

PRICES

SPECIFICATIONS

RATINGS

HOW TO BUY

Acoustic  
& Digital

# PIANO BUYER

PIANOBUYER.COM



SPRING 2014  
Supplement to

**THE PIANO BOOK**

*The Definitive Guide to Buying New, Used, and Restored Pianos*



THE  
PIANO  
INDUSTRY'S  
**MOST CURRENT  
& COMPLETE**  
PRICING  
GUIDE

**LARRY FINE**  
Editor

“They are Fantastic, the EU122  
sounds better  
than any  
studio piano in the  
store, WOW!”

The voicing, action, and tuning are superb.”

~ *Randy Lee of Randee's Music*

We're proud of the continuing accolades we receive from industry experts. That includes the selection of our pianos as “staff favorites” and “hands-down favorites in this category” from *The Piano Book*. Quality components, fine craftsmanship and the latest music technology are the hallmarks of every piano we build. To learn more, visit [PearlRiverUSA.com](http://PearlRiverUSA.com).

**PEARL RIVER**

The World's Best Selling Piano

Guangzhou Pearl River Piano Group Co., Ltd. Distributor in North America: GW Distribution, LLC. (845) 429.3712





Welcome to the Spring 2014 issue of *Acoustic & Digital Piano Buyer*, a semiannual publication devoted to the purchase of new, used, and restored acoustic pianos and digital pianos. *Piano Buyer* is the supplement and successor to the well-known reference *The Piano Book*, which, since 1987, has been the principal consumer guide to buying a piano in the U.S. and Canada. Partially supported by advertising, *Piano Buyer* is available free online at [www.pianobuyer.com](http://www.pianobuyer.com). It can also be purchased in print from the website and in bookstores.

*Piano Buyer* is a hybrid book/magazine. The “book” part consists of a collection of how-to articles on the many aspects of buying a piano. These basic articles are repeated in every issue to serve the many new buyers continually entering the piano market. The “magazine” part consists of features that change with each issue to cover topics of more temporary or niche interest, and to provide variety. Each issue contains several of these excellent features, many of which remain relevant for years. If you missed any of them, you’ll find them under the website’s Archive tab. The brand, model, and price reference material in the second half of the publication is updated, as needed, with each issue.

In this issue we offer several new articles for your reading pleasure. If you play the piano, the tone is probably the aspect of the instrument that most interests you. And if you don’t like the tone of a particular piano you own or are considering buying, you may feel inclined to move on to a different one. While in some cases that might indeed be the best action to take, it’s also possible that your present piano’s tone could be improved—even restored to how it sounded when new—through a process called *voicing*. Piano technician Sally Phillips takes us through the procedures and terminology of voicing in “Voicing and Tone: What Piano Buyers and Owners Should Know” (p. 95). Phillips is assisted, via a YouTube video, by 2005 Van Cliburn Piano Competition winner Alexander Kobrin, who further expounds on the importance

of voicing and tone; and by additional sound samples and videos illustrating the effects of voicing, and the evolution over time of what has been considered desirable in concert-piano tone.

It’s also possible that it’s not your piano that needs voicing, but your *room*. In “Ten Ways to Voice a Room” (p. 101), piano technician and acoustician Chris Storch suggests a number of actions you can take to improve the acoustics of your piano room, such as adding, subtracting, or rearranging furniture; hanging or removing drapery; or placing a rug under the piano. While these are not usually the first things that come to mind when you’re dissatisfied with a piano’s sound, they can have a tremendous effect on your piano-playing experience, and should be carefully considered when buying or maintaining a piano.

If you played the piano as a child, there’s a good chance that your first instrument was a Baldwin—as was mine. Once one of America’s preeminent piano makers, Baldwin fell on hard times in the 1990s, went bankrupt in 2001, and was purchased by Gibson Guitar Corporation. Since then, Baldwin has kept a low profile, concentrating primarily on developing its manufacturing capacity and markets in China, with, up to now, relatively little distribution in the U.S. That capacity having been developed, however, Baldwin is now ready to roll out a full complement of products in its home country. Our reviewer, Dr. James Lent, of UCLA’s Herb Albert School of Music, tries out two vertical and

two new grand models to see if they’re worthy of the Baldwin name (p. 50).

“For a generation of pianists, piano buyers, technicians, and retailers, the mid-level grand pianos made by Kawai and Yamaha have achieved benchmark status among mass-produced instruments,” writes Dr. Owen Lovell, *Piano Buyer*’s Piano Review Editor. Recently, both lines underwent changes that their respective makers considered sufficiently important to require re-naming: Kawai’s RX-BLAK line is now GX-BLAK, and Yamaha’s C models have become the CX series. In “Kawai GX and Yamaha CX: Evolutionary or Revolutionary?” (p. 54), Lovell compares some of the new models with their immediate predecessors to see how big the changes really are.

*Piano Buyer*’s ratings of new pianos are probably the publication’s most read, most misunderstood, and most controversial feature. As the quality of low-end pianos rises, and the differences between brands become increasingly subtle and subjective, our ratings have come to represent less our judgments of the instruments, and more our sense of how manufacturers and dealers position them in the marketplace—partly by price, but also by reputation and country of origin. But we’ve never been completely satisfied with this, in part because readers who lack time, interest, and/or ability to make their own judgments frequently ask that we help them by recommending specific models. We’ve risen to the challenge with “Staff Picks,” our unapologetically subjective assessments of the best in today’s acoustic, digital, and hybrid pianos (p. 45).

Don’t forget to explore the rest of our website. If you’re shopping for a new piano, our two searchable online databases of 3,000 acoustic and more than 200 digital models will help you quickly home in on the instruments that match your requirements for size, furniture style, budget, and features. If

*(continued on page 2)*

# Acoustic & Digital **PIANO BUYER**<sup>®</sup>

PIANOBUYER.COM



SPRING 2014  
Supplement to  
**THE PIANO BOOK**

*The Definitive Guide to Buying New, Used, and Restored Pianos*

Acoustic & Digital Piano Buyer is published semiannually, in March and September, by:

Brookside Press LLC 800.545.2022  
P.O. Box 4916 617.522.7182  
Palm Springs, CA 92263 USA 617.390.7764 (fax)  
[info@pianobuyer.com](mailto:info@pianobuyer.com) [www.pianobuyer.com](http://www.pianobuyer.com)

Acoustic & Digital Piano Buyer copyright © 2013 by Brookside Press LLC  
All rights reserved

“The Piano Book” is a Registered Trademark of Lawrence Fine  
“Piano Buyer” is a Registered Trademark of Brookside Press LLC

ISBN 978-192914538-6

Distributed to the book trade by Independent Publishers Group,  
814 North Franklin St., Chicago, IL 60610  
(800) 888-4741 or (312) 337-0747

No part of this book may be reproduced in any form whatsoever without prior written permission of the publisher, except for brief quotations embodied in critical articles and book reviews.

Reasonable efforts have been made to secure accurate information for this publication. Due in part to the fact that manufacturers and distributors will not always willingly make this information available, however, some indirect sources have been relied on.

Neither the editors nor publisher make any guarantees with respect to the accuracy of the information contained herein, and will not be liable for damages—incidental, consequential, or otherwise—resulting from the use of the information.

**Publisher and Editor**

Larry Fine  
[larry@pianobuyer.com](mailto:larry@pianobuyer.com)

**Piano Review Editor**

Dr. Owen Lovell  
[owen@pianobuyer.com](mailto:owen@pianobuyer.com)

**Advertising Director**

Barbara Fandrich  
[bjfandrich@pianobuyer.com](mailto:bjfandrich@pianobuyer.com)

**Design and Production**

Julie Gallagher, Harry St. Ours

**Piano Industry Consultant**

Steve Cohen  
[steve@pianobuyer.com](mailto:steve@pianobuyer.com)

**Acoustic Piano**

**Technical Consultant**  
Del Fandrich

**Digital Piano**

**Technical Consultant**  
Alden Skinner

**Copyeditor**

Richard Lehnert

**Research Associate**

Barbara Fandrich

**Contributors to this issue:**

Ori Bukai, Brian Chung,  
Mike Kemper, George F. Litterst,  
James Lent, Owen Lovell, Sally  
Phillips, Alden Skinner, Chris  
Solliday, Christopher Storch

See [www.PianoBuyer.com](http://www.PianoBuyer.com)  
for more information.

*(continued from page 1)*

you're shopping for a used instrument, try our Piano Buyer Classifieds; using its powerful search engine, browse among thousands of used pianos for sale. If you're in need of piano-related services—tuning, rebuilding, sales, teaching, or moving—use our Local Services Directory. And when you're ready to take a break, treat yourself to some comic relief with our latest blog, *Piano-Buying Stories*.

Finally, if you're reading this online, consider buying a print copy of *Piano Buyer*. It's a handsome volume, printed in color on glossy paper, and will make a great reference, coffee-table book, or gift. You can purchase it through the website or in bookstores.


*Piano Buyer* exists to make shopping for a piano easier and more enjoyable. If you have a suggestion for how we can do that better, please e-mail me at [larry@pianobuyer.com](mailto:larry@pianobuyer.com).

—Larry Fine, *Publisher*

# 275 Concert.

## *The dimension of the masters.*

275 Concert. The dimension of the masters. The grand piano for professional pianists. The concert hall's acoustics intensifies the richness of sound composition and auditory energy, as well as the differentiated variety and carrying capacity of the 275 Concert. Its elevating elegance and superior manufacturing quality yields the highest level of sound dimension.



**SAUTER**  
—Pianoortemanufaktur—

Carl Sauter Pianoortemanufaktur GmbH & Co KG, Max-Planck-Straße 20, D-78549 Spaichingen,  
phone: +49 (0) 7424 9482-0, fax: +49 (0) 7424 9482-38, email: [info@sauter-pianos.de](mailto:info@sauter-pianos.de), internet: [www.sauter-pianos.de](http://www.sauter-pianos.de)

# Inside This Issue

- 1 | ***A Message from the Publisher***
- 6 | ***The Prodigious Power of Piano Playing***
- 10 | ***Acoustic or Digital: What's Best For Me?***

## **FEATURE ARTICLES**

- 50 | **Review: Four Baldwin Models**
- 54 | **Review: Kawai GX and Yamaha CX: *Evolutionary or Revolutionary?***
- 95 | **Voicing and Tone: What Piano Buyers and Owners Should Know**  
*Online Resources:*  
Alexander Kobrin Talks About Piano Tonal Aesthetics;  
Voicing Sound Samples; The Historical Evolution of Piano Voicing
- 101 | **Ten Ways to Voice a Room**

## **BASIC KNOWLEDGE: ACOUSTIC PIANOS**

- 12 | **Piano Buying Basics**
- 33 | **The New-Piano Market Today**
- 42 | ***A Map of the Market for New Pianos (Ratings)***
- 58 | **Buying a Used or Restored Piano**
- 74 | **Buying a High-End Piano**
- 80 | **Buying Pianos For an Institution**
- 90 | **Piano Maintenance in Institutions**
- 92 | **Sales Talk**
- 106 | **Caring For Your Piano**
- 111 | **Benches, Lamps, Accessories, and Problem Solvers**





## **DIGITAL PIANOS**

- 115** | Buying a Digital Piano
- 123** | Digital Piano Basics, Part 1  
*Imitating the Acoustic Piano*
- 129** | Digital Piano Basics, Part 2  
*Beyond the Acoustic Piano*
- 139** | My Other Piano is a Computer:  
*An Introduction to Software Pianos*

## **HYBRID & PLAYER PIANOS**

- 141** | Hybrid Pianos
- 147** | Buying an Electronic  
Player-Piano System



## **NEW-PIANO BUYERS' REFERENCE**

### **ACOUSTIC PIANOS**

- 158** | Brand & Company Profiles
- 205** | Model & Pricing Guide  
*Access to Searchable Database*

### **DIGITAL PIANOS**

- 262** | Brand & Company Profiles
- 269** | Specifications & Prices

**288** | Advertiser Index/Photo Credits



**PRACTICE MAKES PERFECT.** You've probably heard that saying a hundred times, especially if you've ever studied the piano. Mom said it, so it must be true, right?

Well, hold on a minute—nothing against Mom, but let's get real: "Practice makes perfect" is a terrible motto for piano players. First of all, it's incorrect—how can anything become "perfect" if, every time, you practice it *wrong*? And second, it can't even come close to capturing the prodigious power of playing the piano. So, with all due respect to that venerable axiom, trash it—and make way for a motto that proclaims the *real* benefits of piano playing: *Practice makes prosperous.*

People usually associate the word *prosperous* with wealth. While that's certainly part of its meaning, many dictionaries suggest a broader definition: to be *prosperous* is to *flourish*, to *thrive* . . . to be *successful*. Therefore, the phrase *practice makes prosperous* declares boldly that *those who play the piano are far more likely to flourish, thrive, and experience success in life than those who do not*. Quite a stretch, you say? Read on.

### Thriving Children

Consider what happens when eight-year-old Bobby decides to embrace serious piano practice. Not only does he embark upon a wondrous musical adventure (possibly the greatest benefit of all) but, perhaps unconsciously, he acquires a diversity of skills far beyond the musical notes:

- **He learns to *work hard*.** Anyone who excels at the piano has made

a commitment to practice with vigor and determination.

- **He learns to *focus*.** In a world where iPods, MySpace, Facebook, Twitter and mobile texting have made multi-tasking the de facto way of life, young people are at risk of losing the art of concentration. Piano practice reminds Bobby how to focus on *one thing*—and do it well.
- **He learns to be *responsible*.** Serious pianists learn that faithful, consistent practice—even when they don't *feel* like doing it—will bring great satisfaction over time.
- **He learns to *pay attention to details*.** As his skills mature, Bobby learns to observe the fine points and use the most subtle nuances to create art.
- **He learns to be *self-reliant*.** While practicing, Bobby can't always rely on Mom and Dad for help. To succeed, he must learn to work well on his own.
- **He learns to be *creative*.** Creativity is a musician's lifeblood. Pianists use it not only to express musical ideas, but also to conquer the physical and mental obstacles that arise when learning new music.
- **He learns to *persevere*.** There is little satisfaction in learning only *half* of a piece of music. The determined pianist finds joy in following through to the very end.

These are only some of the skills Bobby will acquire as he devotes himself to diligent piano practice. So, how will such practice make him prosperous?

Ask employers what they look for when interviewing young job candidates for their top positions. Most are looking for a well-defined set of character traits. Specifically, they want people who know how to work hard, can focus well and avoid distractions, are responsible, will pay attention to details, are self-reliant and creative, and will persevere on a project from start to finish. Sound familiar?

You see my point. The skills Bobby learns by practicing the piano will be of immeasurable value to him not only in job interviews, but in every area of his life. People who have these skills are

more likely to flourish in college, thrive in the work world, advance in their careers—and generally enjoy success in any field of endeavor.

Test scores support this contention. Studies show that students of music typically score higher on SATs than do non-music

students—on average, 57 points higher on the verbal section and 41 points higher in math.<sup>1</sup> Further, a 1994 study showed that college undergraduate students who majored in music had the highest rate

**Those who play the piano are far more likely to flourish, thrive, and experience success in life than those who do not.**

<sup>1</sup> *Profile of SAT and Achievement Test Takers.* The College Board, compiled by Music Educators National Conference, 2001.



# KAWAI K-3 Professional Upright Piano

## 2011 Acoustic Piano of the Year

**KAWAI**  
THE FUTURE OF THE PIANO

**2010**

KAWAI K-3 Professional Upright Piano  
**Acoustic Piano of the Year**

**2009**

KAWAI K-3 Professional Upright Piano  
**Acoustic Piano of the Year**

**2008**

KAWAI K-3 Professional Upright Piano  
**Acoustic Piano of the Year**

**2007**

KAWAI CA91 Digital Piano  
**Digital Home Keyboard of the Year**

**2005**

KAWAI RX Series Grand Pianos  
**Acoustic Piano Line of the Year**

**2004**

KAWAI RX Series Grand Pianos  
**Acoustic Piano Line of the Year**

**2003**

KAWAI RX Series Grand Pianos  
**Acoustic Piano Line of the Year**

**2002**

KAWAI CN270 Digital Piano  
**Digital Home Keyboard of the Year**

**2001**

KAWAI ES1 Digital Piano  
**Digital Keyboard of the Year**

**2000**

KAWAI CP200 Digital Ensemble  
**Digital Keyboard of the Year**



For the eleventh time in twelve years, KAWAI has received the coveted Dealer's Choice Award as selected by the readers of Musical Merchandise Review.

Thank heaven for  
**NUMBER ELEVEN**

**“FINEST MATERIALS” “EXCEPTIONAL VALUE” “CANADIAN LEGACY”**  
**NAMM BOOTH #417**



**PREMIUM**  
**SOLID SPRUCE SOUNDBOARD**  
 MADE IN CANADA AND GERMANY



**PREMIUM**  
**RENNER AND ABEL HAMMER**  
 MADE IN GERMANY



**PREMIUM**  
**MAPES BASS STRINGS**  
 MADE IN USA



WWW.HZMPIANO.COM

INFO@HZMPIANO.COM

604-801-5393

of acceptance to medical school (66%).<sup>2</sup> *Practice makes prosperous.* Prepare your children for success in life: Introduce them to the piano.

### Thriving Adults

But how about *you*? Are you among the 82% of adults who have always wanted to learn how to play an instrument?<sup>3</sup> Did you know that adults can gain as much as younger people from playing the piano?

Even if you’ve already achieved career success and significant wealth, there can be *so* much more to a prosperous life. Consider what happens when Nancy, a baby boomer and successful business owner, decides to join a recreational group piano class for adults:

- **She immediately feels relief from stress.** After hours of intense daily pressure at work, Nancy finds it easy to unwind at the piano. The class moves at a comfortable pace and no one is ever required to play solo—which means zero stress. In her personal practice and in class, Nancy can just relax and have fun.
- **She’s making new friends.** Because recreational piano classes are taught in groups, Nancy enjoys getting to know others who share a common interest. Many of her classmates are professional people like her who, after raising a family, are finally getting to try the things they’ve always wanted to do. The warm camaraderie among class members is a wonderful surprise.
- **She enjoys playing her favorite songs.** Nancy always dreamed of learning her two favorite Beatles tunes. Now, she’s thrilled to play

these and many other classic hits for friends and family.

- **Her mind and spirit are enlivened.** The process of learning something completely new has been intellectually and emotionally stimulating for Nancy. She enjoys a sense of adventure when exploring new musical concepts and genres with her classmates. Playing the piano has made her feel more fully alive.

Studies have shown that recreational group music-making can significantly improve the quality of life and personal well-being among those who embrace it. So even when you’re playing the piano just for fun, *practice makes prosperous* in meaningful ways that far exceed the balance in your 401(k).

To give the piano a whirl, contact a local music store or independent piano teacher to find out about recreational piano classes in your area. Whether you’re young or old, striving for success or just playing for fun, the prodigious power of playing the piano can change your life. 🎹

**How about you?**  
**Are you among the**  
**82% of adults who**  
**have always wanted**  
**to learn how to play**  
**an instrument?**

**Brian Chung** is Senior Vice President of Kawai America Corporation and a leading proponent of the benefits of making music. He is also a pianist, and co-author (with Dennis Thurmond) of *Improvisation at the Piano: A Systematic Approach for the Classically Trained Pianist* (Alfred Publishing, 2007). Visit his website at [www.brianchung.net](http://www.brianchung.net).

<sup>2</sup> Peter H. Wood, “The Comparative Academic Abilities of Students in Education and in Other Areas of a Multi-focus University,” ERIC Document ED327480 (1990).

<sup>3</sup> U.S. Gallup Poll. 2008 Music USA NAMM Global Report (August, 2008): 139.



## PROFESSIONAL SERIES GRANDS

---



### Quality Features That Made Baldwin America's Favorite Piano

---

- All Maple inner and outer rim
- Wet sand cast plate
- Solid Sitka Spruce Soundboard
- Abel Hammers
- Real Ebony sharp keys

Available in 5 sizes –

BP148 (4'10")

BP152 (5')

BP165 (5'5")

BP178 (5'10") **NEW!**

BP190 (6'3") **NEW!**



FOR MANY, there will be no easy answer to this question. Many factors play into this seemingly simple decision, some practical, some not. Ideally, perhaps, the answer should be “Both”—take advantage of the “organic” qualities and connection with tradition of the acoustic piano, as well as the extreme flexibility of the digital. But assuming that, for a variety of reasons, “Both” isn’t an option, careful consideration of the advantages and disadvantages of each will probably quickly reveal which will be best for you.

The advantages of the acoustic piano start with the fact that it’s the “real thing,” inherently capable of nuances that are difficult for the digital piano to emulate. The experience of playing an acoustic piano—the harmonics, the vibrations, the touch, the visual appeal, the interaction with the room, the connection with tradition—is so complex that digitals cannot reproduce it all. And, provided that it’s a decent instrument and properly maintained, the acoustic will continue to serve you or a subsequent owner for several generations, after which it might be rebuilt and continue to make music.

If you’re a beginner, the tone and touch of a good-quality digital piano should not interfere with the elementary learning process for a while, but is likely to become less satisfactory as you advance. If your aspiration is to play classical piano literature, the choice is clear: A digital may serve as a temporary or quiet-time practice instrument (some well-known classical pianists request that a digital piano be placed in their hotel rooms for practice and warmup), but the first time you play an acoustic piano that stirs your soul, there will be no turning back. Although digitals continue to draw closer to the ideal, there is, as yet, nothing like the total

experience of playing a fine acoustic instrument.

The downside of an acoustic piano? Initial cost is generally higher, they’re harder to move, the best ones take up a lot of space, and tuning and maintaining them adds several hundred dollars a year to their cost. And—most important—*all they will ever be or sound like is a piano.*

So why do sales of digital pianos outnumber sales of acoustics by more than two to one? Because, in addition to making a piano sound, digitals can also sound like any other instrument imaginable. State-of-the-art digital pianos can allow a player with even the most basic keyboard skills to sound like an entire orchestra. Many models have features that will produce an entire band or orchestra accompanying you as the soloist.

Digital pianos can also be used as player pianos. They can enhance learning with educational software. They can be attached to a computer, and you can have an entire recording studio at your fingertips, with the computer printing the sheet music for anything you play. Many fine

players whose main piano is a quality acoustic also have a digital, providing the technology for band and/or orchestral compositions, transcriptions, and fun!

Add to all that the advantages of lower cost, convenience, lack of maintenance expense, the ability to play silently with headphones, meeting the needs of multiple family members, the obvious advantages for piano classes, and computer connectivity, and you have a powerful argument for the digital.

While digital pianos have a lot of advantages, it’s important to also consider the disadvantages. In addition to those related to learning and playing classical music, mentioned above, the life expectancy of a good digital piano is limited, primarily by obsolescence (digitals haven’t been around long enough to know how long they will physically last), while the life expectancy of a good acoustic piano is upward

of 50 years. Acoustic pianos hold their value rather well, while digitals, like other electronics, quickly drop in value. Obviously, then, if you’re buying a starter instrument and plan to upgrade later, from a financial perspective you

would do better to start with an acoustic piano.

Both variations have places in our musical lives. Now, which is right for you?

(If you’re still unsure, you might want to consider a hybrid piano—see our [story](#) on the subject in this issue.)

**Both variations  
have places in our  
musical lives. Now,  
which is right for  
you?**



EVERY PIANO SHOWROOM READY OUT OF THE BOX!

*Designed by Klaus Frenner*

## KINGSBURG PIANOS, QUALITY RELIABILITY AND VALUE!

DOREMI USA is proud to reintroduce Kingsburg  
Pianos to the US Marketplace.


Kingsburg pianos utilize some of the finest  
components in the world, are built to last and are  
showroom ready out of the box.



**KINGSBURG**  
QUALITY | RELIABILITY | VALUE

[WWW.KINGSBURGUSA.COM](http://WWW.KINGSBURGUSA.COM) | 866-322-5986 | Call today to discuss Your Dealership

INTERNATIONAL CLIENTS - YANTAI KINGSBURG PIANO CO LTD - PHONE #0535-693-2912 - FAX: 0535-6103859  
[WWW.KINGSBUGPIANO.COM.CN](http://WWW.KINGSBUGPIANO.COM.CN) - [KINGSBURGPIANO@163.COM](mailto:KINGSBURGPIANO@163.COM)



## Introduction

An acoustic piano can be one of the most expensive—and difficult—purchases most households will ever make. The “difficult” aspect arises from several factors that are peculiar to pianos and the piano business. First, a “modern” piano is essentially a 19th-century creation about which few people—even those who have played piano all their lives—know very much, and about which much of what they *think* they know may not be accurate or current. Thus, a person who sets out to buy a piano is unlikely to have a social support network of family and friends to serve as advisors, as they might if buying a car, house, or kitchen appliance. Even music teachers and experienced players often know little about piano construction or the rapidly changing state of piano manufacturing. They often rely on their past experience with certain brands, most of which have changed significantly.

Second, acoustic pianos are marketed nationally in the United States under some 70 different brand names (plus dozens of additional names marketed locally) from a dozen countries, in thousands of furniture styles and finishes—and that’s just new pianos! Many once-popular brands have long gone out of business, yet pianos still bearing their name are made overseas, often to much lower standards, and marketed here. Add in more than a century’s worth of used pianos under thousands of brand names in an almost infinite variety of conditions of disrepair and restoration. Just thinking about it makes me dizzy.

Third, new pianos can vary in price from \$2,000 to \$200,000. But unlike most consumer items, whose differences can be measured by the number of functions performed, or buttons, bells, whistles, and conveniences contained, most pianos, regardless of price, look very similar

and do pretty much the same thing: they’re shiny and black (or a wood color), play 88 notes, and have three pedals. The features advertised are often abstract, misleading, or difficult to see or understand. For this reason, it’s often not clear just what you’re getting for your money. This can lead to decision-making paralysis.

Last, while many piano salespeople do an honest and admirable job of guiding their customers through this maze, a significant minority—using lies, tricky pricing games, and false accusations against competing dealers and brands—make the proverbial used-car salesman look like a saint. And once you get through haggling over price—the norm in the piano business—you may be ready for a trip to a Middle East bazaar.

As you shop for a piano, you’ll likely be bombarded with a great deal of technical jargon—after all, the piano is a complicated instrument. But don’t allow yourself to be confused

or intimidated. Although some technical information can be useful and interesting, extensive familiarity with technical issues usually isn’t essential to a successful piano-shopping experience, especially when buying a new piano. (A little greater familiarity may be advisable when buying a used or restored instrument.) Most technical information you’ll come across relates to how the manufacturer designed the instrument. You should focus on how the instrument sounds, feels, and looks, not how it got that way. In addition, technical features are often taken out of context and manipulated by advertising and salespeople—the real differences in quality are often in subtleties of design and construction that don’t make good ad copy.

For 20 years, *The Piano Book* has acted as a textbook on how to buy a piano, but over the years many people have asked for something a little simpler. *Acoustic & Digital Piano Buyer* is the answer, and this article is the beginning. For those readers who love reading about the finer technical details, *The Piano Book* is a must read. But in the interests of brevity and simplicity, we decided in this publication to keep technical details to a minimum.

The purpose of this article is modest: to provide an overview of the piano-buying process, with an emphasis on the decisions you’ll have to make along the way, and on the factors that will affect any acoustic piano purchase. To do this succinctly, it will be necessary to make a number of generalizations, which you can discard in favor of more complete or nuanced explanations



## The American Heritage of Wm. Knabe & Co.



The craftsmanship that makes the Knabe one of the world's best pianos is not the acquisition of one generation but a pedigree of skills that have run through more than three hundred years.

Making a great grand piano starts with the determination not to compromise in any aspect of the design, materials, or craftsmanship.

Experience the heritage of this historic American brand and become a part of a storied tradition. Visit [knabepianos.com](http://knabepianos.com) to find your local Knabe dealer.



WKG90 shown

- Exceptional. Elegant. Extraordinary.

**SAMICK** 

Samick Music Corp. 1329 Gateway Drive - Gallatin, TN 37066 - (615) 206-0077 - [info@smcmusic.com](mailto:info@smcmusic.com)



as you advance toward your goal. References are given to other articles in this publication, or to *The Piano Book*, for further information on selected topics. In addition, for answers to specific questions that arise while you shop, I recommend visiting the Piano Forum at Piano World ([www.pianoworld.com](http://www.pianoworld.com)), the premiere website for everything related to pianos and pianists.

## Vertical or Grand?

Probably the most basic decision to make when buying a piano—and one you may have made already—is whether to buy a vertical or a grand. The following describes some of the advantages and disadvantages of each.

### Vertical Advantages

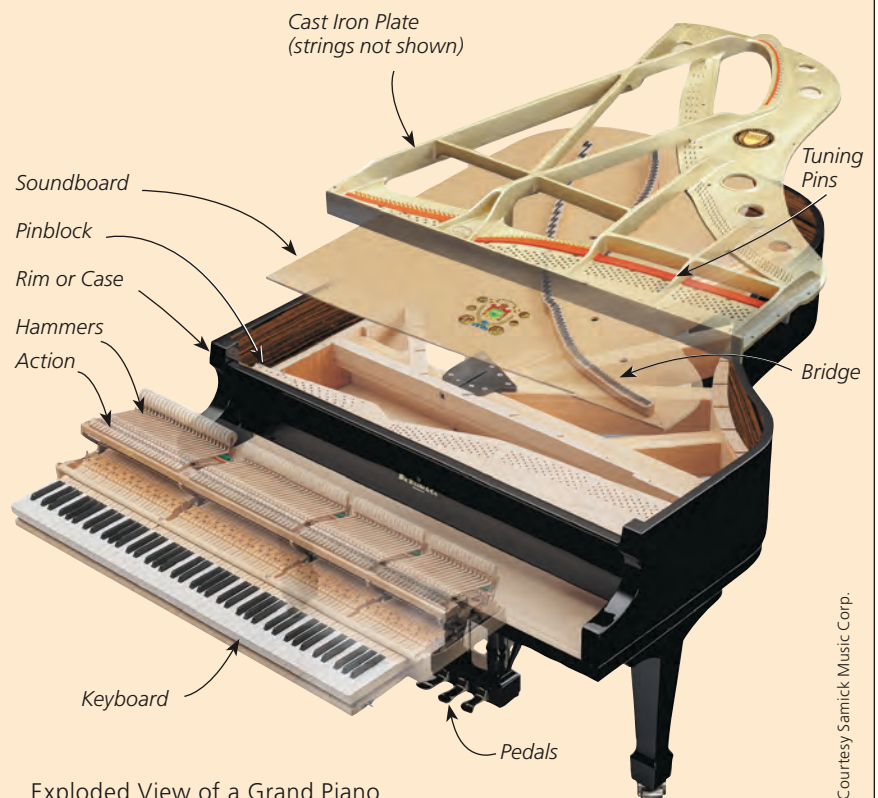
- Takes up less space, can fit into corners
- Lower cost
- Easier to move

### Vertical Disadvantages

- Sound tends to bounce back into player's face, making subtle control of musical expression more difficult.
- Action is not as advanced as grand; repetition of notes is slower and less reliable in most cases, and damping is sometimes less efficient.
- Keys are shorter than on grands, making subtle control of musical expression more difficult.
- Cabinetwork is usually less elegant and less impressive.

Vertical pianos are suitable for those with simpler musical needs, or where budget and space constraints preclude buying a grand. Despite the disadvantages noted above, some of the larger, more expensive verticals do musically rival smaller, less expensive grands. They may be a good choice where space is at a premium

## A LITTLE BIT OF THE TECHNICAL



Exploded View of a Grand Piano

Courtesy Samick Music Corp.

A little bit (but not too much) of technical information about the piano is useful to have while shopping for one. Important words are in **boldface**.

A piano can be thought of as comprising four elements: mechanical, acoustical, structural, and cabinetry.

**Mechanical:** When you press a piano **key** (usually 88 in number), the motion of your finger is transmitted through a series of levers and springs to a felt-covered wooden **hammer** that strikes the strings to set them vibrating. This complex system of keys, hammers, levers, and springs is known as the **action**. Also, when you press a key, a felt **dampener** resting against each string lifts off, allowing the string to vibrate. When you let the key up, the dampener returns to its resting place, stopping the string's vibration. **Pedals**, usually three in number, are connected to the action and dampers via **trapwork**

levers, and serve specialized functions such as sustaining and softening the sound. The right-foot pedal is called the **dampener** or **sustain pedal**; it lifts all the dampers off all the strings, allowing the strings to ring sympathetically. The left-foot, **soft pedal** (on a grand piano, the **una corda pedal**) softens the sound. The function of the middle pedal varies depending on the type and price level of the piano (more on that later). As a **sostenuto pedal**, it selectively sustains notes or groups of notes, a function required only rarely in a small percentage of classical compositions. Other possible functions for the middle pedal include a dampener pedal for the bass notes only, and a mute pedal that reduces the sound volume by about half.

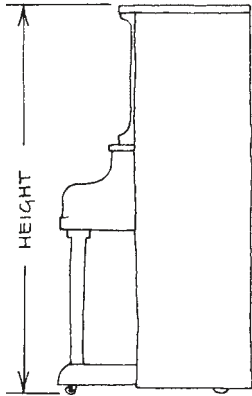
**Acoustical:** Piano **strings** are made of steel wire for the higher-sounding notes (**treble**), and steel wire wrapped with copper for the lower-sounding





space for. Small differences in size between models are more significant in smaller pianos than in larger ones. However, a difference in size of only an inch or two is generally irrelevant, as it could be merely due to a larger cabinet or case.

**Verticals**



Vertical pianos are measured from the floor to the top of the piano. Verticals less than 40" tall are known as spinets. They were very popular in the post-World War II period, but in recent years have nearly died out. Verticals from 40" to about 43"

or 44" are called consoles. Spinet and console actions must be compromised somewhat in size or placement within the piano to fit them into pianos of this size. The tone is also compromised by the shorter strings and smaller soundboard. For this reason, manufacturers concentrate on the furniture component of spinets and consoles and make them in a variety of decorator styles. They are suitable for buyers whose piano needs are casual, or for beginning students, and for those who simply want a nice-looking piece of furniture in the home. Once students progress to an intermediate or advanced stage, they are likely to need a larger instrument.

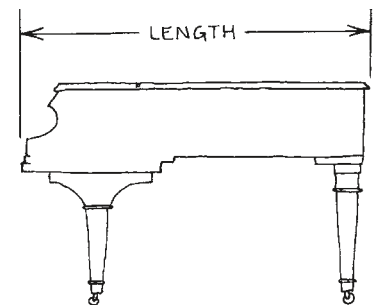
Studio pianos, from about 44" to 47", are more serious instruments. They are called studios because they are commonly found in the practice rooms of music schools. Manufacturers make them in both attractive furniture styles for the home and in functional, durable, but aesthetically

bland styles for school and other institutional use. If you don't require attractive furniture, you may save money by buying the school style. In fact, many buyers prefer the simple lines of the institutional models.

Verticals about 48" and taller, called uprights, are the best musically. New ones top out at about 52", but in the early part of the 20th century they were made even taller. The tallest verticals take up no more floor space than the shortest ones, but some buyers may find the taller models too massive for their taste. Most uprights are made in an attractive, black, traditional or institutional style, but are also available with exotic veneers, inlays, and other touches of elegance.

The width of a vertical piano is usually a little under five feet and the depth around two feet; however, these dimensions are not significantly related to musical quality.

**Grands**



Grand pianos are measured with the lid closed from the very front of the piano (keyboard end) to the very back (the tail). Lengths start at 4'6" and go to over 10' (even longer in some experimental models). Widths are usually around 5' and heights around 3', but only the length has a bearing on musical quality.

Grands less than 5' long are the musical equivalent of spinets and consoles; that is, they are musically compromised and are mainly sold as pieces of furniture. Grands between about 5' and 5½' are very

# GROTRIAN

Because we love music.



GROTRIAN PIANO COMPANY GmbH  
 Postbox 5833  
 D-38049 Braunschweig/Germany  
 Tel. +49.531.210.10.0  
 Fax. +49 531 210.10.40  
 contact@grotrian.de

Don Glasgow  
 GROTRIAN PIANO COMPANY GmbH  
 Director of Sales North America  
 Tel. 251-967-2431  
 don.glasgow@gmail.com  
 www.grotrian.de

popular. Although slightly compromised, they can reasonably serve both musical and furniture functions and are available in many furniture styles. (By the way, piano professionals prefer the term *small grand* to *baby grand*. Although there is no exact definition, a small grand is generally one less than about 5½' long.) Above 5½', pianos rapidly improve, becoming professional quality at about 6'. Pianos intended for the home or serious professional top out at about 7' or 7½'. These sizes may also satisfy the needs of smaller concert venues. Larger venues require concert grands, usually about 9' long.

When considering what size of piano is right for your home, don't forget to add two to three feet to the length of a grand or the depth of a vertical for the piano bench and pianist. Shoppers tend to underestimate what will fit and buy smaller pianos than necessary. Sometimes, the next-size-larger instrument can give you a great deal of tonal improvement at little additional cost. Dealers can usually lend you templates corresponding to different piano sizes to lay down on your floor so you can measure what will fit.

### Budget

Your budget is probably the most important factor in your choice of piano, but it's hard to make a budget when you don't know how much pianos cost. Here is some rule-of-thumb information to get you started:

Most new vertical pianos sell in the range of \$3,000 to \$10,000, though some higher-end ones cost two or three times that, and a few cost less. Entry-level grand pianos generally go for \$5,000 to \$10,000, mid-range grands from \$10,000 to \$30,000, and high-end grands for \$30,000 to \$100,000 or more. Unrestored but playable used pianos cost from perhaps 20 to 80 percent of the cost of a comparable new instrument,

# INTRODUCING STORY & CLARK WITH PNOSCAN™



Choosing an acoustic piano used to be a confusing process. Not so anymore.

Now hidden in every Story & Clark piano is PNOscan, a **state-of-the-art optical sensor strip that converts piano performances into digital information**. A discreetly placed USB/MIDI port then allows you to link your piano to your laptop, connecting you to the limitless opportunities of software for learning, recording, composing, scoring and more.

All without the worries of obsolescence that come with traditional digital and hybrid pianos.

**Why settle for just a piano when you can have a Story & Clark with PNOscan — for the same price?**



STORY & CLARK  
EST. 1857

WHERE TRADITION MEETS TECHNOLOGY

WWW.QRSMUSIC.COM 1-800-247-6557

**JORDAN** [www.jordankitts.com](http://www.jordankitts.com)



Visit the Piano Finder on our website to discover the best piano for you based on your specific individual needs...  
[www.jordankitts.com](http://www.jordankitts.com)

**Washington D.C., Maryland & Virginia's home of expert assistance and the best service and selection available since 1912.**

The area home of pianos from



**YAMAHA**

12303 Twinbrook Parkway, Rockville, MD 20852 (301) 770-9081

8500A Lee Highway, Fairfax, VA 22031 (703) 573-6070

**Mason & Hamlin  
Roland • Cristofori  
& the area's best selection  
of pre-owned Steinways**

**CRISTOFORI**

*Materials and craftsmanship available in no other piano in its price category...*




[www.cristoforipianos.com](http://www.cristoforipianos.com)

depending on age and condition, with 15-year-old used pianos coming in at about 50 percent. The cost of restored instruments will be discussed later. More complete and accurate information can be found in the articles on **new** and **used** pianos, and in the “**Model & Pricing Guide**” reference section, elsewhere in this issue.

### Rent or Buy?

If the piano is being purchased for a beginner, there is a significant possibility that he or she will not stick with playing the piano. To handle this and other “high-risk” situations, most dealers offer a rental/purchase program. In the typical program, the dealer would rent you the piano you are considering purchasing for up to six months. You would pay round-trip moving expenses upfront, usually \$300 to \$400, plus a monthly rental fee, typically \$50 to \$100 for a vertical piano. (Rental/purchase programs do not usually apply to grand pianos.) Should you decide

to buy the piano at any time before the end of the six-month term, all money paid up to that point would be applied to the purchase. Otherwise, you would return the piano and be under no further obligation.

Two pieces of advice here: First, make sure you rent the piano you ultimately wish to buy, or at least rent from the dealer who has that piano, and not simply the piano or dealer with the lowest rental rate—if you eventually decide to buy from a different dealer, you’ll forfeit the rental payments already made to the first dealer. However, if you decide to buy a different piano from the same dealer from whom you rented, it’s possible that dealer would agree to apply some or all of the rental payments to the new piano—but check on this in advance. Second, clarify issues of price before you decide whether to rent or buy. Specifically, find out whether you’ll be allowed to apply the rental payments toward, for example, today’s sale price, rather

than toward the regular price six months from now—or conversely, if you’ll be held to today’s price should there be a sale six months from now. Keep in mind, however, that a “sale” is generally a reduction in price designed to entice you to buy now.

### Quality

Like just about everything else you can buy, pianos come in a range of quality levels. When we speak of *quality* in a piano, we are referring to how it sounds, plays, and looks, and how well it will hold up with time and use. These are functions of the care taken in the design of the instrument; the quality of the materials used and how they are assembled; and the amount of handwork put into the final musical and aesthetic finishing of the instrument. With a new piano, we are also concerned, to a lesser extent, with how much pre-sale service is required by the dealer to make the instrument ready—a dealer is less likely to perform a lot of “make-ready” on an inexpensive piano. Also important are the terms of the warranty and the manufacturer’s (or other warrantor’s) reputation for honoring warranties. The prestige value of the name and the history of the brand may also be perceived as a form of quality by some buyers. *The Piano Book* goes into great detail about what creates quality in a piano.

As you can imagine, any discussion of quality in pianos is likely to involve a lot of subjectivity and be somewhat controversial. However, a useful generalization for the purpose of discussing quality can be had by dividing pianos into two types: performance-grade and consumer-grade. Performance-grade pianos are made to a single, high quality standard, usually in relatively small quantities, by companies that strongly favor quality considerations over cost. Consumer-grade pianos, on the

# Portland's Own Piano Shop on the Left Bank: [www.classicportland.com](http://www.classicportland.com)

Visitors to *Classic Pianos* of Portland, Oregon are surprised to discover the ambiance of an old-world *Restoration Shop* and three distinctive *Piano Salons* within a museum-like atmosphere of used brick walls, waxed concrete and rough plank floors, original wall art created from antique piano parts, and hanging re-bronzed piano harps.

Adjacent to the piano shop is a circa 1912 craftsman mission chapel that once served as offices for the Episcopal Diocese of Oregon. Now restored and enlarged to include a condominium for out of town guests, this quaint structure for auditioning pianos has been renamed *The Schimmel House (Das Schimmel Haus)*.

*Classic Pianos*, located at the East End of the Ross Island Bridge, crossing over the Willamette River into Portland's historic southeast "*Brooklyn Neighborhood*," has reached national and international recognition. Guests often comment that it's a chapter right out of Thad Carhart's national bestseller, *THE PIANO SHOP ON THE LEFT BANK*: "Discovering a Forgotten Passion in a Paris Atelier."

*Classic Pianos* is owned by Maurice Unis and his three sons, Brian, Aaron, and Taylor. Winner of every *Top Dealer Award* from European, Asian, and American, piano manufacturers, *Classic Pianos* represents *Bösendorfer*, *Schimmel*, *Yamaha*, *Mason & Hamlin*, and also showcases a *CLASSIC COLLECTION* of vintage-restored *Steinway & Sons* and *Mason & Hamlin* grands.

Classic Collection sales and shipments coast-to-coast in U.S. and Canada

**CUSTOMER COMMENTS:** "In the course of a nation-wide search, we finally discovered *Classic Pianos*.... We could not have made a better choice. *Classic Pianos* is home to an amazing group of professionals. "

— **Julie Berg, San Luis Obispo, California**  
Pianist, Teacher, and College Educator

**VISITOR COMMENTS:** "I was overwhelmed: I had never, previously, encountered such a galaxy of new pianos... among the finest obtainable in the United States, in Europe, and in the Orient."

— **Lucien Needham, Alberta, Canada**  
Associate, Graduate, and Fellow, *Guildhall School of Music*

**COMMENTS BY CONCERT PIANISTS:** "I have known Maurice Unis, and some of his associates, for over 25 years. His understanding of technical rebuilding and piano restoration is, in a word, 'unparalleled.' "

— **Mark Westcott, Portland, Oregon**  
Master of Music, *Eastman School of Music*  
Winner of Five International Competitions, including Third Prize  
*Van Cliburn International Piano Competition*, 1969.

"Your masterful approach to tuning, voicing, regulating, and restoring heirloom *Mason & Hamlin* and *Steinway* grands recalls another bygone era of the Golden Age of Pianos. Bravo!"

— **Eric Himy, Washington, DC**  
Master of Music, *The Juilliard School*, New York.  
Winner of numerous piano competitions, including the  
Gold Medal at the 1988 *World Piano Competition*



*CLASSIC COLLECTION* — Fully restored 1928 *Steinway & Sons* Model B Louis XV. Sold and shipped to Dr. and Mrs. J. Berg of San Luis Obispo, California.

# CLASSIC PIANOS

A PASSION FOR PIANOS

3003 SE Milwaukie Avenue Portland, Oregon 97202 Telephone: (503) 239-9969

[www.classicportland.com](http://www.classicportland.com)

# MODERN PIANO MOVING

**Full-Service, Long-Distance Piano and Organ Moving & Storage**

Climated Controlled Trailers & Storage	All 50 States, Canada & Other International Destinations	Friendly Full-Time Piano Movers & Office
-------------------------------------------	-------------------------------------------------------------	---------------------------------------------



**www.modernpiano.com**

**1-800-737-5600**

**INSTANT & FREE ESTIMATES**

other hand, are built to be sold at a particular price, and the design, materials, and level of workmanship are chosen to fit that price. Most consumer-grade pianos are mass-produced at a variety of price levels, with materials and designs chosen accordingly. Throughout much of the 20th century, the United States produced both types of piano in abundance. At the present time, however, most performance-grade pianos are made in Europe and the United States, while virtually all consumer-grade pianos are made in Asia. Due to globalization and other factors, the distinction between the two types of piano is beginning to blur. This is discussed at greater length in the article “**The New-Piano Market Today**,” elsewhere in this issue.

The above explanation of quality in pianos is very general, and some aspects of quality may be more applicable to your situation than others. Therefore, it pays to take some

time to consider exactly what you expect from your piano, both practically and in terms of lifestyle. Practical needs include, among others, the level of expressiveness you require in the piano’s tone and touch, how long you want the instrument to last or intend to keep it, and what furniture it must match—as well as certain functional considerations, such as whether you use the middle pedal, desire a fallboard (key cover) that closes slowly, or need to be able to lock the piano. Lifestyle needs are those that involve the prestige or artistic value of the instrument, and how ownership of it makes you feel or makes you appear to others. Just as a casual driver may own a Mercedes, or one devoid of artistic abilities may own great works of art, many who don’t play a note purchase expensive pianos for their artistic and prestige value.

A couple of the practical considerations require further discussion. Concerning expressiveness: What

kind of music do you play or aspire to play? One can play any kind of music on any piano. However, some pianos seem better suited in tone and touch than other kinds to some kinds of music. Quality in piano tone is often defined in terms of the instrument’s ability to excel at pleasing players of so-called “classical” music because this kind of music tends to make the greatest expressive demands on an instrument. So if you aspire to play classical music seriously, you may wish to one day own a fine instrument capable of the nuanced tone and touch the music demands. On the other hand, if classical music isn’t your thing, you can probably get away with a much less expensive instrument.

A key factor concerns how long you want to keep the instrument: Is it for a beginner, especially a youngster, and you’re not sure piano lessons will “stick”? Is it a stepping stone to a better piano later on? Then an inexpensive piano may do. Do you want this to be the last piano you’ll ever buy? Then, even if your playing doesn’t yet justify it, buy a piano you can grow into but never grow out of.

A note about how long a piano will last—a question I hear every day. The answer varies for pianos almost as much as it does for people. A piano played 16 hours a day in a school practice room might be “dead” in ten years or less, whereas one pampered in a living room in a mild climate might last nearly a century before requiring complete restoration to function again. A rule-of-thumb answer typically given is that an average piano under average conditions will last 40 to 50 years. If past experience is any guide, it would not be unreasonable to predict that the best-made pianos will last about twice as long as entry-level ones, given similar conditions of use and climate. However—and this is the important point—most

pianos are discarded not because they no longer function—in fact, they may go on to long lives as used pianos for other people—but because they no longer meet the needs or expectations of their owners or players. A player may have musically advanced beyond what the instrument will deliver, or the owner may now be wealthier and have higher expectations for everything he or she buys—or perhaps no one in the house is playing anymore and the piano is just taking up space. Thus, the important consideration for most buyers, especially buyers of new or relatively young pianos, is how long the piano in question will meet their needs and expectations, rather than how long that piano will last.

You'll get a better sense of what quality means in a piano if you play a wide variety of them, including

ones that cost less than what you plan to spend, as well as ones you can't afford. Warning: The latter can prove dangerous to your bank account. It's not unusual for a buyer to begin shopping with the intention of buying a \$3,000 vertical, only to emerge some time later with a \$30,000 grand!

### New or Used?

The next choice you'll have to make is whether to buy new or used. The market for used pianos is several times the size of the market for new ones. Let's look at the merits of each choice:

#### New Piano Advantages

- Manufacturer's warranty
- Little chance of hidden defects

- Lower maintenance costs
- Easier to shop for
- Usually more local choices
- Longer piano life expectancy
- Greater peace of mind after purchasing

#### New Piano Disadvantages

- Higher upfront cost
- Significant depreciation loss if resold within first few years
- Limited choice of attractive old styles and finishes

#### Used Piano Advantages

- Lower upfront cost
- Greater choice of attractive old styles and finishes
- Can be more fun and interesting to shop for (if you like shopping for old things)
- Restorer may detail instrument to an extent that rivals new piano



The amazing AS 275

love  
at first —  
sound.

## Joseph Brodmann Pianos.

The name of Joseph Brodmann, the famous Viennese piano maker, stands for more than just a product name. The well-known, wide range of grand and upright pianos is widely accepted as the leading piano in its class - for players and institutions alike.



**BRODMANN**  
PIANO

JOSEPH BRODMANN GROUP  
Corporate Office USA

Gary A. Trafton | National Sales Manager USA  
752 E. 21st Street | Ferdinand, IN 47532, USA  
PHONE +1 812 630 0978 | FAX +1 812 367 2994  
gary.trafton@brodmann.at  
www.brodmann.at

- Piano likely to be already significantly depreciated, resulting in little or no loss if resold

### Used Piano Disadvantages

- No manufacturer's warranty (though there may be a dealer's or restorer's warranty)
- Greater chance of hidden defects (unless completely restored)
- Higher maintenance costs (unless completely restored)
- Shorter piano life expectancy (unless completely restored)
- Can be maddeningly difficult and confusing to shop for
- Need to pay technician to examine and appraise it
- Usually fewer local choices
- Possible need to size up restorer's ability to do a good job

Despite the longer list of disadvantages, most people buy used because of the lower upfront cost and because they feel they can manage the risks involved. The most important rule by far in managing risk is to have the piano professionally examined and appraised by a piano technician prior to purchase. This is especially important when



Reinstalling the cast-iron plate during the rebuilding of a grand piano

buying from a private-party seller because there is no warranty, but it should also be done for peace of mind when buying from a professional seller, particularly if the piano is over ten years old. This will cost between \$100 and \$200 and is well worth the money. If you don't already have a piano technician you trust, hire a Registered Piano Technician (RPT) member of the Piano Technicians Guild (PTG). You can locate one near you on the PTG website, [www.ptg.org](http://www.ptg.org). (To be designated an RPT, one must pass a series of tests. This provides the customer with some assurance of competence.)

A subset of used pianos consists of instruments that have been professionally restored. The complete restoration of a piano is known as *rebuilding*. There is no universally agreed-on definition of what is included in a rebuilding job, so you have to ask specifically what has been done. A minimal partial restoration is called *reconditioning*—often just cleaning up the piano, replacing a few parts, and adjusting it. Vertical pianos are almost never completely rebuilt because the cost cannot be recouped in the sale price. However, verticals are frequently reconditioned. A complete rebuilding of a top-quality grand piano by a top-notch rebuilder generally costs from \$20,000 to \$40,000—and that's if you own the piano. If you're buying the piano too, figure a total cost of from 75 to more than 100 percent of the cost of a new piano of similar quality. A partial rebuilding of a lower-quality brand might cost half that, or even less.

Buying a used or restored piano is generally more difficult than buying a new one because, in addition to making judgments about the underlying quality of the instrument, you also must make judgments about its condition or about the skill and

trustworthiness of the restorer—there's a greater concern about being burned if you make a mistake. Some find this too stressful or time-consuming. Others find the hunt fascinating, and end up discovering an entire world of piano buffs, and piano technical and historical trivia, in their community or online. It helps to remember that a new piano becomes “used” the moment it is first sold. Although junk certainly exists, used pianos actually come in a bewildering variety of conditions and situations, many of which can be quite attractive, musically and financially. The subject is vast. *The Piano Book* has a chapter devoted to it, including how to do your own preliminary technical examination of a piano. A summary of the most important information, including a description of the most common types of used pianos, where to find them, and how much to pay, can be found in the article “**Buying a Used or Restored Piano**” elsewhere in this issue.

### The Piano Dealer

The piano dealer is a very important part of the piano-buying experience, for several reasons. First, a knowledgeable and helpful salesperson can help you sort through the myriad possibilities and quickly home in on the piano that's right for you. Second, a dealership with a good selection of instruments can provide you with enough options to choose from that you don't end up settling for less than what you really want (although you can make up for this to some extent by shopping among a number of dealers). Third, all pianos arrive from the factory needing some kind of pre-sale adjustment to compensate for changes that occur during shipment, or for musical finishing work left uncompleted at the factory. Dealers vary a great deal in their willingness to





## Innovation is our tradition

For 134 years, Cline Pianos has combined innovation and tradition. Founded in the Pacific Northwest in 1889, Cline Pianos continues the North American philosophy of piano building. American engineers designed our pianos and each instrument is produced under careful supervision of our master craftsmen in select factories in the Far East.

DESIGNED IN THE USA



USA PRODUCTION MANAGEMENT

MANUFACTURED IN CHINA

[www.cline-pianos.com](http://www.cline-pianos.com) 509.946.8078

© 2013 Cline Pianos. All rights reserved. A Vienna International Brand.

perform this work. There's nothing worse than trying to shop for a piano, and finding them out of tune or with obvious defects. It's understandable that the dealer will put the most work into the more expensive pianos, but a good dealer will make sure that even the lower-cost instruments are reasonably playable. Last, a good dealer will provide prompt, courteous, skilled service to correct any small problems that occur after the sale, and act as your intermediary with the factory in the rare event that warranty service is needed. Knowledge, experience, helpfulness, selection, and service—that's what you're looking for in a dealer.

### **Shopping Long-Distance via the Internet**

The question often arises as to whether one should shop for a piano long-distance via the Internet. It turns out that this is really two different

questions. The first is whether one should locate a dealer via the Internet, possibly far away, then visit that dealer to buy a piano. The second is whether one should buy a piano sight unseen over the Internet.

If you're shopping for a new piano, you'll probably have to visit a dealer. This is because dealers are generally prohibited by their agreements with manufacturers from quoting prices over the phone or via the Internet to customers outside their "market territory," the definition of which differs from brand to brand. But once you set foot in the dealer's place of business, regardless of where you came from, you're considered a legitimate customer and all restrictions are off, even after you return home. There are no such restrictions for advertising or selling used pianos.

Customers, of course, don't care about "market territories." They just

want to get the best deal. Given the ease of comparison shopping via the Internet, and the frequency with which people travel for business or pleasure, dealers are increasingly testing the limits of their territorial restrictions, and more and more sales are taking place at dealerships outside the customer's area. This is a delicate subject in the industry, and the practice is officially discouraged by dealers and manufacturers alike. In private, however, dealers are often happy when the extra business walks in the door (though they hate like heck to lose a sale to a dealer outside their area), and some manufacturers are choosing to look the other way.

There are obvious advantages to shopping locally, and it would be foolish not to at least begin there. Shopping, delivery, and after-sale service are all much easier, and there can be pleasure in forging a



**Steingraeber • Sauter**  
**Estonia • Brodmann • Grotrian**  
**C. Bechstein • W. Hoffmann**  
**Kayserburg • Ritmüller**

Offering incomparable value in fine pianos – from space-efficient uprights to the grandest grands, R. KASSMAN has one of the largest selections in the San Francisco Bay Area. Visit us and see why R. KASSMAN has been the choice of San Francisco Bay Area pianists for four decades.

**R. KASSMAN**  
*Purveyor of Fine Pianos*

843 Gilman Street      www.rkassman.com  
 Berkeley, CA      510.558.0765



relationship with a local merchant. That said, every person's lifestyle and priorities are different. A New Yorker who frequently does business in San Francisco may find it more "local" to visit a piano dealer

in downtown San Francisco, near his or her business meeting, than to drive all over the New York metropolitan area with spouse and children on a Saturday morning. In the marketplace, the customer is king. As people become more and more at ease with doing business of all kinds long-distance with the aid of the Internet, it's inevitable that piano shopping will migrate in that direction as well. In recognition of this trend, several manufacturers now mandate that when a customer buys a piano from a dealer outside the customer's local area, the local authorized dealer of that brand will actually deliver the piano, and will receive a small percentage of the sale from the selling dealer in return for handling any warranty issues that may arise.

Buying a piano sight unseen (which, in view of the above discussion, must involve used pianos, not new) is something entirely different. Obviously, if you're at all musically sensitive, buying a piano without trying it out first is just plain nuts. But, as much as I hate to admit it, it may make sense for some people. In the piano business, we like to say (and I say it a lot) that a piano is not a commodity; that is, a product of which one example is more or less interchangeable with another. Each piano is unique, etc., etc., and must be individually chosen. But for someone who is buying a piano for a beginner, who has no preference in touch and tone, and just wants a piano that's reasonably priced, reliable, and looks nice, a piano may, in fact, actually be a "commodity." I might wish it were otherwise, just as an audiophile might wish that I wouldn't buy a stereo system off the shelf of a discount department store, but we're all aficionados of some things and indifferent about others, and that's our choice. Furthermore, just as people who buy

electronic keyboards frequently graduate to acoustic pianos, the person who today buys a piano over the Internet may tomorrow be shopping at a local dealer for a better piano with a particular touch and tone. Although it isn't something I'd advise as a general rule, the fact is that many people have bought pianos over the Internet without first trying them out and are pleased with their purchase (and some people, probably, are not so pleased).

If you're thinking of making a long-distance purchase, however, please take some precautions (not all of these precautions will be applicable to every purchase). First, consider whether it's really worth it once you've taken into account the cost of long-distance shipping. Find out as much as you can about the dealer. Get references. Get pictures of the piano. Hire a piano technician in the dealer's area to inspect the piano (use the Piano Technicians Guild website, [www.ptg.org](http://www.ptg.org), to find a technician) and ask the technician about the dealer's reputation. Make sure the dealer is experienced with arranging long-distance piano moves, and uses a mover that specializes in pianos. Find out who is responsible for tuning and adjusting the piano in your home, and for repairing any defects or dings in the finish. Get the details of the warranty, especially who is responsible for paying the return freight if the piano is defective. Find out how payment is to be made in a way that protects both parties. And if, after all this, you still want to buy long-distance, my best wishes for a successful purchase.

### **Negotiating Price and Trade-Ins**

The prices of new pianos are nearly always negotiable. Only a handful of

dealers have non-negotiable prices. If in doubt, just ask—you'll be able to tell. Some dealers carry this bargaining to extremes, whereas others start pretty close to the final price. Many dealers don't like to display a piano's price because not doing so gives them more latitude in deciding on a starting price for negotiation, depending on how they size up the customer. This makes shopping more difficult. Use the price information in the "**Model & Pricing Guide**" of the current issue of *Acoustic & Digital Piano Buyer* to determine the likely range within which a given model will sell. Don't give in too quickly. It's quite common for the salesperson to call a day or two later and offer a lower price. If there's an alternative piano at another dealership that will suit your needs just as well, it will help your negotiating position to let the salesperson know that.

Due to the high cost of advertising and conducting piano mega-sales (such as college sales, truck-load sales, etc.), prices at these events are often actually *higher* than the price you could negotiate any day of the week, and the pressure to buy can be enormous. Shop at these sales only after you've shopped elsewhere, and look for the real bargains that occasionally exist.

If you're buying a new piano to replace one that's no longer satisfactory, you'll probably want to trade in the old one. Dealers will usually take a trade-in, no matter how bad it is, just to be able to facilitate the sale. In fact, in many cases the dealer will offer you what seems like a king's ransom for the old one. The downside is that when a generous trade-in allowance is given on the old piano, the dealer is then likely to offer you a less-generous price on the new one. To see if you're being offered a good deal, you'll have to carefully analyze the fair-market


value of the old piano and what would be a likely price for the new one without a trade-in. Sometimes it will be to your advantage to sell the old piano privately, though in that case you'll need to take into account the hassle factor as well.

For more information about new-piano prices and negotiating, see the introduction to the "**Model & Pricing Guide**," elsewhere in this issue, as well as in *The Piano Book*.

Used-piano prices may or may not be negotiable. If the used piano is being sold by a dealer who primarily sells new pianos at negotiable prices, then the used-piano prices are probably also negotiable. Prices of restored pianos sold by the restorer are less likely to be negotiable, as technical people are usually less comfortable with bargaining. Prices of pianos for sale by private-party sellers are usually negotiable, in part because the seller often has little idea of what the piano should sell for and has just made up a price on the basis of wishful thinking. But even knowledgeable sellers will usually leave a little wiggle room in their price.

### **Electronic Player-Piano Systems**

Prior to the Great Depression, most pianos were outfitted with player-piano mechanisms—the kind that ran on pneumatic pressure and paper rolls. Today's player pianos are all electronic; they run on CDs, iPods, floppy diskettes, or electronic downloads from the Internet, and are far more versatile and sophisticated than their pneumatic ancestors. Now you don't have to wait until Junior grows up to hear something interesting from the piano! A substantial percentage of new pianos, especially grands, are being outfitted with these systems. In fact, many pianos are being purchased as home-entertainment centers by



Typically, the control box for an electronic player-piano system is attached to the underside of the keyboard.

buyers who have no intention of ever playing the piano themselves.

Several companies make these systems. Yamaha's Disklavier system is built into select Yamaha models at the Yamaha factory. PianoDisc and QRS Pianomation, the two major after-market systems, can be installed in any piano, new or used, typically by the dealer or at an intermediate distribution point. If installed properly by a trained and authorized installer, none of these systems will harm the piano or void its warranty. However, such installations are complicated and messy and must be done in a shop, not in your home.

The most basic system will play your piano and accompany it with synthesized orchestration or actual recorded accompaniment over speakers attached to the piano. These systems generally add about \$4,000 to \$7,000



Continental Style

Wyman/Oria



Institutional or Professional Style

Samick Music Corp.



School Style

Pramberger Piano Co.

to the price of the piano. Add another \$1,500 to \$2,000 to enable the piano to record your own playing for future playback. For a little bit more, you can mute the piano (stop the hammers from hitting the strings), turn on a digital piano sound, and listen through headphones. The range of prices reflects the variety of configurations and options available, including what music source you use (CD, iPod, MP3 player, etc.) and how much memory storage you purchase, among others. There are also higher-level systems at twice the price that provide touch screens with wireless connection for instant downloading of songs from the Internet. See the article “[Buying an Electronic Player-Piano System](#)” elsewhere in this issue for more information.



Decorator Style:  
French Provincial Cherry

Pramberger Piano Co.



Decorator Style:  
Traditional Mahogany

Pramberger Piano Co.



Decorator Style:  
Mediterranean Oak

Samick Music Corp.



Hybrid Style

Wyman/Oria

### Furniture Style and Finish

Although for most buyers the qualities of performance and construction are of greatest importance in selecting a piano, a piano is also a large piece of furniture that tends to become the focal point of whatever room it is placed in. This is especially true of grands. Add to that the fact that you’ll be looking at it for many years to come, and it becomes obvious that appearance can be an important consideration. For some buyers, it may be the most important consideration.

Vertical pianos without front legs are known as *Continental* style (also called *Contemporary*, *European Contemporary*, or *Eurostyle*). They are usually the smallest (42 to 43 inches high) and least expensive pianos in a manufacturer’s product line.

Pianos with legs supported by *toe blocks* are sometimes known as *Institutional* or *Professional* style, particularly when the cabinet also has little in the way of decoration or embellishment.

*School* pianos are a subset of the institutional-style category. Generally 45 to 47 inches in height, these

are institutional-style pianos made specifically for use in school practice rooms and classrooms. They usually come equipped with long music racks for holding multiple sheets of music, locks for both the lid and the fallboard, and heavy-duty casters for easier moving. They are generally available in ebony or satin wood finishes. Sturdy and sometimes plain-looking, they are also often purchased by non-institutional customers for less furniture-conscious locations. (If you’re buying a piano for an institution, please read



Straight Leg

Spade Leg

Yamaha Corp.



Victorian Style  
with Ice-Cream Cone legs

Petrof



Queen Anne Style

Samick Music Corp.

**“Buying Pianos for an Institution,”** elsewhere in this issue.)

Vertical pianos with free-standing legs not reinforced by toe blocks are generally known as *Decorator* style. Common decorator styles are Queen Anne and French Provincial, generally in cherry (or Country French in oak), all with curved legs; Italian Provincial, typically in walnut with square legs; Mediterranean, usually in oak with hexagonal legs; and Traditional, most often in mahogany or walnut, with round or hexagonal legs. Matching music racks and cabinet decoration are common furniture embellishments. Furniture-style preference is an entirely personal matter. A practical consideration, however, is that front legs not supported by toe blocks have a tendency to break if the piano is moved frequently.

Hybrid styles, containing features of both institutional and decorator styles, are common, especially in Asian pianos.

Grand pianos come in far fewer styles than verticals. As you shop, it is likely you will see only a few different styles, in a number of woods and finishes.

The traditional grand piano case is likely familiar to everyone. It has rather straight or slightly tapered legs, often flaring slightly just above the floor (called a *spade* leg), and usually a rather plain, solid music rack.

*Victorian* style (sometimes called *Classic* style) is an imitation of a style in fashion in the late 1800s, with large, round, fluted legs and a fancy, carved music desk. Variations of the Victorian style have “ice-cream cone” or other types of round-ish legs.

As with verticals, grands also come in Queen Anne and French Provincial styles, with curved legs, and in other period styles. In addition to the leg style, these usually differ in the treatment of the music rack and cabinet embellishment as well.

Pianos come in a variety of woods, most commonly ebony (sometimes called ebonized), which is not actual ebony wood, but an inexpensive, sturdy veneer that has been painted black; as well as mahogany, cherry, walnut, and oak. Exotic woods include bubinga, rosewood, and many others, available on higher-priced uprights and grands. In pianos of lesser quality, sometimes a less

expensive wood will be stained to look like a more expensive one. Pianos are also available in ivory or white, and it’s often possible to special-order a piano in red, blue, or other colors.

In addition to the wood itself, the way the wood is finished also varies. Piano finishes come in either high polish (high gloss) or satin finishes. Satin reflects light but not images, whereas high polish is nearly mirror-like. Variations on satin include matte, which is completely flat (i.e., reflects no light), and open-pore finishes, common on European pianos, in which the grain is not filled in before finishing, leaving a slightly grainier texture. A few finishes are semigloss, which is part-way between satin and high polish. As with furniture style, the finish is an entirely personal matter, though it should be noted that satin finishes tend to show fingerprints more than do high-polish finishes.

Most piano finishes are either lacquer or polyester. Lacquer was the finish on most pianos made in the first three-quarters of the 20th century, but it is gradually being supplanted by polyester. In my opinion,

lacquer finishes—especially high-gloss lacquer—are more beautiful than polyester, but they scratch quite easily, whereas polyester is very durable. (Lacquer finishes can be repaired more easily.) Hand-rubbed satin lacquer is particularly elegant. Sometimes, when a customer desires a piano in a satin finish but the dealer has in stock only the high-polish polyester model, the dealer will offer to buff it down to a satin finish at a cost of \$500 to \$1,000. This is commonly done, and it works, but usually doesn't look as nice as the factory-made satin finish.

### Touch and Tone

*Touch*, in its simplest form, refers to the effort required to press the piano keys. Unfortunately, the specifications provided by the manufacturers, expressed in grams, don't do justice to this complicated subject. The apparent touch can be very different when the piano is played fast and loud than when it is played soft and slow, and this difference is not captured in the

numbers. If you are other than a beginner, be sure to try it out both ways.

Advanced pianists tend to prefer a touch that is moderately firm because it provides better control than a very light touch and strengthens the muscles. Too light a touch, even for a beginner, can cause laziness, but too firm a touch can be physically harmful over time. The touch of most new pianos today is within a reasonable range for their intended audience, but the touch of older pianos can vary a lot depending on condition. A piano teacher may be able to assist in evaluating the touch of a piano for a beginner, particularly if considering an entry-level or used piano.

Piano *tone* is also very complex. The most basic aspect of tone, and the one most easily changed, is its brightness or mellowness. A *bright* tone, sometimes described by purchasers as *sharp* or *loud*, is one in which higher-pitched overtones predominate. A *mellow* tone, sometimes described as *warm*, *dull*, or *soft*, is one in which lower-pitched overtones are dominant. Most pianos are somewhere in between, and vary from one part of the keyboard to another, or depending on how hard one plays. The key to satisfaction is to make sure that the tone is right for the music you most often play or listen to. For example, jazz pianists will often prefer a brighter tone, whereas classical pianists will often prefer one that is mellower, or that can be varied easily from soft to loud; i.e., that has a broad dynamic range. However, there is no accounting for taste, and there are as many exceptions to these generalizations as there are followers. A piano technician can make adjustments to the brightness or mellowness of the tone through a process known as *voicing*.

Another aspect of tone to pay attention to is *sustain*, which is how long the sound of a note continues at an audible level, while its key is depressed, before

## THE PIANO AS SCULPTURE

Both grands and verticals are available in *Designer* versions, with such decorative features as inlays and marquetry, carving, wood veneer or chrome accents, burl woods, two-tone effects, decorative moldings, painting, and more. Some designer pianos are outrageous or defy categorization, while others attempt to be very "modern," or combine both the modern and the traditional.

The highest form of piano art is embodied in *Art-Case* pianos. These are usually highly decorated instruments, their embellishments organized around a theme and designed by a famous furniture designer, who in his work may make use of inlays, paintings, gem stones, or just about any other medium one can think of. These pianos are very expensive and considered works of art as well as musical instruments.

Under the heading "Piano Art," examples of designer and art-case pianos are scattered throughout this publication for your appreciation and amusement.

disappearing. Practically speaking, this determines the ability of a melodic line to "sing" above an accompaniment, especially when played in the critical mid-treble section.

Most pianos will play loudly quite reliably, but providing good expression when played softly is considerably more challenging. When trying out a piano, be sure to play at a variety of dynamic levels. Test the action with your most technically demanding passages. Don't forget to test the pedals for sensitivity commensurate with your musical needs.

Room acoustics have a tremendous effect on piano tone, so you'll want to note the extent to which the

< ADVERTISEMENT >

PRESS RELEASE:

**PETROF Celebrates  
150th Anniversary**

This year, Petrof will celebrate its 150th anniversary. In 1864, Antonín Petrof established the company in his hometown, Hradec Králové, in what is now the Czech Republic, upon returning from his piano-making apprenticeship in Vienna. Focusing on quality, the company became one of the most famous makers of high-quality instruments, and remained so until 1948, when Czechoslovakia's Communist regime nationalized all private assets. The Petrof family was able to buy back the company in 2006; since then, under the able leadership of Zuzana Ceralová Petrofová, Petrof has once again become one of the leading piano makers in Europe.

For more information, call or e-mail:  
Vienna International, Inc.  
509-946-8078  
vienna2music@gmail.com  
www.petrof.com

“I find the tone and performance  
capability of this professional  
upright piano to be  
**ASTOUNDING**  
and I am happy to  
‘sing’ its praises.”

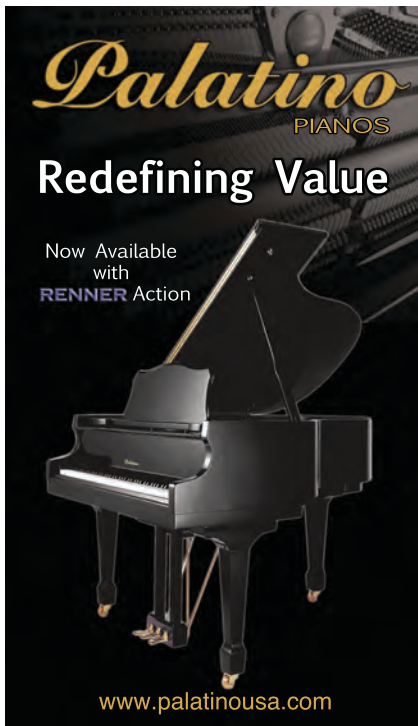
*~ Grammy-Award-Winning Ragnar Bohlin*

When a highly respected, award-winning conductor acknowledges your piano, it's a moment to savor. These beautiful pianos, created by the world-famous designer, Lothar Thomma, and supervised by famed Swiss master production and quality engineer, Stephan Mohler, are winning accolades all over the world. We've put our all into building the Kayserburg Artists Series and the result is a line of instruments unparalleled for their sensitive performance and graceful longevity. To learn more about the Kayserburg Artists Series, visit [KayserburgUSA.com](http://KayserburgUSA.com)



*Artists*  
Kayserburg





warranty issues are: what is covered, for how long, and who stands behind the warranty. The overwhelming majority of new-piano warranties cover the cost of parts and labor necessary to correct any defect in materials or workmanship. The warrantor (usually the manufacturer or distributor) also generally reserves the right to replace the piano should it choose to in lieu of repair. The warrantee (the customer) generally makes warranty claims to the dealer who, upon approval of the warrantor, makes the necessary repairs or replaces the instrument, as applicable. If the dealer is out of business, or if the customer has moved, warranty claims are made to the new local dealer of that brand, if any, or directly to the warrantor.

Warranties are in effect from the date of purchase and generally run between five and fifteen years,

depending on the manufacturer. Note that there is little correlation between the length of warranty and the quality of the piano, as decisions on warranty terms are often made based on marketing factors. For example, a new manufacturer might well offer a longer warranty to help bolster sales.

The Magnuson-Moss Warranty Act mandates that warranties be either *full* or *limited*. In the piano industry, the only significant difference is that full warranties remain in effect for the entire stated term, regardless of piano ownership, whereas limited warranties cover only the original purchaser. If you plan on possibly selling or trading up within a few years, a full warranty offers protection to the new owner, increasing the piano's value to them, and may justify a little higher selling price or trade-in value.

acoustics of the dealer's showroom differ from those of your home, and make allowance for it. Hard surfaces, such as bare walls, tile, and glass will make the tone brighter. Absorbent surfaces—upholstered furniture, heavy drapes, plush carpeting—will make it mellower. Once the piano is in the home, a technician may be able to make adjustments to the tone, but to avoid unpleasant surprises, it's best to buy a piano whose tone is already close to what you want. Adjusting the room acoustics through the strategic use of wall hangings, scatter rugs, and furniture can also help. See the article "**Ten Ways to Voice a Room**," elsewhere in this issue.

### The Piano Warranty

The majority of pianos never generate a warranty claim. That said, few people would sleep well worrying about potential problems arising in such a major purchase. Key

## Subscribe Today!



THE AMERICAN ORGANIST Magazine, published monthly by the American Guild of Organists, is the most widely read journal devoted to organ and choral music in the world. Discounted rates are available for students and seniors. Visit us online at [Agohq.org](http://Agohq.org).



### American Guild of Organists

475 Riverside Drive | Suite 1260  
New York, NY 10115  
212-870-2310 | [info@agohq.org](mailto:info@agohq.org)



The final key issue about piano warranties concerns who stands behind the warranty. In most cases the warranty is backed by the actual manufacturer. This is advantageous, as the manufacturer has a major capital investment in its factory and has probably been in business for many years. The likelihood is that it will be around for the entire five- to fifteen-year period of your warranty. In today's piano market, however, many brands are manufactured under contract for a distributor, and the warranty is backed only by that distributor. Often, the distributor's only investment is a small rented office/warehouse and a few dozen pianos. Pianos are also often made to order for a particular dealership under a private brand name and are sold—and warranted—only by that dealership and/or its affiliates. In those cases, the warranty is further limited by the financial strength of the distributor or dealership, which can be difficult for the shopper to evaluate. In these situations, caution is called for.

When purchasing a used or restored piano, there is no warranty from a private, non-commercial seller, but a commercial seller will usually provide some kind of warranty, even if for only a few months. Pianos that have been completely restored typically come with a warranty with terms similar to that of a new piano, though of course it is backed by only the restorer.

## Miscellaneous Practical Considerations

### Bench

In all likelihood, your purchase of a new piano will include a matching bench. Benches for consumer-grade pianos are usually made by the piano manufacturer and come with the piano. Benches for performance-grade pianos are more often provided separately by the dealer.

**The original**

**AUGUST FÖRSTER**

GEGR. 1859

**Pianos**



**German American Trading Co**

P.O.Box 17789 Tampa, FL 33682-7789  
 Tel: 813-961-8405 Fax: 813-961-8514  
 Email: GermanAmer@msn.com  
 www.august-foerster.de

Benches come in two basic types: fixed-height and adjustable. Consumer-grade pianos usually come with fixed-height benches that have either a solid top that matches the piano's finish, or a padded top with sides and legs finished to match the piano. The legs of most benches will be miniatures of the piano's legs, particularly for decorative models. Most piano benches have music storage compartments. School and institutional-type vertical pianos often come with so-called "stretcher" benches—the legs are

connected with wooden reinforcing struts to better endure heavy use.

Adjustable benches are preferred by serious players, and by children and adults who are shorter or taller than average. The deeply-tufted tops come in a heavy-duty vinyl and look like leather; tops of actual leather are available at additional cost. Adjustable benches vary considerably in quality. The best ones are expensive (\$500 to \$750) but are built to last a lifetime.

Finally, if the piano you want doesn't come with the bench you



**YOUNG CHANG**  
Young Chang Piano Gallery



AVANTGRAND *Clavinova*

The Musical Instrument Superstore!  
**cosmomusic.ca**

Experience the **ONLINE VIRTUAL TOUR!**  
905.770.5222 x260 • 1.800.463.3000  
10 Via Renzo Dr., Richmond Hill ON Canada  
[pianos@cosmomusic.ca](mailto:pianos@cosmomusic.ca)

desire, talk to your dealer. It's common for dealers to swap benches or bench tops to accommodate your preference, or to offer an upgrade to a better bench in lieu of a discount on the piano.

For more information, see “**Benches, Lamps, Accessories, and Problem Solvers,**” elsewhere in this issue.

### *Middle Pedal*

As I mentioned near the beginning of this article, the function of the middle pedal varies. In some circumstances, you may need to consider whether the function of the middle pedal on a particular instrument will meet your musical needs.

On most new vertical pianos, the middle pedal operates a mute that reduces the sound volume by about 50 percent, a feature often appreciated by family members of beginning students. If your piano lacks this feature, after-market mute mechanisms are available for grands and verticals through piano technicians

or dealers. On older verticals and a few new ones, the middle pedal, if not a mute, usually operates a bass sustain, although occasionally it's a “dummy” pedal that does nothing at all. I've never known anyone to actually use a bass-sustain pedal, so it might as well be a dummy.

On most grands and a few expensive uprights, the middle pedal operates a sostenuto mechanism that selectively sustains only those notes whose keys are down at the moment the pedal is pressed. This mechanism is called into action for only a relatively few pieces of classical music, yet it is generally considered obligatory for any “serious” instrument. Only inexpensive new and used grands omit the sostenuto, usually in favor of a bass sustain. (The obligatory nature of the sostenuto pedal—or any middle pedal—on a grand piano is a largely American phenomenon. Until fairly recently, many “serious” European pianos made for the European market had only two pedals.)

### *Fallboard (Keyboard Cover)*


Vertical pianos use one of three basic fallboard designs: the Boston fallboard, a sliding fallboard (both of which disappear when open), or a one-piece “drop” fallboard with

integrated music shelf.

The Boston fallboard is found on most furniture-style pianos and characteristically is a two-piece, double-hinged assembly. It is easily removed for service, and the rigidity provided by the hinges keeps the fallboard and the piano's side arms from being scratched when the fallboard is opened or closed.

The sliding fallboard, a one-piece cover that slides out from under the music desk to cover the keys, is considerably less expensive. However, if it is pulled unevenly and/or upwardly, it can scratch the fallboard or the inside of the piano's side arms.

The one-piece “drop” fallboard is commonly found on larger uprights. It is simply hinged at the back and lifts up to just past vertical, where it lies against the upper front panel of the piano. Attached to its underside is a small music shelf that is exposed when the fallboard is opened, then manually unfolded.

Grand pianos use a smaller one-piece “drop” fallboard that opens under the music desk. Fallboards on many newer grands are hydraulically damped so as to close slowly over the keys, eliminating the possibility of harming the player's or a young child's fingers. Aftermarket kits are available for pianos that lack this feature. 



### PERIOD PIANO CENTER

[www.periodpianos.org](http://www.periodpianos.org)

[www.historicalpianosociety.org](http://www.historicalpianosociety.org)

Conservation, Historical  
Study, Collection

Membership-based piano history  
community for retail/manufacturing,  
technician, instrument scholar and owner

WHEN I BEGAN servicing pianos during the 1970s, most pianos sold in the U.S. (with the important exception of the growing number of pianos from Japan) were made in the U.S. by about a dozen different makers, which together turned out hundreds of thousands of pianos annually. By current standards, many were not particularly well made. Today, only three companies make pianos in the U.S. in any real quantities, which combined amount to no more than a few thousand instruments per year. However, over 40,000 new acoustic pianos are sold here annually under some 70 different brand names, made by more than 30 companies in a dozen countries. The quality is the best it's ever been. Here are the highlights of what's happened:

- The Japanese “invasion” of the 1960s onward was followed by a wave of pianos from Korea in the 1980s and '90s. Together, these imports put most low- and mid-priced American makers out of business.
  - Rising wages in Korea in the 1990s caused much of that country's piano production to move to Indonesia and China.
  - The economic emergence of China during the 2000s resulted in a new wave of low-priced, low-quality pianos appearing in the U.S. and globally.
  - Foreign firms and investors have combined low-cost Chinese and Indonesian labor with high-quality design and manufacturing expertise, parts, and materials from Western countries to greatly increase the quality of low-priced Chinese and Indonesian pianos.
  - Cheaper equipment for computer-aided design and manufacturing has allowed for their more widespread use by small and large firms alike, with a consequent
- increase in precision of manufacturing at all price levels.
- Since the 1990s, a dozen or more European makers of high-quality pianos have been aggressively marketing their pianos in the U.S., challenging entrenched interests and creating more choice and higher quality in the high end of the piano market. They are currently hampered, however, by a disadvantageous exchange rate.
  - To better survive in a global economy, high-end companies have diversified their product lines to include low- and mid-priced pianos, setting up factories or forming alliances with companies in parts of the world where labor is cheaper. At the same time, makers of low- and mid-priced pianos are creating higher-priced models using parts and expertise

usually associated with the high-end companies, thus blurring the line between the high and low ends of the piano market.

### China

The first piano factory in China is said to have been established in 1895, in Shanghai (perhaps by the British?). During the 1950s, the Communists consolidated the country's piano manufacturing into four government-owned factories: Shanghai, Beijing, and Dongbei (means “northeast”) in the northern part of the country, and Guangzhou Pearl River in the south. Piano making, though industrial, remained primitive well into the 1990s. In that decade, the government of China began to open the country's economy to foreign investment, first only to partnerships with the government, and later to completely private concerns.

As China's economy has opened up, the nation's rising middle and upper classes have created a sharp increase in demand for pianos. Tempted by the enormous potential of the Chinese domestic market, as well as by the lure of cheap goods manufactured for the

West, foreign interests have built new piano factories in China, bought existing factories, or contracted with existing factories for the manufacture of pianos. The

**Over 40,000 new acoustic pianos are sold here annually under some 70 different brand names, made by more than 30 companies in a dozen countries.**



*A Proud History of  
Traditional Craftsmanship*

## Weber Albert Weber

A Timeless Classic Since 1852

To find your nearest dealer visit [weberpiano.com](http://weberpiano.com)



government has also poured money into its own factories to make them more competitive and to accommodate the growing demand.

Except for the government involvement, the piano-making scene in China today is reminiscent of that in the U.S. a century ago: Hundreds of small firms assemble pianos from parts or subassemblies obtained from dozens of suppliers and sell them on a mostly regional basis. The government factories and a few large foreign ones sell nationally. Most of the pianos sold in the Chinese domestic market are still primitive by Western standards. Primarily, the quality has markedly improved where foreign technical assistance or investment has been involved; only those pianos are good enough to be sold in the West.

Although in China the government factories have long had a

monopoly on sales through piano dealers, that hold is gradually being eroded, and the government entities are experiencing great competitive pressure from all the smaller players. Combined with the inefficiencies and debt inherent in government operations, the current competitive situation is probably making the government think twice about continuing to subsidize the piano industry. Already, one of its factories, Dongbei, has been privatized through its sale to Gibson Guitar Corporation, parent of Baldwin Piano Company; and another, Guangzhou Pearl River, has successfully completed an initial public offering to become a public company.

Besides Baldwin, Pearl River, and the government-owned factories, other large makers in China for the North American market are Parsons Music (Hong Kong), Yamaha (Japan), Young Chang (Korea), and, for the

Canadian market, Kawai (Japan)—all of whom own factories in China. Other foreign-owned companies that own factories in China or contract with Chinese manufacturers to make pianos for the U.S. market include AXL (Palatino brand), Bechstein (W. Hoffmann Vision brand), Blüthner (Irmler Studio brand), Brodmann, Cunningham, Feurich, Heintzman, Perzina, Schulze Pollmann, and Wilh. Steinberg. Many American distributors and dealers contract with Beijing, Dongbei, Pearl River, and Sejung, selling pianos in the U.S. under a multitude of names. Steinway & Sons markets the Essex brand, designed by Steinway and manufactured by Pearl River.

And one company, Hailun, is owned and operated by a Chinese entrepreneur, Chen Hailun.

From about 2000 to 2005, most sales of Chinese pianos in the U.S. were

based on the idea of luring customers into the store to buy the least expensive piano possible. Dealers that staked their business on this approach often lost it. A growing trend now is to manufacture and sell somewhat higher-priced pianos that have added value in the form of better components, often imported to China from Europe and the U.S., but still taking advantage of the low cost of Chinese labor. The best ones are not just a collection of parts, however, but also have improved designs developed with foreign technical assistance, and sufficient oversight to make sure the designs are properly executed.

The oversight is especially important. Chinese piano manufacturers have been quite aggressive in acquiring piano-making knowledge, and are happy to use their alliances with Western distributors in furthering that end. There has been a

tendency, however, for Chinese factory managers to ignore the advice and requests of Western distributors once their inspectors leave the factory, resulting in product that does not meet the standards or specifications contracted for. The distributors have gradually discovered that the only way to overcome this problem is to own the factory themselves, to maintain a constant presence at the factory, or to constitute such a large percentage of the Chinese company's business that they, the Westerners, can control production. Alternatively, a Western company can examine all the pianos in its home country before sending them on to dealers, but this is less satisfactory than stopping problems at the source. Western distributors of Korean pianos used to complain of a similar problem with Korean factory managers during the height of that country's piano

industry in the 1980s and '90s. As in Korea, the situation in China is rapidly improving as the Chinese become accustomed to Western ways of doing business and more focused on quality control.

Pianos made in China now dominate the North American market, constituting more than a third of all new pianos sold in the U.S. A decade ago, most were just barely acceptable technically, and musically undesirable. Over the years, however, both the technical and musical qualities have taken big leaps forward. While some remain at the entry level, others rival the performance of more expensive pianos from other parts of the world. Reports sometimes suggest less consistency than with pianos from other countries, and a continuing need for thorough pre-sale preparation by the dealer (who sometimes must weed out the bad ones and return them to



**YOUNG CHANG**  
*A higher level of excellence®*

*Every Young Chang piano is created of the finest materials the world has to offer, a testament to our dedication to the often elusive ideal of perfection.*

To find your nearest dealer visit [youngchang.com](http://youngchang.com)



the factory), but otherwise few major problems. The prices of the better models are rising, but for entry- and mid-level buyers, many Chinese brands are still good value.

## Indonesia

Indonesia is China's closest competitor in terms of price and quality. But unlike China, in which many small and large companies, domestic and foreign, are involved in piano manufacturing, virtually all pianos made in Indonesia are the products of three large, foreign players: Yamaha, Kawai, and Samick. For the U.S. market, Yamaha makes only one model, an entry-level grand, in Indonesia; Kawai makes all its small and medium-sized verticals there, and one entry-level grand; and Samick makes all its pianos for sale in North America there, both grand and vertical.

Overall, the manufacturing quality is similar to China's, but Indonesia got to this level of quality more rapidly and is perhaps more consistent. This may have been due to the smaller number and, on average, larger size of Indonesia's piano manufacturers, as well as to cultural and political differences between the countries. Development of manufacturing in Indonesia was aided by the fact that the country was already a democratic (more or less), capitalist nation with strong ties to the West, and accustomed to Western ways of working and doing business, with English widely spoken. The government does not own or manage the factories.

One of the big challenges in Indonesia, as in the rest of tropical Asia (which includes southern China), is climate control inside the factories, and the proper handling of wood to avoid problems later on when the instruments are shipped to drier countries and the wood dries out. All three companies, as well as

Pearl River in southern China, have done a good job of meeting this challenge (though some only recently), but caution and proper climate control by the consumer are especially advised when these pianos are to be used in very difficult, dry indoor climates.

## Korea

The Korean piano industry has had a tumultuous history, from its beginnings in the war-torn 1950s through its meteoric global rise in the 1980s; through labor unrest, the Asian economic crisis, and the abrupt collapse of the country's piano industry in the 1990s; and most recently through bankruptcies, reorganizations, aborted takeovers, and more bankruptcies. Today, both Samick and Young Chang seem to be on relatively stable financial footing, the latter having just emerged from bankruptcy after being purchased by Hyundai Development Company. As mentioned earlier, due to high labor costs in Korea, both companies have moved most of their manufacturing elsewhere, limiting production at home to the more expensive models.

Quality control in the Korean models is now nearly as good as in pianos from Japan, but getting there has taken 30 years of two steps forward, one step back. The reasons for the slow development are probably numerous, but undoubtedly some are cultural in nature: Western piano-company personnel have often reported that their Korean counterparts can be proud people, reluctant to take advice from Americans (not that they necessarily should—unless they're trying to sell products to Americans).

**Quality control in the Korean models is now nearly as good as in pianos from Japan, but getting there has taken 30 years of two steps forward, one step back.**

Musically, the two companies' pianos have never really gained clear, aesthetic identities of their own, other than as very acceptable musical products. Periodic redesigns by German engineers, or American engineers with Germanic names (always sought by piano makers),

have brought some progress, but never as much as was hoped for. Part of the reason for the lack of identity may be that there have been such a multitude of product lines made in different factories to constantly changing specifications that nothing has settled down long enough to stick. Internal politics and dealing with

quality-control problems have also taken up much energy over the years.

Things are settling down now for both companies. Samick, in its upper- and mid-level lines, is producing some of its nicest pianos ever. Young Chang is playing catch-up, but also has some good designs, with new ones in the pipeline. Both companies' top-level products have much to offer at good prices.

## Japan

Japan's two major piano manufacturers, Yamaha and Kawai, began making pianos around 1900 and 1927, respectively, with export to the United States beginning in earnest in the early 1960s. The first few years of export were spent learning to season the wood to the demands of the North American climate, but since then the quality control has been impressive, to say the least, and the standard to which other piano manufacturers aspire. Both companies also have outstanding



# *ESTONIA GRAND PIANO — A Work of Art*


**Estonia Klaverivabrik**  
Kungla 41, Tallinn 10413, Estonia  
Tel. (372) 508-4038  
[www.estoniapiano.com](http://www.estoniapiano.com)



*North American office:*  
7 Fillmore Drive  
Stony Point, NY 10980 USA  
Tel. (845) 947-7763



# Introducing the *CX* SERIES



2010 – The CFX revolutionized the Beauty and Power of the concert grand piano...

2012 – The CX is introduced...

2014 – The legacy continues...



The New Soundboard resonates with the emotions of the performer.

New contoured Bridges and Ribs dramatically improve projection.



New Hammers based on those of the CFX Piano.

Advanced design. Expert engineering. Over twenty years of research. This is the birth of a new series of pianos that builds on the legacy of Yamaha's CFX concert grand piano.





warranty service, so customers are never left hanging with unsatisfactory instruments. As in Korea, labor costs in Japan have risen to the point where both companies have been forced to move much of their manufacturing elsewhere, making only their more expensive models in Japan. With some exceptions, their grands and tallest uprights are made in Japan, small and mid-sized verticals in other Asian countries.

The tone of Japanese pianos tends to be a little on the bright and percussive side (Yamaha more than Kawai), though less so than in previous years, and pleasing in their own way. In addition to their regular lines, both companies make high-end lines with more “classical” qualities, as well as entry-level lines that reflect a compromise between price and quality. The pianos are very popular with institutions and are real workhorses. Although more expensive than most other Asian pianos, a Japanese-made Yamaha or Kawai piano is hard to beat for reliability. Kawai also manufactures the Boston brand, designed by Steinway and sold through Steinway dealers.

## United States

Only three companies manufacture pianos here in any numbers: Steinway & Sons, Mason & Hamlin, and Charles R. Walter. A couple of other makers are in very limited production: Astin-Weight in Salt Lake City, whose factory was shut down several years ago by storm damage, says it still makes a few pianos; and pianos are once again being assembled in Chicago under the Kimball name using parts sourced from around the world. A few boutique makers, such as Ravenscroft, build high-end pianos to order. Baldwin, for a century one of the largest American producers, finally ceased most production

at its American factory in 2009, having moved nearly all piano production to its two plants in China.

Steinway & Sons has been making high-quality pianos in New York City since its founding in 1853 by German immigrants. For most of the past century, the company has had little competition in the U.S.: when one desired to buy a piano of the highest quality, it was simply understood that one meant a Steinway. The last decade or two has seen a gradual erosion of that status by more than a dozen European firms and our own Mason & Hamlin. Although each by itself is too small to make a dent in Steinway’s business, their combined effect has been to claim a substantial share of the market for high-end pianos in the home. (Steinway still dominates the concert-grand market

and, to some extent, the institutional market.) This has been made easier by the fact that in certain respects these European-made pianos are visibly and audibly of higher quality than American-made Steinways (to be distinguished from Steinways made at the company’s branch factory in Hamburg, Germany, which are of the highest quality). Steinways have classic designs and use proven materials and methods of construction, but the musical and aesthetic finishing of the American-made pianos has too often been left uncompleted at the factory in the expectation, frequently unmet, that the dealers would finish it off. Fortunately, the past few years have seen a reversal of this trend in the form of many small improvements at the factory, as well as perhaps better performance by dealers. Though there is room for

further improvement, the ratio of compliments to complaints, in my experience, has become more favorable. The recent replacement of American Steinway management by personnel from Steinway’s European branches may also be having a salutary effect.

Mason & Hamlin, Steinway’s principal competitor in the early part of the 20th century, went into a long period of decline after the Great Depression. After a series of bankruptcies and reorganizations in the 1980s and ’90s, Mason & Hamlin was purchased in 1996 by the Burgett brothers, owners of PianoDisc, a leading manufacturer of player-piano systems. Since then, from an old brick factory building in Haverhill, Massachusetts, the Burgetts have completely restored the company to its former excellence, and then some.

They and their staff have designed or redesigned a complete line of grand pianos and modernized century-old equipment. Rather than compete with Steinway on Steinway’s terms, Mason & Hamlin has repositioned itself as an innovator, seeking out or developing high-quality but lower-cost parts and materials from around the world, and combining them with traditional craftsmanship to produce a great piano at a somewhat lower price.

Charles R. Walter, a piano design engineer by profession, has been making high-quality vertical pianos in Elkhart, Indiana, since the 1970s, and grands for over ten years. The factory is staffed in large part by members of his extended family. The instruments are built using the best traditional materials and construction practices. Right now,

**The rush to sell to Americans has caused some European companies to reconsider the tonal designs of their instruments.**

times are tough for small companies such as this, which produce an excellent product but are neither the high-priced celebrated names nor the low-cost mass producers. If you're looking to "buy American," you can't get any more American than Charles R. Walter.

## Europe

European makers that regularly sell in the U.S. include: Bechstein, Blüthner, Feurich, August Förster, Grotrian, Sauter, Schimmel, Seiler, Steingraeber, and Wilh. Steinberg (Germany); Bösendorfer (Austria); Fazioli and Schulze Pollmann (Italy); Estonia (Estonia); and Petrof (Czech Republic). Most are of extremely high quality; even the least of them is very good. Until two decades ago, most of these brands were virtually unknown or unavailable in the U.S., but as the European demand for pianos contracted, many of the companies found that Americans, with their large homes and incomes, would buy all the grand pianos they could produce. The liberation of Eastern Europe resulted in an increase in the quality of such venerable brands as Estonia and Petrof, which had suffered under Communist rule, and these brands, too, became available and accepted here.

The rush to sell to Americans has caused some European companies to reconsider the tonal designs of their instruments and to redesign them for better sound projection, tonal color, and sustain—that is, to sound more like American Steinways. Considering that some of these companies are five or six generations old and have redesigned their pianos

about that many times in 150 years, this degree of activity is unusual. Some of the redesigns have been great musical successes; nevertheless, the loss of diversity in piano sound is to be mourned.

Several German companies have started or acquired second-tier lines to diversify their product lines, and have gradually shifted much of their production to former Soviet-bloc countries with lower labor costs, producing brands such as Bohemia and W. Hoffmann (by Bechstein) in the Czech Republic, and Vogel (by Schimmel) in Poland. Today, there is enough commonality in business practices, laws, and attitudes toward quality among the countries of Europe that the distinction between Eastern and Western Europe carries little meaning—except for labor costs, where the savings can be great.

## Globalization, Quality, and Value

The worldwide changes in the piano industry are making it more difficult to advise piano shoppers. For many years, the paradigm for piano

**The worldwide changes in the piano industry are making it more difficult to advise piano shoppers.**

quality has been an international pecking order: pianos from Russia, China, and Indonesia at the bottom; followed by Korea, Japan, and Eastern Europe; and, finally, Western Europe at the top, with pianos from the U.S. scattered here and there, depending on the brand. This pecking order has never been foolproof, but it has served a generation of piano buyers well enough as a rule of thumb.

Now this order is being disturbed by globalization. High-end and low-end makers are, to some extent, adopting each other's methods and narrowing

the differences between them. On the one hand, some Western European and American makers of high-end pianos are partially computerizing the manufacture of their "hand-built" pianos, quietly sourcing parts and subassemblies from China, and developing less expensive product lines in Eastern Europe and Asia. On the other hand, some Korean and Chinese makers are importing parts and technology from Germany, Japan, and the U.S., producing pianos that sometimes rival the performance of more expensive pianos from the West. Global alliances are bringing new products to market that are more hybridized than anything we've seen before. Although the old pecking order still has some validity, the number of exceptions is increasing, causing temporary confusion in the marketplace until a new order emerges.

At the same time that the range of quality differences is narrowing, the range of prices is widening, bringing into greater prominence issues of "value." Eastern European brands have emerged as "value" alternatives to Western European brands, the latter becoming frightfully expensive due to high labor costs and the rapid appreciation of the euro against the dollar. Some of the better pianos from China, Korea, and Indonesia have become value alternatives to Japanese pianos. Brands that don't scream "value" are being squeezed out of the market.

As mentioned above, one of the consequences of globalization is that parts and materials formerly available only to high-end makers are now for sale to any company, anywhere, that's willing to pay for them. Thus, you'll see a number of Asian firms marketing their pianos with a list of well-regarded brand-name components from Germany and North America, such as Renner, Röslau, Mapes, and Bolduc. The question then naturally arises: Given that high-end



*Emerson*

*Old Traditions* ∞ *New Beginnings*

*Shanghai • Seattle • Boston • Vienna*

*W.P. Emerson*  
*Since 1849*

*emerson-piano.com • 509.946.8078*



pianos are so expensive, and that today one can buy for so little a Chinese-made piano with German design, German parts, and perhaps even a German name, is it still worth buying a performance-grade piano made in the West? Are there any differences worth paying for?

There's no question that high-end components, such as Renner hammers and Bolduc soundboards, add to the quality and value of consumer-grade pianos in which they're used. But in terms of quality, components such as these are only the tip of the iceberg. Although the difference between performance- and consumer-grade pianos has narrowed, in many ways the two types of manufacturers still live in different worlds.

Differences are manifested in such things as the selection, drying, and use of wood; final regulation and voicing; and attention to technical and cosmetic details.

Makers of performance-grade pianos use higher grades of wood, selected for finer grain, more even color, or greater hardness, strength, and/or acoustical properties, as the use requires. Wood is seasoned more carefully and for longer periods of time, resulting in greater dimensional stability and a longer-lasting product. Veneers are more carefully matched, and finishes polished to a greater smoothness. Action assemblies purchased from suppliers may be taken apart and put back together to more exacting tolerances than

originally supplied. The workspace is set up to allow workers more time to complete their tasks and a greater opportunity to catch and correct errors. Much more time is spent on final regulation and voicing, with an instrument not leaving the factory, in some cases, until a musician has had an opportunity to play it and be satisfied. Of course, the degree to which these manifestations of quality, and many others not mentioned, are present will vary by brand and circumstance, but underlying them all is this philosophical difference: with performance-grade pianos, the driving force behind decision-making tends to be the quality of the product; with consumer-grade pianos, cost is a greater factor.

## A MAP OF THE MARKET FOR NEW PIANOS

The chart and commentary that follow are intended to provide the newcomer to the piano market with a simple summary of how this market is organized. Although summarizing the market requires making a certain number of subjective judgments, this summary is intended less as a ranking of quality than as a description of how manufacturers and dealers position their products in the marketplace, which is largely along lines of price, country of origin, and reputation. While these factors are often associated with quality, that association is far from perfectly consistent.

Why don't we strictly judge piano quality in *Piano Buyer*? During the last half of the 20th century, a great many pianos, especially low-end instruments manufactured in the U.S. and in developing countries, had significant defects that made separating good instruments from bad relatively easy. That is no longer the case. Due to globalization and the computerization of manufacturing, virtually all pianos now sold in the West are competently made and without major defects, and the differences between them are increasingly subtle and subjective. In addition, price is sometimes more a reflection of labor costs in the country of origin than of quality. While it's still clear that high-end pianos are better than entry-level ones, comparisons of instruments that are closer in price are less conclusive, and much more subject to the whims of personal preference, how well the pianos have been prepared for sale, room acoustics, and so forth. Furthermore, even those responsible for the technical design of pianos often can't agree on which features and specifications produce the best instruments! In such a context of extreme subjectivity, contradictory expert opinion, and a changing

PERFORMANCE-GRADE PIANOS		
<b>Highest Quality/ Prestige</b> Verticals: \$25,000–\$50,000 Grands 5' to 7': \$75,000–\$125,000	<b>Very High Quality</b> Verticals: \$20,000–\$30,000 Grands 5' to 7': \$40,000–\$90,000	<b>High Quality</b> Verticals: \$15,000–\$30,000 Grands 5' to 7': \$40,000–\$70,000
C. Bechstein Blüthner Bösendorfer Fazioli Grotrian Sauter Steingraeber & Söhne Steinway & Sons (Hamburg)	Bechstein (Academy/B) Estonia August Förster Haessler Shigeru Kawai Mason & Hamlin Schimmel (Konzert/Classic) Seiler (Germany) Steinway & Sons (New York) Yamaha (CF)	Petrof Schimmel (International) Schulze Pollmann grands Wilh. Steinberg (IQ) Charles R. Walter

INTERMEDIATE-GRADE PIANOS		
<b>European Affiliated</b> Verticals: \$10,000–\$20,000 Grands 5' to 7': \$30,000–\$40,000	<b>Deluxe Consumer (Japanese)</b> Verticals: \$10,000–\$17,000 Grands 5' to 7': \$23,000–\$55,000	<b>Deluxe Consumer (Other Asian)</b> Verticals: \$10,000–\$14,000 Grands 5' to 7': \$25,000–\$36,000
Brodmann (AS) W. Hoffmann Irmeler (Professional) Schulze Pollmann verticals Seiler (ED) Wilhelm Schimmel/ Vogel	Boston (Japan) Kawai (RX/GX) grands Kawai verticals (Japan) Yamaha (C/CX) grands Yamaha verticals (Japan)	Hailun (Vienna) Kayserburg (Artist) Wm. Knabe (Concert Artist) Perzina verticals J.P. Pramberger (Platinum) Albert Weber

Note: Unless otherwise stated, brand names refer to both grand and vertical models.

market, making too many judgments about piano quality tends to give a false impression of scientific objectivity, and inhibits shoppers from making their own judgments and possibly discovering something wonderful for themselves.

For these reasons, we have chosen to take a less active but, we think, more honest approach to giving

piano-buying advice, by providing newcomers to the market with a simple frame of reference and a few personal recommendations (see our new "Staff Picks" section beginning on page 47), and otherwise letting them explore and discover for themselves what appeals to them.

The key to proper use of this chart, then, is not to follow it religiously, but

CONSUMER-GRADE PIANOS			
	Samick/ Young Chang	Yamaha/Kawai	Other Companies
<b>Upper Level</b> Verticals: \$5,000–\$10,000 Grands 5' to 7': \$13,000–\$30,000		Boston verticals (Indonesia) Kawai (GE) grands Kawai verticals (Indonesia) Yamaha (GC) grands Yamaha verticals (China)	Brodmann (PE) grands Cunningham Feurich (China) Hailun Irmler (Studio) Perzina grands Ritmüller (Premium)
Verticals: \$5,000–\$8,000 Grands 5' to 7': \$12,000–\$30,000	Wm. Knabe (Academy) Kohler & Campbell (Millennium) Pramberger (Signature) Johannes Seiler Weber Young Chang	Kawai (GM) grands Yamaha (GB) grands	Baldwin (China) Brodmann (PE) verticals Essex Heintzman Kingsburg verticals Palatino Ritmüller (Classic) Story & Clark (Signature)
<b>Mid-Range</b> Verticals: \$4,000–\$6,500 Grands 5' to 7': \$10,000–\$22,000	Wm. Knabe (Baltimore) Kohler & Campbell (New Yorker) Pramberger (Legacy) Samick Weber Young Chang	Cable-Nelson (Yamaha)	Cristofori/Lyrica Everett Hallet, Davis & Co. (HD) Kingsburg grands Henry F. Miller Pearl River Story & Clark (Heritage)
<b>Entry Level</b> Verticals: \$4,000–\$6,000 Grands 5' to 7': \$10,000–\$14,000	<p><i>To better understand this chart, please read the accompanying commentary.</i></p>		Altenburg Falcone Geo. Steck Hallet, Davis & Co. (H/HS) Hardman, Peck & Co. Hobart M. Cable Schumann Taylor London Wyman

Note: Unless otherwise stated, brand names refer to both grand and vertical models.

to understand that, given its nature, it should be used only as a learning tool. In addition, use common sense when comparing one brand with another. Compare verticals with other verticals of similar size, and grands with similarly sized grands, or models whose selling prices fall within the same range. Don't get hung up on small differences between one

subgroup and the next—the distinctions can be quite subtle. Furthermore, the preparation of the piano by the dealer can be at least as important to the quality of the product you receive as some of the distinctions listed in the chart. Note that, for the sake of simplicity, there may be quality differences within a single product line that are not indicated here; and

a few brands have been omitted due solely to lack of sufficient information about them. **Within each group or subgroup, the brands are listed in alphabetical order. No judgment of these brands' relative quality should be inferred from this order.**

Prices shown for each group represent, in round numbers, a typical range of Suggested Maximum



**PETROF**  
PIANOS SINCE 1864

# *Pianos of Royal Heritage*



*Susan Petrof*  
Fifth Generation



*Antonin Petrof*  
First Generation

P.O. Box 1130 • Richland, WA 99352 • Office 509.946.8078 • Fax 815.550.1840

Prices (SMP) of new pianos in the least expensive styles and finishes (significant discounts from these prices are likely—see page 204 for explanation).

A generalization useful to understanding the piano market is that pianos can be divided into two types, Performance Grade and Consumer Grade, both of which are necessary to meet the needs of the wide variety of piano buyers.

### **Performance-Grade Pianos**

Performance-grade pianos generally have several of the following attributes:

- They are built to a single high standard, almost without regard to

cost, and the price charged reflects whatever it takes to build such a piano and bring it to market.

- A greater proportion of the labor required to build them is in the handwork involved in making custom refinements to individual instruments, often with fanatical attention to detail.
- Most are made in relatively small quantities by firms that have been in business for generations, often under the ownership of the same family. As a result, many have achieved almost legendary status, and are often purchased as much for their prestige value as for their performance.
- These are the instruments most likely to be called into service when the highest performance

level is required, particularly for classical music.

- Most performance-grade pianos are made in Europe or the United States.

Performance-grade pianos are divided here into three subcategories, based on our perception of their reputation in both the musical and technical spheres of the piano business. The first subcategory is reserved for a few brands whose prestige figures prominently in their value. Of course, this prestige is based in large part on their extremely high quality, but marketing success and historical accident also play important roles in the reputations of these and other high-end brands. Also, preferences among performance-grade pianos

in general are greatly dependent on musical taste in tone and touch. For these reasons, a number of brands in the second subcategory have as devoted a following as those in the first and, practically speaking, are probably just as good despite not having as much prestige associated with their names. The brands in the third subcategory are considered runners-up; however, most of these are also considerably less expensive, and may be a better value when the highest levels of quality or prestige are not needed.

### Consumer-Grade Pianos

Consumer-grade pianos are built to be sold at a particular price, and adjustments to (i.e., compromises in) materials, workmanship, and method and location of manufacture are made to meet that price. Most are mass-produced in Asia, with less in the way of custom refinement of individual instruments.

Consumer-grade pianos are subcategorized here mostly, but not entirely, by price. As mentioned earlier, in the current piano market, price is not a perfect indicator of technical or musical quality. However, price becomes a better indicator of quality when *quality* is understood to include all factors that consumers value—not only an instrument’s performance, but also the brand’s reputation and its track record for durability, reliability, warranty service, and resale value. This is especially relevant for consumer-grade pianos, where purchasers often are more interested in these other factors than in the instrument’s performance. It also means, however, that some brands may be rated a little higher or lower than they would be if rated on musical performance alone. In a few cases we’ve made small adjustments when we felt that considerations of price alone seriously under- or overvalued a brand.

As can be expected, upper-level consumer-grade pianos generally have premium components and better performance than lower-level instruments. The entry-level models are basic, no-frills pianos suitable for beginners and casual users, but which a conscientious student may outgrow in a few years. As piano quality in general improves, the distinctions between levels become more subtle and difficult to discern.

### Intermediate-Grade Pianos

As discussed earlier, globalization and the computerization of manufacturing have, to some extent, blurred the distinctions between performance- and consumer-grade pianos. Increasingly, makers of performance-grade instruments have been creating lower-cost brands by manufacturing instruments and components in countries with cheaper labor, while makers of consumer-grade pianos have been bringing to market higher-quality models by perfecting automation and sourcing parts worldwide. This has created difficulties in classifying brands by means of a two-grade system, both because some brands defy such classification, and because of the bottleneck that results from the attempt to rate too many brands relative to one another in a restricted space. To alleviate this problem, we’ve spun off a third type of piano, called Intermediate Grade.

Intermediate-grade pianos are of two types. One, here called Deluxe Consumer, consists of former consumer-grade brands that in recent years have become so advanced in their designs, materials, and manufacturing technologies that they now rival some performance-grade pianos in musicality, and are sometimes recommended as substitutes for them, often at considerably lower prices. The second type, here called European

Affiliated, consists of lesser product lines of companies, mostly European, that are principally known for their performance-grade models. Increasingly, instruments from this latter group are being partly made in China or Indonesia, then shipped to Europe for completion. Exactly how much of their manufacture is actually done in Europe—which, after all, is offered as a justification for their higher price—is sometimes a well-kept secret and the subject of much speculation. As the quality of pianos throughout the market rises and becomes more homogeneous, debate about these dual-origin models tends to seesaw between “What a rip-off for what’s basically a Chinese (or Indonesian) piano” and “What a great deal for an instrument that’s virtually the same as a high-end European one.” We’ll let you be the judge of which of these extremes is closer to the truth.

### STAFF PICKS

by *Piano Buyer* staff

Due to the highly subjective nature of piano ratings, in “A Map of the Market for New Pianos” (page 42), we purposely avoided making too many judgments about the quality of the various brands. Instead, we provided, as a frame of reference, a summary of the way pianos are presented in the marketplace by manufacturers and dealers. However, we feel we owe some *specific* recommendations to the many readers who have requested them, in part to simplify the buying process for shoppers who lack the time, ability, or interest to make their own discoveries. To emphasize the subjective nature of these recommendations, we provide them in this list rather than through the Map. This way, too, we don’t have to pass judgment on each and every brand and model.

<b>Brand/Model</b>	<b>Classics/ Perennial Favorites</b>	<b>Musical Standouts</b>	<b>Good Values</b>	<b>Price (\$)</b>	<b>Comments</b>
<b>ACOUSTIC PIANOS</b>					
Baldwin R1 (5' 8")	✓			31,300	Classics for decades, Baldwin Artist Grands are no longer being made, but some are still on dealers' showroom floors.
Baldwin L1 (6' 3")	✓			32,460	
Baldwin SF10E (7')	✓	✓		46,056	
Bechstein, C., Concert 8 (51.5")	✓	✓		70,600	One of the all-time great upright pianos.
Blüthner 2 (7' 8")	✓	✓		121,932	
Bösendorfer 200 (6' 7")	✓			121,998	A lovely and distinct chamber instrument.
Brodmann PE 187 (6' 2")		✓	✓	18,580	Design said to be based on that of a Steinway model A.
Cunningham Studio Grand (5' 4")		✓	✓	16,890	
Estonia L168 (5' 6")		✓	✓	36,433	Estonia grands are an excellent value among high-end pianos. The tone of the L190 has lyrical beauty and is without harshness.
Estonia L190 (6' 3")		✓	✓	43,453	
Förster, August, 190 (6' 4")		✓		67,718	
Grotrian Cabinet (6' 3")		✓		79,472	Uniquely diverse timbre. Subject of book <i>Grand Obsession</i> , by Perry Knize.
Hailun HU5-P (50")		✓	✓	7,736	A "total package"—balanced tone, responsive action.
Hailun HG178 (5' 10")		✓	✓	17,233	
Hardman, Peck & Co. R45F (45")			✓	4,790	Beautiful cabinet, well constructed.
Kawai K-3 (48")	✓		✓	8,790	
Kawai RX-2BLK (now GX-2BLK) (5' 11")	✓			33,190	A must-try for those shopping for a grand under 6' long.
Kawai, Shigeru, SK-6L (7')		✓		71,200	
Kayserburg KA-132 (52")		✓		15,590	Lovely, singing tone.
Knabe, Wm., WKV 131 (52")		✓	✓	10,700	
Mason & Hamlin A (5' 8")	✓			49,989	
Mason & Hamlin AA (6' 4")		✓		56,990	

(continued)

It's important to understand that in any artistic field, "expert" recommendations are only partially recognitions of inherent quality; in other ways, they are simply personal preferences. Thus, while you can probably count on pianos recommended by us to be "good" instruments, it doesn't follow from that that you will

necessarily like them as much as we do. Our recommendations also say virtually nothing about brands and models that are *not* on the list. Either we haven't had the opportunity to try them out (or, at least, not under favorable conditions), or they just didn't stand out to us as being really special—but that doesn't mean there's

anything wrong with them, or that you wouldn't want to take one home with you.

This list focuses on home- and studio-size instruments and does not include concert grands. A work in progress, it is by no means comprehensive, and will likely grow and evolve with future issues of *Piano Buyer*.



<i>Brand/Model</i>	<i>Classics/ Perennial Favorites</i>	<i>Musical Standouts</i>	<i>Good Values</i>	<i>Price (\$)</i>	<i>Comments</i>
<b>ACOUSTIC PIANOS</b> (continued)					
Mason & Hamlin BB (7')	✓	✓		64,454	Prodigious bass register sounds like that of a concert grand.
Pearl River EU122 (48")			✓	5,390	
Perzina GP-122 (48")		✓	✓	7,660	
Perzina GP-130A (51")		✓		9,990	A vertical piano that can hold its own against some far more expensive peers.
Petrol P 125 (49.25")		✓		24,626	
Pramberger PS-175 (5' 9")			✓	15,112	
Ritmüller UH-121R (48")		✓	✓	7,590	One of our favorite vertical pianos at this price.
Ritmüller GH-148R (4' 10")		✓	✓	11,190	Amazingly good performance for such a small piano.
Sauter 220 "Omega" (7' 3")		✓		118,980	An incredibly capable tool for any serious pianist—and for fun, take a look under the lid.
Schimmel K 132 (52")		✓		34,780	
Schimmel C 213 (7')		✓		60,480	
Schimmel K 219 (7' 2")		✓		80,800	A fantastic instrument.
Schulze Pollmann 126/P6 (50")		✓		26,395	Upright with equal parts aesthetic and tonal beauty.
Schumann (Welkin Sound) UM22TD (48")			✓	4,616	
Seiler ED-186 (6' 2")		✓	✓	29,590	Clear treble tone and good sustain.
Seiler, Johannes GS-160 (5' 3")		✓	✓	16,180	Pleasantly mellow with an elegant look.
Steinberg, Wilh., AC 188 (6' 2")		✓	✓	45,882	
Steingraeber & Söhne C212 (7')		✓		128,598	Remarkable tonal subtlety.
Steinway & Sons M (5' 7")	✓			63,100	
Steinway & Sons O (5' 10.5")	✓			71,100	
Steinway & Sons A (6' 2")	✓			81,800	

(continued)


**Classics/Perennial Favorites** are models with a long-standing reputation for performance and durability. They are generally top sellers from well-known manufacturers.

**Musical Standouts** represent pianos that play and sound great to us. Although the list understandably tends to favor larger instruments, we've also

included several smaller models that are noteworthy for having great sound for their size.

**Good Values** are pianos whose performance per dollar, in our opinion, is particularly attractive.

Vertical piano sizes are shown in inches, grand piano sizes in feet and inches. Prices shown for acoustic

pianos are the Suggested Maximum Prices (SMP) of the least expensive style and finish (significant discounts from these prices are likely—see page 205 for explanation). Prices shown for digitals and hybrids are the Estimated Prices of the least expensive finish (see page 269 for explanation). 

<b>Brand/Model</b>	<b>Classics/ Perennial Favorites</b>	<b>Musical Standouts</b>	<b>Good Values</b>	<b>Price (\$)</b>	<b>Comments</b>
--------------------	----------------------------------------------	------------------------------	------------------------	-----------------------	-----------------

### ACOUSTIC PIANOS (continued)

Steinway & Sons B (6' 10.5")	✓	✓		92,400	Very popular model in college and conservatory teaching studios, and the standard against which other high-end grands are measured.
Story & Clark H60 (5' 3")			✓	15,895	When you take into account all the technology it comes with (player piano and MIDI record), this piano is a great value.
Walter, Charles R., 1520/1500 (43"/45")	✓	✓		12,000	Proof that a 43" piano can be musical, and it's made in the U.S.A.
Weber W150 (4' 11")		✓	✓	11,580	Surprisingly musical and satisfying tone for such a short grand.
Weber W185 (6' 1")		✓	✓	16,980	Satisfyingly beautiful tone at a good price.
Yamaha U1 (48")	✓	✓		10,199	The standard against which every 48" vertical is inevitably compared.
Yamaha C3 (now C3X) (6' 1")	✓			46,798	A workhorse in countless teaching studios and institutional practice rooms.
Yamaha C5 (now C5X) (6' 7")		✓		51,798	
Yamaha C7 (now C7X) (7' 6")	✓			66,598	Very popular in recording studios; musically versatile in the hands of the right technician.
Yamaha Silent Piano b2SG2			✓	8,998	An affordable acoustic with the flexibility of a digital.

### DIGITALS & HYBRIDS

Casio Privia PX-55			✓	999	A professional instrument at a consumer price.
Kawai CN34			✓	2,399	A great feature package for the price.
Kawai CA95		✓		4,627	Its Soundboard Speaker System makes this model a cross between a digital and a hybrid.
Kawai VPC1		✓		1,849	Not a digital piano per se, but rather a dedicated controller keyboard for software (virtual) pianos, with Kawai's great RM3II action.
Kurzweil CUP-2		✓		4,299	An extremely compact contemporary design conceals a wealth of voices and features.
Roland HP504			✓	2,599	A way-above-average starter instrument with Ivory Feel keyboard.
Roland V-Piano Grand		✓		19,950	Enclosed in an elegant grand-piano cabinet, the V-Piano gives you the technology to design your own piano.
Yamaha Clavinova CVP-605		✓	✓	7,018	A price/performance sweet spot in ensemble digital pianos.
Yamaha Arius YDP-181	✓		✓	1,700	A direct descendant of the venerable YDP-223 from 2002. A perennial best-seller.
Yamaha AvantGrand N2/N3		✓		12,362 18,698	A game changer that redefined our expectations for the sound and feel of a non-acoustic piano.



# LIVING PIANOS

CLASSIC RESTORED PIANOS

SPECIALIZING IN USED, TOP TIER AMERICAN & EUROPEAN PIANOS  
CONCERT LEVEL PIANOS AT AFFORDABLE PRICES  
STEINWAY, MASON & HAMLIN, BOSENDORFER, BECHSTEIN & MORE!



FINANCING AVAILABLE

- FREE DELIVERY IN THE CONTINENTAL U.S.
- GLOBAL DELIVERY AVAILABLE
- TRADE-IN PIANOS ACCEPTED!

[LIVINGPIANOS.COM](http://LIVINGPIANOS.COM)

949-244-3729

*WE BUY & CONSIGN PIANOS*



[YouTube.com/LivingPianosVideos](http://YouTube.com/LivingPianosVideos)

FEATURING THE PIANO EXPERT **ROBERT ESTRIN**  
OVER 1 MILLION YOUTUBE VIEWS!

**I**t was my pleasure recently to tour Hollywood Piano Company, in Burbank, California, and to play four models of Baldwin piano on display there. Two of the models, introduced a few years ago, were very affordable uprights priced under \$10,000; the other two, released more recently, were mid-level grands priced under \$30,000. Having grown up practicing on a Baldwin upright—my first piano—and playing on a Baldwin grand in church while in high school, I was curious to see how the company's products had evolved since my earliest years of playing.

Beginning with the largest and most expensive, I sampled a 6' 3" BP190 grand, which had a truly marvelous dynamic range across the entire keyboard. The key dip felt a bit shallow, as I recall it did on many Baldwin pianos past, yet I can't remember ever sampling a Baldwin with so many tonal colors, or one so well suited to the full range of repertoire, from Bach and Chopin to Rachmaninoff and Joplin. I was very impressed by its ability to repeat notes fast and reliably, and by the clean cutoff of sound when keys were released. The pedal movement was a little shallow compared to that of a Steinway, for example, but easy to control. For volume control, the lid prop featured a mini-stick in addition to the standard half- and full-stick options—perfectly suited to accompanying singers and violinists who appreciate the richness and fullness of a grand but don't like it overly loud. The BP190 had a wonderfully orchestral sonority, and was much less percussive than the Japanese pianos I'm accustomed to playing in schools. As it could easily be mistaken for a 7' grand, it would be a fine piano for a church or small concert hall, but would also be well suited for a high-class living room, studio, classroom, or choral room. The sample I played, situated in Hollywood's performance space, was finished in high-gloss ebony, and was as beautiful to look at as it was to play. It would be an excellent choice for use in a full-length recital.

Baldwin's 5' 10" BP178 grand was very close in quality to the BP190, and, like that model, is a great fit for pianists of all levels. It very much reminded me of the 5' 7" Steinway M in my home, and could easily be mistaken for a 6' or larger piano. The sample I played, finished in high-gloss ebony, had definite class and sophistication.

The bass had an unexpected power, richness, and depth, making the Brahms Opp. 118 and 119 very satisfying to play. The upper register had a wonderful natural brightness without being too percussive; its clear, clean sound made it a wonderful choice for the Chopin A-minor Étude, Op.10 No.2. I found the action light, nimble, and easy to control, with excellent repetition. As such, it would be a fabulous pick for anyone who likes to practice



Chopin études without difficulty or strain. I played the F-Major Étude, Op.10 No.8, and the piece had never felt easier to play. In addition to the Chopin, I especially enjoyed the sounds of Gershwin, Mozart, and Prokofiev on this instrument, and bringing out different voices was effortless when playing Bach. Of the four pianos I sampled that day, the BP178's pedal had the greatest depth of travel, and changed the tonal color the most dramatically. The BP178 would be a great instrument for teaching, and reminds me of the best comparably sized Kawai I have played. I would highly recommend it in the mid-priced grand category.

For those shopping for a superior vertical piano, Baldwin has done some very creative things to make the vertical not seem like one. When I sampled the 52" B252 upright, I was surprised how much it had in common with the grands. Easy to play, it also had excellent dynamic range, color, and sensitivity—due, I suspect, to the longer strings that its greater height makes possible. I was especially excited about its lyricism as I played a Chopin nocturne, and its tonal colors in Debussy's *Clair de Lune*. Given the inherent limitations of a vertical piano action, the rapidly repeated notes in Gershwin's *Rhapsody in Blue* were admittedly tricky, but certainly possible when the tempo was kept under control. I loved its sound in Beethoven's "Moonlight" Sonata, finding it equally favorable in both loud and soft dynamic ranges. The bass notes tended to ring a bit after being forcefully played staccato; however, with additional regulation, I predict that this issue could be easily solved. As one who frequently rehearses on upright pianos in schools, I would gladly take the B252 in trade for the pianos of other makes I often have to play. This sample, in satin black, looked very classy; the B252 should be ideal for home use, individual practice, or ensemble rehearsal in the studio.

Baldwin also offers the B243, a 47" institutional studio upright that, at less than \$7,000, is very affordable, and that handled sophisticated repertoire much better than one would expect from an upright. I felt I could "dig in" with the keys more on this piano than on the other models I played; however, it didn't produce as wide a dynamic range of sound. The walnut-finished sample I tried handled technical pieces better than lyrical ones, as its action would not allow for as nuanced a touch as the other models. For example, I found the B243 very satisfying for works such as Liszt's Piano Concerto No.1, with its third movement's light yet difficult-to-control fingertip-intensive passages in fast 16th notes; while less successful in a coloristic piece such as Ravel's *Jeux d'eau*. It also tended to ring a bit after the pedal was released, but I was assured that this could be improved with additional

## BALDWIN MODELS REVIEWED

Prices for models in ebony finish

Model	Size	MSRP	SMP*
BP190	6' 3"	\$ 38,385.00	\$ 24,990.00
BP178	5' 10"	\$ 30,385.00	\$ 20,990.00
B252	47"	\$ 11,495.00	\$ 8,190.00
B243	43"	\$ 9,265.00	\$ 6,790.00

\*Suggested Maximum Price. Most sales take place at a modest discount to this price. See page 205 for more information.

regulation. The B243's action, though not at the level of a top-tier grand, had impressive repetition for an upright, and I was surprised, given the piano's deeper key dip, how easily I could play both the repeating and glissando passages in Ravel's extremely demanding *Alborada del Gracioso*, something I normally would be afraid to attempt on an upright. This would be an ideal practice piano for the home or studio, and an excellent buy for schools.

All in all, my trip to Hollywood Piano Company encouraged me as to the evolution of the Baldwin brand. My experiences with Baldwin two decades ago were that the company produced pianos musically inferior to those from Boston, Kawai, and Yamaha; this latest experience demonstrated that Baldwin instruments currently compare very favorably to those brands. The Baldwins also tend to be well priced; these pianos are excellent buys. I can hardly wait to play Baldwin's larger grands as they become available—I'm fascinated to see how the company's changes have influenced their highest-end pianos. If they're anything like the BP190 and BP178, I'm sure to be most satisfied. 🎹

Dr. James Lent is Lecturer in Collaborative Piano at UCLA's Herb Albert School of Music. He can be reached at [drjameslent@yahoo.com](mailto:drjameslent@yahoo.com).

The most extraordinary museum you'll ever hear!

4725 E. Mayo Boulevard  
Phoenix, AZ 85050

<http://mim.org>

**MIM**  
MUSICAL INSTRUMENT MUSEUM

# Manufacturing

***“Sharp tools make good work. Parsons’ art of piano making is based on sophisticated equipment and the refinement of production methods.”***

Although Parsons Music Group had a strong retail network featuring brands from around the world, it had always been the desire of the company’s president, Terence Ng, to do something more: to build a piano he could be proud of, and that would stand on its own. More important, he wanted to perfect piano manufacturing. Of course, making an 88-key instrument is easier said than done. Parsons began to turn Ng’s dream into reality in 1997 by seeking cooperation with factories in mainland China, but initially met with failure. Two years later, however, Parsons finally had a breakthrough, and successfully established a piano factory in Yichang, a city in Hubei Province, in central China. This was only the beginning of Parsons’ manufacturing business; over the next ten years, the company completed construction of a series of vertically integrated production facilities for pianos.

TRANS-PAC (Yantai) Timber Co.



## ***Wood Processing for Pianos in Yantai***

TRANS-PAC (Yantai) Timber Co., Ltd. was jointly established by Parsons Music Corporation and TRANS-PAC Group. With its own timberlands, TRANS-PAC Group is entirely vertically integrated, from planting and harvesting to manufacturing, marketing, and shipping. The TRANS-PAC (Yantai) facility occupies over 133,333 sq. meters, and is mainly responsible for wood importing, log processing, and marketing for wooden piano accessories. TRANS-PAC is now the world’s largest supplier of Alaskan Dragon Spruce logs. Parsons reserves the best logs for the production of pianos and guitars in its own factories.

## ***Iron-Plate Casting for Pianos in Yichang, Hubei Province***

To ensure the quality of the iron plates for all of its pianos, Parsons built a modern iron-plate factory. Located 70 km from Yichang, the factory is capable of manufacturing 100,000 cast-iron piano plates each year.



Iron-Plate Casting Factory



## ***Piano Component Factory in Yichang, Hubei Province***

Located in the military area of Yichang, this factory specifically produces piano components such as hammers, actions, and keyboards. Having inherited, in its music schools and retail stores, the benefits of professional-quality products from Germany and Japan, Parsons likewise adopted international standards in choosing the best materials and most sophisticated equipment for manufacturing for, and exporting piano components to, renowned musical-instrument makers in China, Germany, Indonesia, Japan, Korea, and other countries.

# at Parsons Music

## **Piano Manufacturing**

The strict quality standards and high efficiency of Parsons' immense retail network created a strong need for a Parsons house brand. At that point, many piano makers approached Parsons, including companies in Austria, Germany, Great Britain, Japan, Korea, and the United States. They chose Parsons to ensure that their brands would be made according to international manufacturing standards. Parsons subsequently acquired or created strategic alliances with such brands as Kawai, Pianoforce, Wilh. Steinberg, and TRANS-PAC (Yantai) Timber Co.



Wilh. Steinberg Piano Factory in Germany



The Upright Piano Factory in Yichang has an annual capacity of 100,000 instruments.



The Grand Piano Factory in Yichang has an annual capacity of 8,000 grands and 8,000 high-end uprights.



If the period from 2000 to 2008 is seen as the development stage for Parsons Music Group's piano production, the years since then can be regarded as a resource-consolidation stage that has allowed the company to develop into a true "music kingdom." Parsons has enhanced its shop-management system, optimized the standardization of its management in mainland China and Hong Kong, and expanded its wholesale and export business worldwide, including to Asia, Australia, Europe, and the United States.

At this time, Parsons Music Group owns eight subsidiary brands, and has eight vertically integrated plants: six devoted to piano production, one to digital pianos, and one to guitars.



Parsons Music Group's professional Research & Development team comprises the brightest minds in musical-instrument design. With the aid of high technology, a scientific production process, and first-class machinery—the bases of excellence in traditional craft throughout the entire vertically integrated production process—every piano Parsons produces is made to more fully accomplish the company's mission of making pianos that are "world-class and China's best."



For a generation of pianists, piano buyers, technicians, and retailers, the mid-level grand pianos made by Kawai and Yamaha have achieved benchmark status among mass-produced instruments. These pianos have historically offered levels of quality, performance, and value that less-well-established or cheaper brands have aspired to match, and are often purchased as less-expensive substitutes for instruments costing twice as much.

In the past two years, these model lines have been revised: Kawai's RX-BLAK series is now called GX-BLAK, and Yamaha's C models have been replaced by the CX line. With the assistance of both companies, I had a chance to do side-by-side comparisons between a couple of the new models and their immediate predecessors. How have their tone, touch, and/or appearance changed? Can the changes be described as evolutionary or revolutionary? My observations follow.

### ***Kawai GX-2 vs. RX-2***

Unveiled at the National Association of Music Merchants (NAMM) 2013 trade show, Kawai's GX series of grand pianos evolved from the company's venerable RX series. At NAMM, *Piano Buyer* staff members had a chance to speak with Kawai's technical and marketing representatives about the instruments, and briefly tried each new model.

Long an unabashed proponent of the use, in piano actions, of plastic and composite materials as alternatives to wood, Kawai has a history of frequently updating its acoustic piano models. Those familiar with past Kawai grand models will recall the introduction, in 1996, of the RX series with its Ultra Responsive action made of ABS Styran, updated in 2004 with the carbon-fiber-reinforced Millennium III action; and, in 2010, the introduction of a resin-reinforced hammer shank in the RX-BLAK series action. Other Kawai grand series include the entry-level GM models, the cost-efficient and slightly larger GE pianos, and the limited-production, high-end Shigeru Kawai series.

Although, as of this writing, new RX-BLAK instruments can still be found in some dealer inventories, the GX-BLAK series pianos have begun to appear, and will ultimately replace the RX models. The GX models have

*continued on page 55*

### ***Yamaha C7X vs. C7***

Released in 2012, Yamaha's CX series of grand piano models replaces the established C series, formerly known as the Conservatory Collection. Over the past five decades, the C-series pianos have earned an almost legendary reputation for consistency, durability, and value, and can be found in frequent use in institutions, homes, and even concert halls. Like the C models, the CX instruments are made in Japan, and are priced and positioned between the lower-cost, basic GB and GC lines and the premium, hand-built CF series.

Refinements in the CX series include materials trickled down from Yamaha's flagship CFX concert grand, an instrument that underwent nearly two decades of design and development before being launched in 2010. Throughout the CX series, hammer felt is identical in quality to that of the CFX, while the 6' 1" C3X and larger models also benefit from the same method of soundboard-bridge-rim assembly as the CFX. In its description of the new models, Yamaha also points to a strengthened back frame, changes in cabinet appearance, higher-quality music wire, and a slow-close fallboard and a lid-prop stopper. (Re: the last two features, the piano industry seems obsessed with finger-pinching accidents, which, in 33 years of playing, I've yet to experience.)

*continued on page 56*



## *Kawai GX-2 vs. RX-2 continued*

longer keys than the equivalent RX pianos, which Kawai says provides better touch control, similar to that of a larger piano, and lengthens some GX models by about an inch. The GX pinblock is fitted to the plate, overlapped by the stretcher, and anchored to the rim of the piano for greater tuning stability and rigidity. Soundboard tapering and string scaling have been changed slightly. Kawai also notes for the GX an updated rim construction, called *Konsei Katagi*, of alternating layers of small- and large-pore hardwoods: one for power and projection, the other for warmth. The finishes, materials, and quality control are otherwise identical.

While I was visiting the Boston area, Kawai provided me the opportunity to try—at Piano Mill, a dealer in Rockland, Massachusetts—old and new versions of one model in this series: the 5' 10" RX-2 BLAK (a *Piano Buyer* “Staff Pick”) and the 5' 11" GX-2 BLAK.

From this player's perspective, these instruments have very similar tonal characteristics: good clarity of the low bass for the size, a relatively smooth transition from copper-wound bass strings to plain-wire tenor strings (often a weakness in smaller pianos), and a treble tone without harsh attack sound unless pushed to the absolute dynamic limit. The treble section exhibits an adequate amount of sustain, a slight sense of warmth that's missing from the sound of many other Asian pianos, and a dynamic range obviously intended for rooms of small to moderate size. Even so-called “mass-produced” pianos are never identical to a discerning ear, and the RX-2 I tested had a more focused sound than the slightly woollier-sounding GX-2 nearby, though the tonal resemblance of the two instruments was otherwise unmistakable. Both pianos were finished in polished ebony, and shared the same adjustable music-desk design with

aluminum reinforcement and a hard finish that seem to hold up well in real-world use.

Not surprisingly, given the increase in key length, it's the performance of its action that distinguishes the new GX-2 from the RX-2. The differences in responsiveness and touch control are subtle; I'll try to describe them using a familiar piece of repertoire. Haydn's Piano Sonata in G major, Hob. XVI:6, a favorite early Classical work of my former teacher that I learned at the start of my doctoral studies many years ago, has never left my fingers. Ebullient and light in style, and littered with decorations, it requires great dexterity at the fingertip level and little use of arm weight. In terms of interpretation, the sonata seems to beg for additional ornamentation at the performer's whim with each successive section repeat or *da capo*, and even a short cadenza or two placed after dramatic fermatas in the slow movement. The very sparsely notated second movement, a minuet and trio, easily incites in me a level of florid ornamentation that borders the fringes of good stylistic taste and drives my technique and the capabilities of the piano to the limits of control and intelligibility. In short, this sonata is perfect for this comparison.



The keys of the GX-BLAK models are about one inch longer than those of their predecessors, the RX-BLAKs. Both use Kawai's carbon-fiber-reinforced Millennium III action.

Setting the keys into motion—for example, when carefully balancing the left-hand chords of the slow movement—required a subtly more deliberate effort on the RX-2 than on the GX-2. In actual playing, I found that very fast passages tended to “speak” a little more readily on the GX-2. For example, the RX-2 would repeat and reproduce fast passages with a high degree of competence, but in the ornamented second movement, and in the terrifically rapid finale, I found myself analyzing my posture and hand shape to reliably reproduce notes in passages that demanded the most finger dexterity—not so with the GX-2. Kawai notes that a very subtle difference provided by the longer keys of the *continued on page 57*



The redesigned arms, legs, and pedal lyres of the CX models have a sleeker, more modern look.

Yamaha provided both a C7X and a C7 from its concert reserve at Yamaha Artist Services in New York City, for a side-by-side comparison in the Piano Salon—a small, multipurpose performance space housing some dozen concert grands. Although the C7 was not new, it had been beautifully maintained (tuned, voiced, and regulated) by their concert technicians, and played as well as any C7 I've tried. Formidably long at 7' 6" (admittedly, larger than the instruments we typically review in *Piano Buyer*), the outgoing C7 model sees frequent use in recording studios, churches, and concert halls. I wanted to see—away from trade-show noise and sales hype—what Yamaha was really after with the new CX series: an evolutionary step, or a complete departure from the tonal characteristics, both positive and negative, that are attributed to the C series and to Yamaha pianos in general.

The exterior of the new CX models has many subtle design touches that modernize the grand piano's traditional appearance. Particularly noteworthy are the piano's arms, which have a more expressive, sculpted shape. The lyre on the new model has a clean, modern look, and the legs are straight, without a flare at the bottom. Also, the shape of the music desk has been simplified in an elegant way that matches the rest of the case.

A look under the lid of the C7X at the plate, strings, bridges, and tuning pins revealed no changes from the C7 obvious to the naked eye. From my seat at the keyboard, however, I could see that the pronounced curve at the front of the C-series sharp keys (something I found a

little unusual on later C-series pianos) has given way in the CX models to the more typical slight taper, and I was told that the sharps were now made of real ebony. The white keys of both the new and old models are made of Yamaha's synthetic Ivorite. This material is less slippery under the fingers than other plastics, and provides the more matte look of ivory keys.

While it had always been my experience that Yamaha pianos possessed a clean sound quality with a clear attack, the company appears to have been voicing its pianos less brightly in recent years, a point also made by Rhonda Ringering in her review of the 48" U1 vertical (*Piano Buyer*, Spring 2013). That was certainly what I heard from the C7 at Yamaha Artist Services, which I played first. This piano had been voiced to have a surprisingly warm midsection tone. Although the attack sound was still clearly defined, this expertly voiced sample didn't begin to sound edgy until I really pushed the volume to *fortissimo*, or attacked the keys rapidly with my fingers. Chick Corea's delightful set of 20 *Children's Songs*—pieces I occasionally program in solo recitals to clear the air between denser or longer works of the traditional classical literature—were a delight to play on the C7. Re-creating Corea's senses of articulation, inflection, and atmosphere was effortless in *Children's Song No.4*; and the piano's low-bass section was chest-thumpingly visceral in No.12. The C7 also had a sustain long enough to play long phrases and slow tempi in the

*continued on page 57*

### *Kawai GX-2 vs. RX-2 continued*

GX-2 is greater leverage—and, by association, control—when playing the shorter black keys, or when striking the keys farther in toward the fallboard, something pianists often must do.

With the new GX-BLAK series, Kawai has subtly upgraded one of the most popular series of mid-level grand

### *Yamaha C7X vs. C7 continued*


more contemplative Nos. 17 and 19, while the action was controllable enough to allow me to pull out inner voices from the texture whenever I wished. The characteristically clean sound quality was still present in sustained treble notes, though it's worth noting that some pianists find this sound a bit sterile and lacking in complexity, one of the stereotypes of Yamaha pianos in general.

This brings us to the new Yamaha C7X, which I played next. Immediately noticeable was a less percussive attack sound at all dynamic levels. The combination of chords and melody in the opening themes of Schubert's iconic Sonata in B-flat Major, D.960, had a lovely *legato* quality. Though both the old and new models had a decent amount of sustain, the C7X distinguished itself from the C7 in having what piano technicians often call "bloom": after the key was struck, the tone ripened instead of simply dying away. This aspect of the C7X, and its more delicate attack sound, combined to make an instrument that seemed at once more colorful, more intimate, and better suited to the romantic repertoire than the typical C7. Chopin's introspective Polonaise-Fantasia, Op.61, was a surprisingly rewarding experience on this instrument. That's not to say that the mild-mannered C7X is incapable of a wide dynamic range—when pushed, it can create an interesting after-ring—but it differs from the

pianos. The GX-BLAK action merges the company's penchant for high-technology materials with easy playability that will please both novice and professional pianists; these qualities, combined with the pleasant tonal attributes and modest size of the RX-2, make the evolved GX-2 a worthy successor and a *Piano Buyer* "Staff Pick."

C7 in that brightness and explosive dynamics aren't the first things that come to mind when playing one.

Taking a moment to stretch my legs and walk around the facility, I met Yamaha's chief concert technician, Hiro Mizutani, who invited me to try the flagship CFX 9' concert grand on the stage. As this would be only my second experience of playing this model, I happily accepted his invitation and enjoyed the CFX's marvelous evenness of tone. After a few minutes, I made a beeline back to the 7' 6" C7X. The more colorful sounds of these newer Yamaha models were surprisingly similar, especially considering that the CFX costs twice as much as the C7X; still, the C7X lacked the buttery-smooth perfection of the CFX's ideally regulated action.

As my time in the Piano Salon drew to a close, I reflected in a more general way on the changes Yamaha has incorporated into its CX series. The C7X has acquired many of the positive attributes usually associated with more expensive American and European pianos. Elements of the tone have certainly undergone a transformation and matured, while the exterior design of the piano shows a subtle inventiveness. Instantly audible in a side-by-side comparison of the C7X with its predecessor model, these timbral changes could be considered a revolutionary departure from the brand's historical norms. 

## **PIANO ART**

### **The Steinway *Vines of Morning Glory***

*Designed by Silas Kopf*

*Vines of Morning Glory illustrates masterful marquetry in seven immaculate panels that surround the case with charming morning-glory blooms. Each panel contains pictures of morning-glory vines with very large white blooms on a background of laurel burl bordered with ebony inlay. The backdrop to these images is a very rich walnut burl wood, trimmed with a holly inlay that reflects the white of the keys. The split legs create organic, V-shaped silhouettes that emulate the arching vines and tie together this charming design.*





(This article is adapted from Chapter 5, “Buying a Used Piano,” of *The Piano Book*, Fourth Edition, by Larry Fine. Steve Brady updated the depreciation schedule and used-piano pricing information. Before reading this article, be sure to read “*Piano Buying Basics*”—especially the section “New or Used?”—elsewhere in this publication.)

## WHAT TO BUY: A Historical Overview

### 1700–1880

The piano was invented about 1700 by Bartolomeo Cristofori, a harpsichord maker in Padua, Italy. Cristofori replaced the plucking-quill action of the harpsichord, which can pluck only with unvarying force and hence unvarying volume of sound, with a newly designed striking-hammer action, whose force could be precisely controlled by the player. Thus was born the *gravicembalo col piano e forte* (keyboard instrument with soft and loud). This name was later shortened to *pianoforte*, then *fortepiano*, and finally just *piano*. In the 1700s the new instrument, made mostly by craftsmen in their shops, spread quietly through upper-class Europe. A number of different forms of piano action and structure were invented, such as the Viennese action, the English action, the square piano, and so on. Replicas of early



Cristofori Piano, circa 1720

fortepianos are popular among certain musicians who prefer to play the music of that period on the original instruments for which that music was written.

In the 1800s the piano spread more quickly through the middle classes, and across the ocean to North America. Riding along with the Industrial Revolution, piano-making evolved from a craft into an industry. Many important changes took place during the 19th century: The upright piano was invented; the modern grand piano action was invented, incorporating the best aspects of the previous rival actions; the cast-iron plate was invented, vastly strengthening the structure and allowing the strings to be stretched at a higher tension, thus increasing the power and volume of sound; the range of the instrument was extended from about five octaves to the present seven-plus octaves; and, toward the end of the century, the square piano died out, leaving just grands of various sizes and the full-size upright. By 1880, most of these changes were in place; the pianos made today are not very different from those of a hundred or more years ago.

In your search for a piano, you're unlikely to run across instruments made before 1880, with two exceptions. The square piano, or square grand, as it is sometimes called, looks like a rectangular box on legs (see illustration), and was very

popular as a home piano during the 19th century. Its ornate Victorian case makes very pretty furniture—but it also makes a terrible musical instrument for 21st-century playing and practicing. Tuning, servicing, and repair are difficult and expensive, very few piano technicians know how to do it, and parts are hard to come by. Even at their best, these instruments are unsuitable to practice on, even for beginners.

Another piano to avoid is a type of upright made primarily in Europe from the middle to the end of the 19th century. The dampers on these piano are positioned *above* the hammers and actuated by wires in *front* of the action—the reverse of a modern-day upright. This over-damper system has been nicknamed the “birdcage action” because the damper wires form an enclosure that resembles a bird cage. Besides being very difficult to tune and service through the “bird cage,” these pianos are usually so worn out that they won't hold a tuning longer than about ten seconds, and their actions work erratically at best. Many of these pianos were cheaply made to begin with, but they often have ornate cabinets and fancy features,



Square Grand, 19th Century



# LINDEBLAD

PIANO RESTORATION



“ I had been waiting to make this purchase for many years, and so when it came to it, they were very willing to work with me and make it easy. ”

Michael Bunchman, Concert Pianist & Instructor. Bought a 1928 Steinway Model L.

“ I’m very spoiled, I’m very lucky and I’m very appreciative to the Lindeblads for delivering to me the piano of my dreams. ”

Sheryll Vanderhooft. Bought a 1932 Mason & Hamlin Grand AA.



“ The Lindeblads were very careful to listen to what I was looking for and actually make adjustments on the piano. ”

Ron Meador. Bought a 1927 Steinway Model L.

“ ‘Do it once. Do it right.’ That’s what Paul was saying. ‘We’ll work with your budget.’ And that’s exactly what he did. It was great. ”

Anthony Dibenedetto. Restored a 1927 Steinway Model M.



“ Paul just had a great deal where you can pay half, he’ll work on it, and you can see if you like it. It just worked perfectly. ”

Ruth Pasquariello, Piano Teacher. Bought a 1927 Knabe Grand.

## Winning Our Customers’ Trust Since 1920.

Don’t take it from us. Our pianos and our customers speak for themselves. You can see more of both at [www.lindebladpiano.com](http://www.lindebladpiano.com). (888) 587-4266

Nationwide Service • Piano Restoration • Piano Sales • Steinway Specialist

*Some of the well-regarded piano brand names of the 1900–1930 period, in alphabetical order.*

Apollo	Jewett
Baldwin	Kimball
Bechstein	Wm. Knabe
Blüthner	Krakauer
Bösendorfer	Lester
A.B. Chase	Mason & Hamlin
Chickering	McPhail
Emerson	Henry F. Miller
Everett	Packard
Haines Bros.	Sohmer
Hallet & Davis	Steinert
Hamilton	Steinway & Sons
Heintzman	Chas. Stieff
Hume	Vose & Sons
Ibach	Weber
Ivers & Pond	Wing

such as candlestick holders, that make them attractive to antique collectors.

Although most pianos you'll come across made prior to 1880 will have little practical or financial value, the few that have historical value are best left to specialists and collectors who can properly conserve them.

### **1880–1900**

The years from 1880 to about 1900 were a transition period, as some old styles were slow to fade. But some pianos from this period may be suitable for you. A piano with only 85 instead of 88 notes may be perfectly satisfactory if you don't anticipate ever needing the highest three notes. The resale value of such a piano may be slightly lower than its modern equivalent, but so should be the price you pay for it. A piano with an old-style cast-iron plate that, while extending the full length of the piano, leaves the pinblock exposed to view is, for all practical purposes, just as structurally sound as one in which the plate covers the pinblock.

Avoid, however, the so-called "three-quarter-plate" piano, in which the plate ends just short of the pinblock. These pianos have a high rate of structural failure. Pianos with actions that are only very slight variations on modern actions are fine as long as the parts are not obsolete and absolutely unobtainable.

Most pianos this old will need a considerable amount of repair and restoration to be fully usable, so the best candidates from this period will be those instruments that justify the expense involved, such as Steinway, Mason & Hamlin, Bechstein, and Blüthner grands, or, in rare instances, a more ordinary brand that has been exceptionally well preserved. With occasional exceptions, the vast majority of uprights and cheaper grands that survive from this period are not worth repairing, unless for historical or sentimental reasons.

### **1900–1930**

The period from about 1900 to 1930 was the heyday of piano manufacturing in America. The piano held an important place in the national economy and as a symbol of culture and social status. Hundreds



An old-fashioned, pneumatically driven player piano with punched-paper music roll and pumping pedals

of small firms turned out millions of pianos during this time; in fact, far more pianos were made annually then than are made today. If you're shopping for a used full-size upright or a grand, some of the pianos you'll see will probably be from this period. Smaller pianos weren't introduced until later. Although some well-preserved instruments from this period may be usable as is, most will need rebuilding, or at least reconditioning.

Those in the market for a used piano often ask for recommendations of specific brands from this period. This is a problem, because the present condition of the piano, the kind of use you'll be giving it, and the cost of the piano and repairs are far more important factors than the brand when considering the purchase of an old piano. Even a piano of the best brand, if poorly maintained or badly repaired, can be an unwise purchase. Time and wear are great levelers, and a piano of only average quality that has not been used much may be a much better buy. Nevertheless, since that answer never satisfies anyone, I offer a list (see box) of some of the brand names of the period that were most highly regarded. Please note that this list, which is by no means complete—or universally agreed on—applies only to pianos made before about 1930, since in many cases the same names were later applied to entirely different, usually lower, quality standards.

During this period, a large percentage of the pianos made were outfitted with pneumatically driven player-piano systems. When these mechanisms eventually fell into disrepair, they were often removed. Although there is still a small group of technicians and hobbyists dedicated to restoring these fascinating relics of the past, in most cases it is not economically practical to do so except for historical or sentimental reasons.



Nationally recognized for our restoration of:

- Steinway and Mason & Hamlin

Philadelphia's home for:

- Bösendorfer
- Mason & Hamlin
- ESTONIA
- Charles Walter
- The *New* Cunningham Piano

# Cunningham Piano Company

Philadelphia's Oldest and Most Respected Piano Company Since 1891

## THE NORTHEAST'S PREMIERE PIANO RESTORATION FACILITY

Our mission is to have the most varied, high quality piano inventory available anywhere. To accomplish this, we strive to have the most comprehensive piano restoration facility in the United States and to select the best new pianos from around the world.


We take pride in our place in Philadelphia history and make customer satisfaction the responsibility of each of our employees. We market our products and services at a fair price and believe that we have succeeded only when our customer's expectations have been exceeded.

Cunningham Piano Company

Philadelphia, PA

(800) 394-1117

[www.cunninghampiano.com](http://www.cunninghampiano.com)



## GRAY-MARKET PIANOS

If you're looking for a piano made within the last few decades, there is usually a plentiful supply of used Yamaha and Kawai pianos originally made for the Japanese market. However, there has been some controversy about them. Sometimes called "gray-market" pianos, these instruments were originally sold to families and schools in Japan, and some years later were discarded in favor of new pianos. There being little market for these used pianos in Japan—the Japanese are said to have a cultural bias against buying any used goods—enterprising businesspeople buy them up, restore them to varying degrees, and export them to the U.S. and other countries, where they are sold by dealers of used pianos at a fraction of the price of a new Yamaha or Kawai. Used Korean pianos are available under similar circumstances. (Note: The term "gray market" is used somewhat erroneously to describe these pianos. They are used instruments, not new, and there is nothing illegal about buying and selling them.)

Yamaha has taken a public stand warning against the purchase of a used Yamaha piano made for the Japanese market. When Yamaha first began exporting pianos to the United States, the company found that some pianos sent to areas of the U.S. with very dry indoor climates, such as parts of the desert Southwest and places that were bitterly cold in the winter, would develop problems in a short period of time: tuning pins would become loose, soundboards and bridges would crack, and glue joints would come apart. To protect against this happening, Yamaha began to season the wood for destination: a low moisture content for pianos bound for the U.S., which has the greatest extremes of dryness; a higher moisture content for Europe; and the highest moisture content for Japan, which is relatively humid. The gray-market pianos, Yamaha says, having been seasoned for the relatively humid Japanese climate,

will not stand up to our dryness. The company claims to have received many calls from dissatisfied owners of these pianos, but cannot help them because the warranty, in addition to having expired, is effective only in the country in which the piano was originally sold when new.

My own research has led me to believe that while there is some basis for Yamaha's concerns, their warnings are exaggerated. There probably is a little greater chance, statistically, that these pianos will develop problems in conditions of extreme dryness than will Yamahas seasoned for and sold in the U.S. However, thousands of gray-market pianos have been sold by hundreds of dealers throughout the country, in all types of climates, for many years, and I haven't found evidence of anything close to an epidemic of problems with them. In mild and moderate climates, reported problems are rare. There are, however, some precautions that should be taken.

These pianos are available to dealers in a wide variety of ages and conditions. The better dealers will sell only those in good condition made since about the mid-1980s. In some cases, the dealers or their suppliers will recondition or partially rebuild the pianos before offering them for sale. Make sure to get a warranty that runs for at least five years, as any problems will usually show up within that period if they are going to show up at all. Finally, be sure to use some kind of humidity-control system in situations of unusual dryness. Remember that air-conditioning, as well as heating, can cause indoor dryness.

It's not always possible to determine visually whether a particular instrument was made for the U.S. or the Japanese market, as some original differences may have been altered by the supplier. The dealer may know, and Yamaha has a utility on its website ([www.yamaha.com/pianoserials/index.asp](http://www.yamaha.com/pianoserials/index.asp)) that will look up the origin of a particular Yamaha piano by serial number.

### 1930–1960

The rise of radio and talking pictures in the 1920s competed with pianos for the public's attention and weakened the piano industry, and the Great Depression decimated it. During the Depression, many piano makers, both good and bad, went bankrupt, and their names were bought up by the surviving companies. Sometimes the defunct company's designs continued to be used, but often only the name lived on. Still, piano making in the 1930s, though reduced in quantity from earlier years, was in most cases of a similar quality.

To revive the depressed piano market in the mid-1930s, piano makers came up with a new idea: the small piano. Despite the fact that small pianos, both vertical and grand, are musically inferior to larger ones, the public decided that spinets, consoles, and small grands were preferable because they looked better in the smaller homes and apartments of the day. There has always been a furniture aspect to the piano, but the degree to which piano makers catered to that aspect from the mid-'30s onward marked a revolution in piano marketing.

During World War II, many piano factories were commandeered to make airplane wings and other wartime products, and what piano making there was fell somewhat in quality because of a lack of good raw materials and skilled labor. Things changed for the better in the post-war period, and you'll sometimes find used pianos from this period, still in reasonably good condition or needing some reconditioning, from such brands as Steinway, Baldwin, Mason & Hamlin, Sohmer, Everett, Knabe, and Wurlitzer.

### 1960–Present

In the 1960s, the Japanese began exporting pianos to the U.S. in large numbers. Although at first they had



some difficulty building pianos to the demands of our climate, by the mid- to late-'60s their quality was so high and their prices so low that they threatened to put all U.S. makers out of business. In response, most of the mid-priced American makers cheapened their product to compete. As a result, the 20 years from about 1965 to 1985 are considered, from a quality standpoint, to be a low point in U.S. piano manufacturing. In any case, the Americans were unable to compete. The international takeover of the U.S. piano market accelerated in the 1980s as the Koreans began to export here, and by 1985 all but a few U.S. piano makers had gone out of business. As in an earlier period, some of their brand names were purchased and later used by others.

Please see the article “**The New-Piano Market Today**” for more information on the post-1960 period.

A used piano made within the past few decades can often be a very good deal, as these instruments may still show very few signs of age and wear, but with a price far below that of a new piano. The most recently made used pianos may even come with a warranty that is still in effect. Also, the influx of new, low-priced, Chinese- and Indonesian-made pianos has driven down the price of used pianos, in some cases rather substantially, as the imports offer the opportunity to buy a new piano for a price only a little higher than a decent used one previously commanded. If you're considering a piano from this period, you may wish to read applicable articles in this publication about new pianos, as well as current and past editions of *The Piano Book*. See also the accompanying article about so-called gray-market pianos.

Though in each decade both good and bad pianos have been produced, and each piano must be judged on its own merits, this brief historical overview may give you some idea of what to expect to see as you shop for a used piano. You can determine the age of a piano by finding its serial number (*The Piano Book* tells how) and looking it up in the *Pierce Piano Atlas* ([www.piercepianoatlas.com](http://www.piercepianoatlas.com)), or perhaps by asking a piano dealer or technician to look it up for you.

### How to Find a Used Piano

Finding a used piano essentially involves networking, a concept very much in vogue these days. Some networking can be done by computer, and some with old-fashioned phone calls and shoe leather. Here are some of your options—you may be able to think of others.



TouchRail™ by PitchLock

# TouchRail®

The affordable solution for heavy touch in grand pianos.

Ask your piano technician about this remarkable new product.  
To review our growing testimonial list  
visit [TouchRail.com](http://TouchRail.com)

■ **Contact piano technicians, rebuilders, and used-piano dealers**

People who service pianos often have customers who want to sell their instruments. Some technicians also restore pianos for sale in their shops. Contacting these technicians or visiting their shops is a good way to acquaint yourself with local market conditions, to better understand what's involved in piano restoration, and to see an interesting slice of life in your community you might not otherwise encounter. If you decide to buy from a technician, you may pay more than you would a private party, but you'll have the peace of mind of knowing that the piano has been checked over, repaired, and comes with a warranty. Even though you trust the seller, it's a good idea to hire an independent technician to inspect the piano before purchase, just as you would if the piano were being sold by a private party, because even the best technicians can differ in their professional abilities and opinions.

■ **Visit dealers of new pianos**

New-piano dealers take used pianos in trade for new ones all the time, and need to dispose of them to recoup the trade-in allowance they gave on the new piano. Although many of the trade-ins will be older pianos, it's quite common for a customer to trade in a piano purchased only a few years earlier for a bigger or better model, leaving a nearly new piano for you to buy at a substantial discount on its price when new. Again, you may pay more than you would from a private party—usually 20 to 30 percent more—but it may be difficult to find something like this from a private party, and the dealer will likely also give some sort of warranty. Some of the best deals I've seen have been acquired this way. If you're also considering the option of buying a new piano, then you'll be

able to explore both options with a single visit. On the other hand, sometimes dealers advertise used pianos just to get customers into the store, where they can be sold on a new piano. The used piano advertised may be overpriced, or may no longer be available. When you have a used piano inspected, make sure the technician you hire owes no favors to the dealer who's selling it.

■ **Shopping via the Internet**

The best way to use the Internet to shop for a used piano is to look for sellers, both commercial and non-commercial, within driving distance of your home. That way, you can more easily try out the piano, develop a face-to-face relationship with the seller, and get a better sense of whether or not you want to do business with them. Craigslist ([www.craigslist.org](http://www.craigslist.org)), though not a piano-specific site, seems to have become the preferred classified-ad site for this purpose, as it's both free and is organized by city. If you travel frequently, you should check out sellers in other cities, too—easy to do on Craigslist. Other popular piano classified-ad sites include [www.pianoworld.com](http://www.pianoworld.com) (which also has extensive forums for exchanging information and getting answers to your questions), [www.pianomart.com](http://www.pianomart.com) (smartly organized for easy searching), [www.pianobroker.com](http://www.pianobroker.com), and our own Piano Buyer Classifieds ([www.pianobuyer.com](http://www.pianobuyer.com)), which uses the Pianomart database and search engine. These sites either charge a monthly fee to list or a small commission upon sale, but are free to buyers.

You'll also find pianos for sale on the Internet auction site [eBay](http://eBay.com). Search on a variety of keywords, as each keyword will bring up a different group of pianos for sale. This can be frustrating, as either too broad or too specific a search term may yield unsatisfactory results. The bidding process generally provides

a window of time during which you can contact the seller for more information, see the piano, and have it inspected before placing a bid. This is definitely not a good way to buy a piano unless you have the opportunity to first try out the piano and have it inspected. On both eBay and the classified-ad sites mentioned above, many listings that appear to be non-commercial will actually turn out to have been placed by commercial sellers, who may have many more pianos for sale than the one in the ad you answered.

The website of the Piano Technicians Guild ([www.ptg.org](http://www.ptg.org)) has a listing of dealer websites and other resources that may be useful in locating used or restored pianos. If your situation is such that finding a local source of used pianos is unlikely, one reliable source that ships nationwide is Rick Jones Pianos in Beltsville, Maryland ([www.rickjonespianos.com](http://www.rickjonespianos.com)).

If you're thinking of making a long-distance purchase, the precautions mentioned in the section "[Shopping Long-Distance via the Internet](#)," in the article "Piano Buying Basics," bear repeating: First, take into account the cost of long-distance shipping and consider whether it's really worth it. If buying from a commercial source, find out as much as you can about the dealer. Get references. If you haven't actually seen the piano, get pictures of it. Hire a technician in the seller's area to inspect the piano and ask the technician about a commercial seller's reputation. Make sure the dealer has experience in arranging long-distance moves, and uses a mover that specializes in pianos. Find out who will be responsible for tuning and adjusting the piano in your home, and for repairing any defects or dings in the finish. Get the details of any warranty, especially who is responsible for paying the return freight if the piano is

# Discover the Coolest Piano Store on Earth RickJonesPianos.com



*Check out our informative website. Over 80 videos! See and hear our pianos.  
Prices listed! More than 18,000 customers in 48 states since 1983.*



- Specialists in used Yamaha, Kawai and Steinway pianos.
- Used pianos in excellent condition.
- Complete piano restoration shop on the premises with a professional staff of technicians and refinishers.
- 10-year parts and labor warranty on all our pianos, new and used.
- Nationwide delivery by professional piano movers.
- Full purchase price upgrade guarantee for life.
- You will save thousands!



See and hear our grand pianos.  
Prices listed.



Looking for an upright? See and  
hear them in our videos.



Watch our piano  
technicians at work



Read over 100 testimonials  
from all 48 states!



**Rick Jones Pianos**  
*A piano workshop with a store built around it!*

5209 Holland Drive  
Beltsville, Maryland 20705  
301-937-4900 or toll free: 1-800-466-2198  
[www.rickjonespianos.com](http://www.rickjonespianos.com)

find us on  
**Facebook**  
Subscribe to our Blog

**twitter**  
Follow our Tweets

## The Piano Restoration Center

- *All makes—  
Grands & Uprights*
- *Impeccable attention  
to original details*
- *Exacting attention  
to upgrades*
- *Complete or partial  
restorations*
- *Always a selection  
of restored pianos  
available*



### Reeder Piano, Inc.

5660 W Grand River Ave  
Lansing, MI 48906

[www.reederpianos.com](http://www.reederpianos.com)

Contact James Reeder

1-800-225-8641

Fax 517-886-1574

[jmr@reederpianos.com](mailto:jmr@reederpianos.com)

owners or in out-of-the-way places. If you're busy or without a car but have money to spend, it may be more convenient to shop among piano technicians, rebuilders, or dealers, who may be able to show you several pianos at the same time and spare you from worrying about future repair costs and problems. If you travel a lot to other cities or have few piano resources in your local area, the Internet can be a big help in locating an appropriate commercial or non-commercial source far away. (See the ads in this publication for movers that specialize in long-distance piano moving.) The best route also depends on where you live, as some communities may have a brisk trade in used pianos among private owners but few rebuilding shops, or vice versa, or have an abundance of old uprights but few grands.

### Buying a Restored Piano

Three terms are often used in discussions of piano restoration work: *repair*, *reconditioning*, and *rebuilding*. There are no precise definitions of these terms, and any particular job may contain elements of more than one of them. It's therefore very important, when having restoration work done on your piano or when buying a piano on which such work has been done, to find out exactly what jobs have been, or will be, carried out. "This piano has been reconditioned" or "I'll rebuild this piano" are not sufficient answers. One technician's rebuilding may be another's reconditioning.

*Repair* jobs generally involve fixing isolated broken parts, such as a broken hammer, a missing string, or an improperly working pedal. That is, a repair does not necessarily involve upgrading the condition of the instrument as a whole, but addresses only specific broken or improperly adjusted parts.

defective. Find out how payment is to be made in a way that protects both parties.

#### ■ *Non-Internet Techniques*

In this age of the Internet, it's important not to forget older, more conventional methods of networking that still work, such as placing and answering classified print ads in local newspapers and want-ad booklets; and posting and answering notices on bulletin boards anywhere people congregate, such as houses of worship, community centers, laundromats, etc. Other, more aggressive, techniques include contacting movers and storage warehouses to see if they have any pianos abandoned by their owners; attending auctions; contacting attorneys and others who handle the disposition of estates; and just plain old asking around among coworkers, friends, and acquaintances.

#### ■ *Obtaining a Piano from a Friend or Relative*

It's nice when pianos remain in the family. I got my piano that way. But pianos purchased from friends and relatives or received as gifts are as likely as any others to have expensive problems you should know about. It's very hard to refuse a gift, and perhaps embarrassing to hire a piano technician to inspect it before you accept it, but for your own protection you should insist on doing so. Otherwise you may spend a lot of money to move a "gift" you could have done without.

Which of these routes to finding a used piano you end up following will depend on your situation and what you're looking for. If you have a lot of time and transportation is no problem, you may get the best deal by shopping around among private

*Reconditioning* always involves a general upgrading of the entire piano, but with as little actual replacement of parts as possible. For instance, reconditioning an old upright might include resurfacing the hammer felt (instead of replacing the hammers) and twisting (instead of replacing) the bass strings to improve their tone. However, definitions of *reconditioning* can vary widely: Many technicians would consider the replacement of hammers, tuning pins, and strings to be part of a reconditioning job in which more extensive work is either not needed or not cost-effective; others would call such work a partial rebuild.

*Rebuilding* is the most complete of the three levels of restoration. Ideally, *rebuilding* means putting the piano into “like new” condition. In practice, however, it may involve much less, depending on the needs and value of the particular instrument, the amount of money available,

and the scrupulousness of the rebuilder. Restringing the piano and replacing the pinblock in a grand, as well as repairing or replacing the soundboard, would typically be parts of a rebuilding job. In the action, rebuilding would include replacing the hammer heads, damper felts, and key bushings, and replacing or completely overhauling other sets of parts as well. Refinishing the piano case is also generally part of the rebuilding process. Because of the confusion over the definitions of these terms, sometimes the term *remanufacturing* is used to distinguish the most complete rebuilding job possible—including replacement of the soundboard—from a lesser “rebuilding.” However, there is no substitute for requesting from the technician an itemization of the work performed.

When considering buying a rebuilt piano, or having a piano rebuilt, particularly an expensive one,



A rebuilt grand piano action with new hammers is ready for regulating and voicing.

the rebuilder’s experience level should count heavily in your decision. The complete rebuilding of a piano requires many dissimilar skills. The skills required for installing a soundboard, for example, are very different from those required for installing a new set of hammers or for regulating the action. Mastering all of these skills can take a very long time. In a sense, you should be shopping for the rebuilder as much as for the piano.



Restoring the piano case to like-new condition



## GRAND PIANO REBUILDING CHECKLIST

The following is a list of the tasks that might comprise a fairly complete rebuilding of a grand piano. Any particular job may be either more or less extensive than shown here, depending on the needs and value of the instrument and other factors, but this list can serve as a guide. See also *The Piano Book* for information about specific rebuilding issues pertaining to Steinway and Mason & Hamlin pianos.

Notice that the restoration can be divided into three main parts: the soundbox or resonating unit, the action, and the cabinet. The *soundbox* (also known as the *strung back* or *belly*) includes the soundboard, ribs, bridges, strings, pinblock, tuning pins, plate, and the structural parts of the case; the *action* includes the keyframe and action frame, keys and keytops, hammers, dampers, trapwork, and all other moving action parts; the *cabinet* includes cosmetic repair and refinishing of the case and of the nonstructural cabinet parts and hardware. Note that the damper parts that contact the strings are restored with the soundbox, whereas the damper underlever action is treated with the rest of the action.

There is very little overlap among the three types of work; each of the three parts could be performed alone or at different times, as technical conditions permit and/or financial considerations require. In a typical complete rebuilding job, restoration of the soundbox might comprise 45 percent of the cost, the action 30 percent, and the cabinet 25 percent, though these percentages will vary according to the particulars of the job.

### Soundbox or resonating unit

- Replace or repair soundboard, refinish, install new soundboard

decal (if not replacing soundboard: shim soundboard cracks, reglue ribs as necessary, refinish, install new soundboard decal)

- Replace pinblock
- Replace bridges or bridge caps
- Replace or ream agraffes, restore capo-bar bearing surface
- Refinish plate, paint lettering, replace understring felts
- Replace strings and tuning pins, tune to pitch
- Replace damper felts, refinish damper heads, regulate dampers

### Action

- Replace hammers, shanks, and flanges
- Replace or overhaul wippen/repetition assemblies
- Replace backchecks
- Replace front-rail key bushings
- Replace balance-rail key bushings or key buttons
- Replace or clean keytops
- Replace key-end felts
- Clean keys
- Clean and refelt keyframe
- Replace let-off felts or buttons
- Clean and, if necessary, repair action frame
- Regulate action, voice
- Overhaul or replace damper underlever action and damper guide rail
- Overhaul pedal lyre and trapwork, regulate

### Cabinet

- Repair music desk, legs, other cabinet parts, as needed
- Repair loose or missing veneer
- Strip and refinish exterior; refinish bench to match piano
- Buff and lacquer solid-brass hardware, replat plated hardware

Many rebuilders contract out portions of the job, particularly the refinishing of the piano's case, to others who have special expertise. Although this has always been so, more

recently groups of technicians, each with his or her own business and shop, have been openly advertising their close, long-term collaboration with one another on rebuilding jobs.

In a typical collaboration of this type, one person might rebuild the strung back or soundbox (soundboard, bridges, pinblock, strings, tuning pins, cast-iron plate); another would rebuild the action and do the final musical finishing, such as regulating and voicing; and the third would refinish the case. Collaboration of this kind is a positive development, as it means that each technician does only what he or she does best, resulting in a better job for the customer. But make sure you know with whom you are contracting or from whom you are buying, and which technician is responsible for making things right if problems arise.

It may occur to you that you could save a lot of money by buying an unrestored piano and having a technician completely restore it, rather than buying the completely restored piano from the technician. This is often true. But the results of a rebuilding job tend to be musically uncertain. That is, if you are particular in your taste for tone and touch, you may or may not care for how the instrument ultimately turns out. For that reason, especially if a lot of money is involved, you might be better off letting the technician make the extra profit in return for taking the risk.

### “Vintage” . . . or New?

“Vintage” pianos are those made during the golden years of piano-making in the United States—roughly, from 1880 to World War II. More specifically, the term usually refers to the Steinway and Mason & Hamlin pianos made during that period, though it's occasionally applied to other great American makes as well. In the last few decades the demand for these pianos, and consequently their prices, has mushroomed due to a (until recently) strong economy, increased entrepreneurial activity on the part of rebuilders and piano brokers,

allegations by rebuilders and others that today's new pianos are not as well made as the older ones were, and the purchase of many older Steinways by Steinway & Sons itself for rebuilding in its factory.

What makes these vintage pianos so alluring? Many musicians and technicians believe that these instruments, when rebuilt, sound and play better than new pianos. However, no one knows for sure why this should be so, since most of the components in the piano are replaced during rebuilding. Some point to the fact that Steinway operated its own plate foundry until about World War II, afterward using a commercial plate foundry (which it now owns). Because this radical change in the manufacture of such an important component roughly corresponds with the end of the vintage era, and because the plate is one of the few original parts to survive the rebuilding process, some speculate that it holds the key to the difference. Others say it has to do with changes in the quality of the



**Atlanta's Piano Superstore**  
**One of America's oldest and most respected music retailers**

*The Southeast's largest piano restorer with the largest selection of pianos and organs*

[www.cooperpiano.com](http://www.cooperpiano.com) 404-329-1663

**COOPER MUSIC**  
 Family Owned Since 1906

wood available to Steinway and other companies. Still others say it wasn't any single thing, but rather a combination of many fortuitous factors, including extremely skilled and talented craftsmen, that enabled these companies to make such special pianos during that period, but allegedly not afterward (though that doesn't explain why the rebuilt ones from that period should be better).

Steinway & Sons, for its part, disputes the entire idea that older Steinways are better, dismissing it as a romantic notion spread by purveyors of those pianos in their own financial interest. The company says it has done extensive testing of both plates and woods, and the idea that the older plates and woods were better has no scientific basis. It says it has also carefully inspected hundreds of older Steinways at its factory rebuilding facility, which is the largest Steinway

rebuilding facility in the world, and finds no evidence that the older pianos were built better than today's—in fact, it believes that just the opposite is true. Steinway acknowledges that some pianists may prefer the sound of specific older pianos for subjective artistic reasons, but says that those considering the purchase of a restored, older instrument should do so to save money, not to seek better quality.

For more discussion of this topic, and of specific technical issues applicable to the rebuilding of a Steinway or Mason & Hamlin, please see *The Piano Book*.

### How Much Is It Worth?

The valuation of used pianos is difficult. Prices of used pianos vary wildly, depending on local economies, supply and demand, and the cosmetics and playing condition of the instrument at hand, including

< ADVERTISEMENT >

PRESS RELEASE:

**SAUTER:  
100% Made in Germany**

Sauter Piano Company, in Germany, will henceforth use only the phrase "MADE IN GERMANY—100%" to designate the origin and manufacture of its pianos. "Today, customers leave stores more confused than ever about the origin of the pianos they encounter and the level of quality that they are purchasing," says Basilio Strmec, President of Sauter USA. "We are proud that a customer who invests in a Sauter can be assured that every part is built at our factory, in Germany, with utmost attention by German craftsmen, utilizing the finest parts available."

Sauter, the world's oldest piano manufacturer, has been making pianos in southern Germany since 1819. The company continues to be owned and led by the Sauter family.

For more information, call or e-mail:  
**Vienna International, Inc.**  
 509-946-8078  
[vienna2music@gmail.com](mailto:vienna2music@gmail.com)  
[www.sauter-pianos.de](http://www.sauter-pianos.de)

## APPRECIATE OR DEPRECIATE?

Some piano manufacturers market their instruments as “investments” and tout their potential for appreciation in value. If that’s the case, then why a *depreciation* schedule? Do pianos appreciate or depreciate?

It depends on how you look at it. Imagine parking a sum of money in a savings account earning 2 percent interest at a time when inflation is at 3 percent. Each year, the balance in the account grows . . . and *loses* purchasing power. This is something like the situation with pianos. After a large initial drop in value during the first five to ten years (because, unless given an incentive to buy used, most people would prefer a new piano), used pianos lose value in comparison with similar new ones at about 1.5 to 2 percent per year. However, because the price of *everything* (including pianos) is rising in price at 3 or 3.5 percent per year (the rate of inflation), the value of your used piano will appear to *rise* by 1 to 2 percent per year (the difference between the depreciation and the inflation).

Why do we figure depreciation from a comparable new piano instead of figuring appreciation from the original

price of the used one? Theoretically, it could be done either way. But the price of a comparable new piano is easier to look up—one might have to do a lot of research to find out what grandma paid for her piano. And the price of the new piano embodies all the inflation that has occurred between the original purchase of the used piano and the present, avoiding the trouble of having to look up the change in the cost of living during that time. The case is even stronger for using this method with foreign-made pianos: Tying the value of a used piano to the cost of a comparable new one makes it unnecessary to calculate the changes in the currency exchange rate—and sometimes changes in the currency itself!—that have occurred since the used piano was new.

Figuring depreciation from a comparable new piano is not without its own problems, however. With so many piano brands of the past now defunct or made to entirely different standards (usually in China), the task of figuring out what constitutes a “comparable” new piano can sometimes be formidable, if not impossible.

the amount and quality of any restoration work done. As if this weren’t enough, it’s almost a certainty that no two piano technicians or piano salespeople would return exactly the same verdict on any given piano’s value. Art being what it is, beauty is in the eye and ear of the potential purchaser, and values are very much subjective.

In addition, when considering a used piano being sold by a private, non-commercial seller, keep in mind that many such sellers really have no firm idea of how much their piano is worth, and have made up something based on little more than a wish. Therefore, don’t let a high asking price keep you from making a more

reasonable offer. Ask the seller how they arrived at their asking price. If you can back up your offer with your own technician’s appraisal (including a list of the things that need to be fixed), credible listings of similar pianos, or other evidence of the piano’s true value, you stand a good chance of getting the piano at or close to your price.

In this article, I’ve tried to assemble some information and tools to help buyers and sellers understand the appraisal process and determine the value of a piano within a reasonable range.

*Fair market value* is the price at which an item would change

hands between a willing buyer and a willing seller, neither of whom is compelled to buy or sell, and each of whom has reasonable knowledge of the relevant facts.

Appraisers of used pianos and other consumer goods typically use three different methods to determine fair market value: *comparable sales*, *depreciation*, and *idealized value minus the cost of restoration*.

### Comparable Sales

The *comparable sales* method compares the piano being appraised with recent actual selling prices of other pianos of like brand, model, age, condition, and location. Generally speaking, this is the most accurate method of determining value when one has access to a body of information on recent sale prices of comparable items. The problem here is that, with few exceptions, it’s rare to find several recently sold pianos that are perfect matches for all these criteria. There is no central repository for sales information on used pianos, and each appraiser or technician, over a lifetime, sees pianos that are so diverse and scattered as to these criteria that they are likely to be of only limited value as appraisal guides. (Exceptions might be technicians or dealers who specialize in used Yamaha, Kawai, or Steinway pianos, brands that have attained near-commodity status in the piano business.)

To handle this problem, I and my staff have attempted to approximate the fair market value of pianos of various types, ages, and conditions by querying a number of piano technicians about their memories of comparable sales. The result is the accompanying chart, “Prices of Used Pianos,” though I stress that we do not have enough data to do more than make rough estimates. This chart is most useful for determining the approximate value



of many brands of older piano for which it would otherwise be difficult to find enough comparable sales to determine a value. Understandably, however, the price ranges shown in the chart are quite broad. The chart is organized by categories of vertical and grand piano broken down by age (pre-1950 and 1950–1980), quality (Average, Better, Best), and condition (Worse, Average, Better, Reconditioned, and Rebuilt). For prices of pianos made since 1980, I suggest using the depreciation method, described later in this article.

The price ranges given reflect the wide possibilities a buyer faces in the used-piano market. At the low end of each range is a price one might find in a poor economy or a “buyer’s market,” where supply

exceeds demand. At the high end, the prices are consistent with both a better economy and a higher demand for the type of instrument indicated. In some categories, the prices we received from our sources varied all over the map, and we had to use a considerable amount of editorial discretion to produce price ranges that were not so broad as to be useless as guidelines, and to retain at least a modicum of internal consistency in the chart. For that reason, you should expect to find some markets or situations in which prices higher or lower than those given here are normal or appropriate.

The prices given here for pianos that are not reconditioned or rebuilt (those labeled Worse, Average,

Better) are the price ranges you might expect to find when buying pianos *from private owners*. The Reconditioned and Rebuilt categories represent prices you might encounter when shopping for such pianos *at piano stores or from piano technicians*, with a warranty given. In some cases we have omitted the Rebuilt price because we would not expect rebuilding to be cost-effective for pianos of that general age and type. In every case, prices assume the least expensive style and finish; prices for pianos with fancier cabinets, exotic veneers, inlays, and so forth, could be much higher.

### Quality

“Best brands” include Steinway, Mason & Hamlin, and the very best

#### PRICES OF USED PIANOS (US\$)

	Private Seller			Dealer	
	Worse	Average	Better	Reconditioned	Rebuilt
Vertical, pre-1950, average brand	0–300	300–750	600–1,000	1,000–1,500	N/A
Vertical, pre-1950, better brand	150–500	400–1,000	700–1,500	1,200–2,000	N/A
Vertical, pre-1950, best brand	500–1,000	1,000–3,000	2,000–5,000	3,000–6,000	10,000–16,000
Vertical, 1950–1980, average brand	200–600	400–1,000	1,000–1,500	1,200–2,500	N/A
Vertical, 1950–1980, better brand	400–800	700–1,500	1,000–2,500	2,000–4,500	N/A
Vertical, 1950–1980, best brand	700–2,000	1,500–2,500	3,000–5,000	4,000–7,000	7,000–10,000
Vertical, 1980–	Use Depreciation Schedule				
Grand, pre-1950, average brand, 5'	0–500	700–1,500	1,000–2,500	1,500–3,500	N/A
Grand, pre-1950, average brand, 6'	500–1,200	1,500–2,000	2,000–3,000	3,500–4,500	N/A
Grand, pre-1950, average brand, 7'	800–1,500	1,500–3,500	3,000–5,000	4,000–7,000	8,000–10,000
Grand, pre-1950, better brand, 5'	500–1,000	2,000–3,000	2,500–4,000	5,000–8,000	N/A
Grand, pre-1950, better brand, 6'	1,000–2,500	2,500–4,000	4,000–7,000	7,000–10,000	12,000–18,000
Grand, pre-1950, better brand, 7'	1,800–3,500	3,500–7,000	6,000–10,000	8,000–15,000	18,000–30,000
Grand, pre-1950, best brand, 5'	3,000–6,000	6,000–9,000	8,000–15,000	15,000–20,000	15,000–25,000
Grand, pre-1950, best brand, 6'	5,000–8,000	7,000–15,000	12,000–20,000	15,000–28,000	28,000–50,000
Grand, pre-1950, best brand, 7'	7,000–10,000	12,000–18,000	20,000–35,000	20,000–40,000	35,000–65,000
Grand, 1950–1980, average brand, 5'	500–1,200	1,500–2,500	2,000–4,000	3,000–5,000	N/A
Grand, 1950–1980, average brand, 6'	800–2,000	2,000–3,000	3,000–5,000	3,500–7,000	N/A
Grand, 1950–1980, average brand, 7'	1,500–2,500	2,500–4,000	4,000–7,000	4,000–8,000	8,000–12,000
Grand, 1950–1980, better brand, 5'	800–2,000	2,000–4,000	2,500–5,000	5,000–9,000	N/A
Grand, 1950–1980, better brand, 6'	1,500–3,000	2,500–5,000	4,000–9,000	8,000–12,000	12,000–22,000
Grand, 1950–1980, better brand, 7'	3,000–6,000	5,000–10,000	8,000–15,000	10,000–20,000	15,000–30,000
Grand, 1950–1980, best brand, 5'	4,000–7,000	7,000–10,000	9,000–18,000	16,000–21,000	17,000–25,000
Grand, 1950–1980, best brand, 6'	6,000–10,000	8,000–15,000	12,000–20,000	20,000–28,000	28,000–50,000
Grand, 1950–1980, best brand, 7'	8,000–12,000	14,000–20,000	18,000–30,000	20,000–40,000	35,000–65,000
Grand, 1980–	Use Depreciation Schedule				

European makes, such as Bechstein, Blüthner, and Bösendorfer. “Better brands” include the well-regarded older names mentioned in the accompanying article for the pre-1930 period, such as Knabe and Chickering; and names such as Baldwin, Everett, Kawai, Sohmer, Yamaha, and others of similar quality for the 1950–1980 period. “Average brands” are pretty much everything else.

### Condition

Worse, Average, and Better refer to the condition of the piano in comparison to the amount of wear and tear one would expect from the piano’s age. However, even Worse pianos should be playable and serviceable. Note that because many buyers are quite conscious of a piano’s appearance, pianos that are in good shape musically but in poor shape cosmetically will often sell at a price more consistent with the Worse range than with a higher one. This offers an opportunity for the less furniture-conscious buyer to obtain a bargain.

For a discussion of the definitions of *reconditioned* and *rebuilt*, please see the section “**Buying a Restored Piano**” in this article. **For the purposes of this chart, however, we have adopted the requirement that a piano has not been rebuilt unless its pinblock has been replaced, and that a piano that has been restrung, but without a new pinblock, is considered to have been reconditioned.** Note that these definitions are not precise, and that both the quality and the quantity of the work can vary greatly, depending on the needs of the instrument and the capabilities of the restorer. These variations should be taken into account when determining the piano’s value.

### Depreciation

The *depreciation* method of determining fair market value is based on the fact that many types of

DEPRECIATION SCHEDULE			
Age in Years	Percent of New Value		
	Worse	Average	Better
1	75	80	83
2	72	77	80
3	69	74	77
5	63	68	71
10	52	57	60
15	43	48	51
20	36	41	44
25	29	34	37

#### Verticals only

30	22	27	30
35–70	15	20	23

#### Grands only

30–70	25	30	33
-------	----	----	----

#### Steinways

1	75	80	83
2	72	77	80
3	70	75	78
5	66	71	74
10	58	63	66
15	50	55	58
20	42	47	50
25	34	39	42

#### Verticals only

30	28	33	36
35–70	25	30	33

#### Grands only

30	31	36	39
50	30	35	38
70	28	33	36

consumer goods lose value over time at a more or less predictable rate. A *depreciation schedule*, such as the one here, shows how much an unrestored used piano is worth as a percentage of the actual selling price of a new piano of comparable quality. The problem here is that so many older brands are now made by companies different from the original, in different factories and parts of the world, and to different standards, that it can be difficult or impossible to determine what constitutes a “comparable” new piano.

Thus, this method of figuring value is best used for pianos of relatively recent make when the model is still in production, or for older pianos whose makers have remained under relatively constant ownership, location, and standards, and for which, therefore, a comparable model can reasonably be determined.

Note that depreciation is from the *current* price of the model, not the original price, because the current price takes into account inflation and, if applicable, changes in the value of foreign currencies. The values are meant to reflect what the piano would sell for between *private, non-commercial parties*. I suggest adding 20 to 30 percent to the computed value when the piano is being sold *by a dealer*, unrestored, but with a warranty. These figures are intended only as guidelines, reflecting our general observation of the market. “Worse,” “Average,” and “Better” refer to the condition of the used piano for its age. A separate chart is given for Steinway pianos. Other fine pianos, such as Mason & Hamlin, or some of the best European brands, may command prices between the regular and Steinway figures.

### Idealized Value Minus the Cost of Restoration

This is the difference between the cost of a rebuilt piano and the cost to restore the unrebuilt one to like-new condition. For example, if a piano, rebuilt, would be worth \$50,000, and it would cost \$30,000 to restore the unrebuilt one to like-new condition, then according to this method the unrebuilt piano would be worth \$20,000. This method can be used when a piano needs extensive, quantifiable repair work. It’s not appropriate to use this method for an instrument that is relatively new or in good condition.

## Other Types of Valuation

Several other types of valuation are sometimes called for:

*Replacement value* is what it would cost to replace the used piano with a brand-new one. This value is often sought when someone has purchased an insurance policy with a rider that guarantees replacement of a lost or damaged piano with a new one instead of paying the fair market value of the used one. The problem here, again, is what brand and model of new piano to consider “comparable” if the original brand and model are no longer being made, or are not being made to the same standards.

Here it may be helpful to consult the **rating chart** in the *Piano Buyer* article “The New-Piano Market Today.” Choose a brand whose relationship to today’s piano market is similar to that the original brand bore to the piano market of its day. Whatever brand and model you choose, depending on how high a replacement value you seek, you can use either the manufacturer’s suggested retail price (highest), the approximate street price (lowest), or something in between. These prices, or information on how to estimate them, can be found in the “**Model & Pricing Guide.**”

*Trade-in value* is what a commercial seller would pay for the used piano, usually in trade (or partial trade) for a new one. This is discounted from the fair market value, typically by at least 20 to 30 percent, to allow the commercial seller to make a profit when reselling the instrument. (In practice, the commercial seller will often pay the fair market value for the used piano, but to compensate, will increase the price of the new piano to the consumer.)

*Salvage value* is what a dealer, technician, or rebuilder would pay


for a piano that is essentially unplayable or unserviceable and in need of restoration. It can be determined using the idealized-value-minus-cost-of-restoration method, but discounted, like trade-in value, to allow the commercial seller to make a profit.

## Inspect, Inspect, Inspect

In closing, I’d like to remind you that your best protection against buyer’s remorse is having the piano inspected by a piano technician prior to purchasing it, particularly if the piano is more than ten years old. Sometimes it will be sufficient to speak to the seller’s technician about the piano, if he or she has serviced it regularly and has reason to believe that he or she will continue servicing it under your ownership. However, in most situations, you’ll be better off hiring your own technician. You can find a list of Registered Piano Technicians in your area on the website of the Piano Technicians Guild, [www.ptg.org](http://www.ptg.org).

## More Information

If you’re serious about buying a used piano, additional information in *The Piano Book* may be useful to you, including:

- How to remove the outer cabinet parts to look inside the piano
- How to do a preliminary inspection of a piano to rule out those that are not worth hiring a technician to inspect, including an extensive checklist of potential problem areas
- A discussion of issues that frequently come up in regard to the rebuilding of Steinway pianos
- A complete list of older Steinway models, from 1853 to the present
- How to locate the serial number of a piano
- A list of manufacturing dates and serial numbers for Steinway pianos. 





SINCE THE PIANO'S INVENTION by Bartolomeo Cristofori in 1700, its evolution has been driven by the desire to meet the changing musical needs of the times, by advances in technology, and by the business and marketing requirements of the piano manufacturers. High-end pianos exemplify this evolutionary process.

Early pianos were limited by the technology of the day to a lightweight structure, and a design that produced a tone—bright and intimate, but with short sustain and low volume—that evolved from the sound of the harpsichord. This complemented both the musical styles favored by the Classical period, especially chamber music, and the smaller, more intimate venues in which music was then customarily performed. As technology advanced, it became possible—using cast-iron plates, stronger strings, and higher-tension

scale designs—to produce more robust instruments capable of filling a large hall with sound. This suited the composer-virtuosos of the Romantic period, such as Liszt and Brahms, whose works for the piano demanded from the instrument greater power, and the ability to be heard above the larger orchestras of the day. However, this louder, more overtone-filled sound could also conflict with and overpower other chamber instruments and their performance settings.

The great American pianos, having come of age during the Romantic era, tend toward the Romantic tonal tradition. The great European piano makers, however, embedded in a culture steeped in centuries of musical tradition, have long had to satisfy the conflicting tonal styles of different ages, and this has resulted in a wide variety of instruments with different

musical qualities. As the American market for European pianos grows, the European companies are further having to reconcile remaining true to their own traditions with evolving to please the American ear. While all brands make full use of technological advances and are capable of satisfying diverse musical needs, some tend toward a more pristine tone, with plush but low-volume harmonics, perfect for chamber music or solo performances in small rooms; others are bright and powerful enough to hold their own above the largest symphony orchestras; and many are in between.

The good news is that the best way to find the right piano for you is to play as many as you can—a simply wonderful experience!

What follows is a story with a valuable perspective from a well-respected dealer of performance-quality instruments. —*Editor*

## THE BEST PIANO: A STORY

by ORI BUKAI

"I'm tone deaf," declared the husband. "I can't tell the difference between one piano and another."

His wife nodded in agreement. "He *is* tone deaf. And while I can hear some differences, it's all so confusing. All we want is a piano that our kids can learn to play on. We don't need a *great* piano."

A short conversation ensued in which I learned, among other things, that this couple had three children, ranging in age from seven years to six months.

"Our daughter just turned seven," the wife said. "She's interested in piano lessons, but we're not sure how committed she'll be."

"You know kids," the husband shrugged. "She may want piano lessons now, but in a few months' time . . . ?"

"You're right," I said. "Kids change their minds all the time. I started piano lessons at the age of six, and stopped only a few months later. But the piano stayed in our home, and at the age of 12 I was drawn back to it. I played a few tunes by ear, and after a while I started lessons again. But . . . would you like your youngest child to play the piano as well?"

They looked at each other. It seemed that the possibility of their six-month-old baby taking lessons sometime in the future was something they hadn't considered.

"This means that whatever instrument we choose, it will probably stay in our home for a very long time," the woman said to her husband. "Perhaps we should look at a greater range of instruments than just the few we had in mind . . . ?"

"But still," he said, turning to me, "is there enough difference in the tone of the pianos to justify a greater investment, and a possible increase in our budget?"

Such conversations are not rare. Some people feel they won't be able to hear the differences between pianos, or that a high-end piano will be wasted on them. Others try to accommodate

*Blüthner*



**The tone of a Blüthner piano combines  
effortless power with the smoothest pianissimo.  
Perfection of design created by piano masters.  
Hand crafted in Germany since 1853.**

Blüthner USA, LLC  
5660 West Grand River Avenue  
Lansing, Michigan 48906, USA  
Tel: 800 954 - 3200  
Fax: 517 886 - 1574  
info@bluthnerusa.com  
www.bluthnerusa.com

*Blüthner*  
**THE GOLDEN TONE PIANOS**

Showroom Locations:

1068 Long Ridge Road  
**Stamford, CT.**

205 West 58th Street  
**Manhattan, NY.**

Authorized Dealer for:

**Bösendorfer**

**Blüthner**

**Steingraeber**

**Haessler**

**Estonia**

**August Förster**

**Kawai**

and other fine makes

Sales and Restoration of:

**Vintage Steinway**

800-968-9250

# *Allegro Pianos*

The Nation's Best Selection of High Performance Pianos



[www.allegropianos.com](http://www.allegropianos.com)

only what they perceive their needs to be at the time of purchase, rather than over the many years they may end up owning a piano.

Often, piano buyers form an idea of what they want and how much to spend, and consider only a few brands, without ever sufficiently researching the differences in manufacturers' philosophies and how these might affect the tone, touch, musicality, and price of the instrument. However, such information can help the consumer clarify his or her true needs and preferences. Many shopping for a piano all but ignore higher-end models, considering them beyond their needs or means. But for more than a few of these buyers, a better-quality piano may prove the better fit and value.

There are significant differences in manufacturing methods between performance-oriented instruments, which are often referred to as "handmade," and mass-produced

instruments, in which some musical qualities are sacrificed to meet a lower retail price.

Performance-oriented manufacturers, especially at the highest level, are looking to capture a wide range of tonal characteristics. Some of these qualities, such as sustain, tonal variation, and dynamic range, are universally accepted as helping the playing of pianists of all levels sound more musical. All makers of high-end pianos strive to make pianos that excel in these areas. Other tonal characteristics, however, such as tonal color—the specific harmonic structure of the tone—can reflect a particular manufacturer's philosophy of what the best piano should sound like, and are the elements that separate one high-end make from another. A piano maker's decision to emphasize certain musical qualities over others is manifested through differences in the instrument's design, in the instrument's resulting tone and touch,

and in its appeal to a particular player or listener.

"Would you like to hear some higher-end instruments as well, just to compare?" I asked the couple.

"Yes, please," replied the woman.

And so we went on a tour of Piano Land, playing, listening to, and assessing the tone of a variety of instruments. "Ooohhh," said the wife in response to one particular make. "Aaahhh," sighed her husband, as the realization struck him: He actually *could* hear the differences between these pianos; not only that, he had some rather clear preferences.

"But which is the *best* piano?" he asked. There are quite a few instruments here, all so beautiful, but so different from each other. Which *is* the best?

This is a question customers ask me again and again when visiting our showroom—we represent most of the high-end makers, and side-by-



**Bösendorfer**  
DER KLANG, DER BERÜHRT



DESIGN



SPRUCE



CRAFTSMANSHIP




VENEER



HUMMINGBIRD  
2013




INDEPENDENT  
CAPO D'ASTRO BAR



INDIVIDUAL  
STRINGING



SPECIAL MODELS



RESONANCE CASE  
PRINCIPLE

  
SCHIMMEL  
PIANOS




## THE UNIQUE SCHIMMEL KONZERT CONCEPT

In the unique Schimmel Konzert Concept, the well-established and ideal construction concepts for the large Konzert grand piano K 280, have been consistently integrated into the smaller model series, where possible in identical construction. This enables pianists to enjoy the benefits of the outstanding touch and tonal characteristics of a large Konzert grand even when performing on smaller models. This Schimmel family of sound is unique worldwide.

side comparisons are always possible. And while, time after time, our customers do find the absolute “best,” for each of those customers the “best” is represented by a different make, according to his or her preferences. The combination of musical qualities emphasized by one piano maker may speak to one customer while leaving another indifferent—who, in turn responds enthusiastically to an instrument made by another manufacturer that has left the first customer cold. Some people prefer a bold, outgoing, and powerful sound; others want a more delicate, clear, and melodic tone. Some like focused, defined, and pure tonal characteristics, while others look for instruments whose sound is more robust, deep, and dark.


At the top end of piano manufacturing, each instrument should have a high level of design, parts, materials, execution, workmanship, and attention to detail. However, it is personal preference—the buyer’s response to the various manufacturers’ interpretations of the “perfect sound”—that determines the answer to the question of “But which is the *best* piano?” The answer is different for every customer.

But which piano is the “best” is also a matter of other factors. Some high-end instruments might be considered the “best” in one setting, but not quite the best in another. A piano that sounds its best in a large concert hall with hundreds of people may not necessarily be the right fit for the typical living room.

“The best instrument,” I replied to the couple, “is the one that you’ll most enjoy listening to as your children—and perhaps, before you know it, your grandchildren—play and develop their musical skills. The ‘best’ piano is the one you’ll be happy with over the many years it will live in your home, and that one day, when you have the time, perhaps may tempt you to take lessons yourself. The best piano is the one that will deliver to you and your family the joy of music, now and over the long run.” 


**Ori Bukai** owns and operates Allegro Pianos in Stamford, Connecticut, which specializes in the sale of new and restored high-end pianos. Visit his website at [www.allegropianos.com](http://www.allegropianos.com).





*Winter (Mephisto Walzer - Schumann)*  
*Frangipani (Grieg)*  
*Allegretto moderato*  
*1840 (Liszt)*  
*Ragatelle (San Tomate)*  
*Divina*

**E-272 / 8'11"**



**122      130      138      A-170      B-192      C-212      D-232**



*Come and see us in our workshops in Bayreuth, Germany. We are proud to combine German classical hand craftsmanship with our industry leading innovations. Steingraeber - seven generations since 1820!*



The photo shows Lido Steingraeber (2nd from the right), piano maker in the 6th generation together with pianists from the Jury of the Liszt Piano Competition Weimar Bayreuth upright pianos 122/48" - 130/51" - 138 / 54" and grand pianos A-170 / 5'7", B-192 / 6' 3", C-212 / 7', D-232 / 7'7", E-272 / 8'11"



[This article assumes you are already familiar with the basics of piano-shopping (see “[Piano Buying Basics](#)” and other appropriate articles in this publication), and treats only those aspects of the subject that are specific to the institutional setting.—Ed.]

## Institutional Basics

Institutions vary so widely in size, makeup, and needs that it is impossible to cover in a single article all the variables that might apply. For example, the studio of a graduate-school piano professor might be 12 feet square, carpeted, and cluttered with bookshelves, desk, and chairs, but still needs a performance-grade instrument. A church sanctuary—often a carpeted, irregularly shaped room with a raised dais and filled with pews, glass windows, and lots of sound-absorbing people—needs a piano that can accompany the choir, be heard throughout a huge room, and also be used as a solo instrument for visiting artists. A school may need dozens of pianos for everything from tiny practice cubicles to a concert hall.

However, regardless of whether you’re purchasing a piano for a church, school, performance space, or another institutional location, you need to start with some basic questions that will help identify the piano (or pianos) that are appropriate for your situation.

### For example:

- Who will use the piano—beginners, advanced players, or concert artists?
- How often will the piano be played—in the occasional concert, or for 18 hours per day of intense student practice?

- How will the piano be used—lessons for graduate students? church services? recordings?
- Will the piano’s location be fixed, or will it be moved often?
- In what size room will it primarily be used?

After answering these questions, this article will help you establish some basic parameters, including:

- Grand vs. Vertical
- Size
- New vs. Used
- Digital vs. Acoustic
- Traditional Acoustic vs. Acoustic with Record/Playback/Computer Features

## Budget

Once you’ve narrowed down the parameters of your ideal instrument or group of instruments, you need to consider your budget. In doing so, it’s best to remember that quality instruments properly maintained will last a long time. Accordingly, it’s best to view the cost of each instrument not as a one-time expense, but as a total expense amortized over the life of the instrument.

When figuring out the true annual cost of an instrument:

- Spread out the instrument’s purchase price over the span of its working life
- Factor in the cost of money, that is, the interest you would pay if you were to finance the purchase

(even if you don’t actually plan to finance it)

Include costs of tuning (typically three to four times a year, but far more often for performance instruments), regulation, and repairs

When you figure the cost of an instrument this way, you may even discover that certain more expensive instruments are more affordable than you thought.

Once you’ve determined your budget, and the size and other features of the instruments you desire, you can use the [online searchable database](#) accessible through the electronic version of this publication to assist you in finding the specific brands and models that will fulfill your needs.

## Grand vs. Vertical

Many situations are adequately served by vertical pianos, including:

- Practice rooms where the piano is used primarily by, or to accompany, non-pianist musicians
- Places where there is no room for a grand
- Instruments that are not used for intense playing or difficult literature

A number of features of vertical pianos are commonly sought by institutional buyers:

- Locks on fallboard and tops
- A music desk long enough to hold multiple sheets of music or a score
- Toe-block leg construction with double-wheel casters—particularly important if the piano will be moved often

# HAILUN GRAND 178

# PIANO OF THE YEAR

## 2013




In 2013 Piano Merchants across North America voted the Hailun Grand model 178 as MMR's **Piano of the Year 2013\***. This is the second time in a row that Hailun has received this great honor and it speaks to the tremendous quality and wonderful sound of Hailun instruments. I want to thank our master piano builders Frank Emerson (USA), Stephen Paulello (France), Shi Jin (China), and of course, Peter Veletzky (Austria) for always striving to design the best pianos possible.

-Basilios A. Strmec, CEO Hailun USA



509.946.8078

[hailun-pianos.com](http://hailun-pianos.com)

\*Voting conducted by MMR Musical Merchandise Review  [www.mmrmagazine.com](http://www.mmrmagazine.com)

## MODERN TECHNOLOGY

Both digital and acoustic pianos are available with a variety of modern technologies. Do you need:

- A piano that can be connected to another piano over the Internet for the purpose of long-distance lessons, concerts, and master classes?
- An instrument that, for study purposes, can record and play back a student's performance, or play selections from a library of pre-recorded performances?
- An instrument that can accompany a vocalist, or string player or wind player, when they practice—even if a pianist isn't available?
- A piano that connects to a computer and can function as an interactive composition tool?
- A piano that can be used with score-following software so that the player can enjoy automatic page-turning, or rehearse a concerto with an electronic orchestra that follows the soloist?

The piano has a history of more than 300 years of technological change and innovation. New technologies are ever more rapidly becoming integral parts of our musical landscape. You want the piano that you purchase today to last for a long time. In making your selection, therefore, be sure to consider your current and future technological needs.

- Heavy-duty back-post and plate assembly for better tuning stability
- Climate-control systems
- Protective covers

Grand pianos, however, have keys, actions, and tonal qualities that are more appropriate for practicing and performing advanced literature, and are therefore preferred in situations where they are largely used by piano majors or performing pianists.

Grands are preferred by piano majors even for small practice rooms, because the students use these instruments primarily to develop advanced technical facility, something that's almost impossible to do on vertical pianos. Commonly sought features of grands are:

- Mounting on a piano *truck* (a specialized platform on wheels) for moving the piano easily and safely
- Protective covers to avoid damage to the finish
- Climate-control systems
- Lid and fallboard locks

### Size

Carefully consider the size of your space. You can easily spend too much on a piano if it's larger than the space requires, and you can easily waste your money if you purchase an undersized instrument. For more information about how room acoustics might affect the size of instrument you should purchase, see "[How to Make Your Piano Room Sound Grand](#)," elsewhere in this issue.

Of course, the tonal quality and touch of the instrument are related, in large part, to its size. If you're purchasing pianos for teaching studios in which artist faculty are instructing graduate piano majors, or for practice rooms used primarily by piano majors, there may be musical reasons for choosing larger grands despite the fact that the spaces are small. You'll be able to capture most of the advantages of a larger grand's longer keys with an instrument six to six-and-a-half feet long. Any longer will be overkill for a small teaching studio or practice room. A larger teaching studio may be able to accommodate and make good use of a seven-foot grand. The size of the piano is much less important in the training of beginning pianists or non-pianist musicians. There, other

factors, such as the size of the room, will be the dominant considerations.

Vertical pianos made for institutions are almost always at least 45 inches tall. Smaller verticals may have inferior actions and tone, and cabinetry that is more prone to breakage. Verticals taller than about 48 inches are probably unnecessary for most small studio and practice rooms, but may be appropriate in larger spaces where a larger sound is needed but a grand is out of the question.

A special problem often occurs when a house of worship or small recital venue with limited funds tries to make do with a grand piano that's too small for the space. The pianist will tend to play much harder than normal, and overuse the sustain pedal, in an effort to make the piano heard at the back of the sanctuary or hall, causing strings and hammers to break and pedal systems to wear out prematurely. Generally, a small- to medium-size sanctuary will require a grand six to seven feet long to adequately fill the hall with sound, but this can vary greatly depending on the size of the hall, its acoustics, how large an audience is typically present, whether the piano is being used as a solo instrument or to accompany others, and whether the sound is amplified. A piano dealer can help



The Yamaha model P22 has typical school-piano features, such as locks, a long music desk, toe-block leg construction, and double-wheel casters.



1849

# SEILER

— Family of Pianos —



## MASTERING THE ART OF PIANO BUILDING SINCE 1849

“The Seiler Concert is a new piano to the Nashville Opera. We love its elegant tone, crisp action and impressive durability through the rigors of long hours of Verdian opera.”

- Amy Tate Williams, Nashville Opera Chorus Master & Accompanist

---

Enrico Caruso, Arthur Nikisch, Ruggiero Leoncavallo



[www.seilerpianousa.com](http://www.seilerpianousa.com)

Seiler Piano USA / 1329 Gateway Drive Gallatin, TN 37066 / Tel : 615-206-0077

sort out these issues and recommend an appropriate instrument.

### New vs. Used

Excellent acoustic pianos that are well maintained should last for decades. Given this fact, should your institution consider purchasing used instruments and thus save some money? If this is something you're considering, read "**Buying a Used or Restored Piano**" in this issue before continuing. When comparing a used piano to a new one, consult a trusted piano technician to get a sense of the used instrument's condition and remaining useful life. Then amortize the cost of the pianos, including expected repair costs, over their expected lifetimes to determine which is the better value.

If considering a used acoustic piano with embedded electronics, such as an electronic player piano, be careful to avoid purchasing an instrument whose technology is so obsolete that you can't use it productively. On the other hand, if your intention is to use

a player piano's MIDI features mostly in conjunction with a computer, you do have one protection against obsolescence on your side: Although MIDI has been around since 1982, it's still an industry standard that works well and shows no sign of disappearing in the near future. Accordingly, you can continue to upgrade the features of an older MIDI piano merely by upgrading the software you use on your computer.

### Acoustic vs. Digital

Digital pianos continue to improve every year, and the benefits realized for every dollar spent on a digital piano continue to grow with advances in technology.

Here are some examples of institutional situations in which a digital piano is generally the preferred instrument:

- Class piano, where students and teachers wear headsets and the teacher controls the flow of sound in the room with a lab controller
- Multipurpose computer/keyboard labs where students need to work independently on theory, composition, and performance projects without disturbing others in the room
- A church that features a so-called "contemporary service" in which the keyboard player needs an instrument with lots of on-board sounds, registrations, and automatic accompaniments

In other situations, the preferred choice may not be so obvious. For example, if a school has a practice room largely used by singers and instrumentalists (not pianists), should you supply a digital piano or a vertical?

When weighing these and similar questions, keep in mind:

- In an institutional setting, a typical, well-maintained acoustic piano has a life expectancy of 20



Yamaha

to 40 years; a higher-quality instrument might last 30 to 50 years. Because the digital piano is a relatively recent invention, we can't be as certain how long they will last in an institutional setting. A reasonable estimate for a good-quality digital instrument might be 10 to 20 years. However, digital instruments are subject to a rapid rate of technological advance that may eventually limit the instrument's usefulness, even though it still functions. On the other hand, the digital piano won't need tuning, and may go for years before it needs any other maintenance.

- Some digital pianos are simply a substitute for the acoustic equivalent. Others have additional features that may be highly desirable, such as connectivity to a computer, orchestral voices, and record and playback features.
- Some acoustic pianos are also available with digital-piano-like features, such as record and playback, and Internet and computer connectivity. If your choice comes down to an acoustic piano (for its traditional piano features of touch and tone) and a digital piano (for its embedded technologies), you may need to consider a hybrid digital/acoustic instrument. (See the article on **hybrid pianos** in this issue of *Piano Buyer*.)

< ADVERTISEMENT >

**University of Wisconsin-  
Parkside Invests in HAILUN  
Model HG198 Grand**

The University of Wisconsin-Parkside recently purchased a 6' 5" Hailun model HG198 grand for one of its performance centers. School officials tested and compared several Japanese and Chinese makes before choosing the HG198 for its projection, power, and rich tone. In addition to having received an outstanding instrument, school officials emphasized the high quality of service they had received from the local Authorized Hailun Merchant, Family Piano Company, of Waukegan, Illinois.

For more information, call or e-mail:  
**Vienna International / Hailun USA**  
509-946-8078  
Hailunusa@gmail.com  
www.hailun-pianos.com

**Hollywood Piano Company**  
Est. 1928

**The One and Only Hollywood Piano Company is ...**

- the only #1 (A+) rated company in L.A. by the Better Business Bureau
- for 83 years the main supplier of pianos to the entertainment industry
- the official piano supplier to California Philharmonic, Pasadena Symphony, Pasadena Pops, Glendale Symphony, Burbank Philharmonic, Skirball Center
- the largest showroom in the area with high end to entry level under one roof
- the pre-owned, classic and vintage Steinway & Sons Headquarters
- the originator of the 1 year low price guarantee

**Estonia • Brodmann • Schulze Pollmann • Weber • Young Chang • Hailun • Roland**

**Burbank**  
323 South Front Street

**Pasadena**  
2084 E. Foothill Blvd.  
[www.hollywoodpiano.com](http://www.hollywoodpiano.com)  
Become our Facebook Fan!

**1800 MY-PIANO**  
(800-697-4266)

## Assessing Pianos Before Purchase

Assessing digital pianos is a relatively straightforward matter. You simply play and compare the features of various makes and models and make your selection. If you choose Model X, it doesn't matter if you take possession of the actual floor model that you tried: All Model X digital pianos will be the same.

Acoustic pianos are a different animal. There is more variation among pianos of the same model from a given manufacturer. However, it is important to note that some manufacturers have a reputation for producing uniformly similar instruments, while others have a reputation for producing more individually distinctive instruments.

If you're purchasing a single acoustic piano or a small number of acoustic pianos, you can and should take the opportunity to audition each one of them and make your selection carefully. If you're purchasing a

concert or other very large grand, you may need to travel to the manufacturer's national showroom in order to make your selection. If so, factor the cost of the trip into your budget. In some situations it may be possible to audition a large grand in the space in which you intend to use it. This will give you an opportunity to know for sure that you're making the right decision. On the other hand, if you're purchasing a dozen practice room upright pianos, or are completely replacing your inventory of instruments, it's more practical to audition just a sample of each model and make your purchase decision on that basis.

Keep in mind that any fine acoustic piano can be adjusted within certain parameters by a concert-quality technician. If a piano sounds too bright when it is uncrated, skilled needling of the hammers can result in a noticeable mellowing of the sound. Similarly, a new action may require some additional adjustment (called

*regulation*) to provide you with a keyboard that is optimally responsive.

## Preparation, Tuning, and Maintenance

All pianos require maintenance, and acoustic pianos more than digitals. New acoustic pianos need to be properly prepared before they're deployed. All acoustic pianos should be tuned regularly, and regulated as needed. Acoustic pianos with record and playback systems also may need periodic calibration of their embedded systems. See the [accompanying article](#) for more information on the maintenance of acoustic pianos in institutions.

## Who Should Make the Purchase Decision?

As the foregoing discussion suggests, there are many intersecting practical, artistic, and financial factors to be considered when making an institutional purchase of a piano or group of

## LOAN PROGRAMS: AN ALTERNATIVE TO PURCHASING

Often, institutions find themselves needing to acquire a number of pianos at one time. Perhaps the institution needs to replace a large number of aging instruments or to furnish a newly expanded facility or program—or a school may want to acquire a number of new instruments each year to demonstrate to prospective students that it has a music program of high quality. Such situations can pose a budgetary dilemma—the simultaneous purchase of even a few pianos can cause fiscal stress. Fortunately, relief is sometimes available in the form of a school loan program.

On the surface, a school loan program may seem too good to be true: free pianos, loaned for an academic year. At the end of the year, the pianos are sold. More free pianos the next year.

In truth, a school loan program can work only when it makes sense for both the school and the local dealer. (Although the manufacturer may be a

participant in the program, the contract is normally with the local dealer.) Both sides of the agreement have obligations to the other.

For example, a school *may* receive any of the following, depending on the structure of the program:

- Free or very-low-cost use of a significant number of pianos
- Free delivery
- Free tuning and maintenance
- Name association with a prestigious manufacturer

A school may also have any of these obligations:

- Liability for damage
- Delivery charges
- Tuning and maintenance costs
- Requirement to purchase a certain percentage of the instruments
- Requirement to supply an alumni mailing list to the dealer for advertising purposes

- Requirement to provide space for an end-of-year piano sale

When evaluating a loan program, it's generally a good idea to consider:

- The quality of the dealership that stands behind the program
- The appropriateness of the mix of pianos offered
- The school's vulnerability if the program were to be discontinued by the dealership after the current year

That last point is a key issue. What happens if you replace your inventory of old pianos with loaned instruments and the loan program becomes unavailable the next year? Suddenly and unexpectedly, you are faced with having to buy replacement instruments.

Generally speaking, it is a good idea to include with your loan program a purchase component so that you are building your inventory of quality instruments over the course of the loan.

pianos. This raises the question: Who should make the purchase decision?

No single answer fits all situations. By tradition, a church's decision-making process may be handled by the music director, the pastor or priest, or perhaps by a lay committee. In a school of music, decisions may be delegated to the chair of the piano department, the chair of the music department, the dean of fine arts, or some other individual or faculty committee.

In many instances, well-intentioned individuals with no knowledge of pianos find themselves having to make a final decision. It is important that those involved in the process commit themselves to understanding the intersecting issues, and bring into the decision-making process appropriate people from the artistic, technical, and/or financial sides. At a minimum,

that means the piano technician, and the most advanced, or most frequent, professional users. If a digital-technology-based instrument is being considered, someone should be involved who can speak to those technical issues as well. A department chair who has not actually used the technology in question may or may not be in a position to evaluate it.

### Negotiating a Purchase

Before negotiating a price or sending a proposal out to bid, it's usually a good idea to do some price research. This can be tricky, however.

For example, if you or someone you know simply calls up a dealer and asks for a price, you're unlikely to be told the lower "institutional price" that you might ultimately get.

Some dealers are reluctant to quote prices over the phone, or are prohibited by their suppliers from doing so. Others will refuse to quote a price if they know that the purchase will ultimately go out to bid.

Your institutional purchase may benefit the dealer or manufacturer in ways other than the profit from the sale. Therefore, when discussing your possible purchase, don't hesitate to mention:

- How prominently positioned the instruments will be in your institution or in the community
- How many students or audience members will come in contact with the instruments on a regular basis
- How often you or your institution is asked for purchase recommendations





# IMAGINE A JOHN LENNON LIMITED EDITION PIANO FROM STEINWAY & SONS



In 2010, to commemorate the 70th birthday of legendary musician and songwriter John Lennon, Steinway & Sons introduced the “Imagine” Series Limited Edition piano. Modeled after the white Steinway that John presented to Yoko Ono on her birthday in 1971, this piano incorporates John’s drawings, signature, music and lyrics. Each piano bears a medallion indicating its uniqueness. Due to the popularity of the original release, and two of the four original series selling out, Steinway & Sons commissioned three additional series, which are now available to the general public. These are all limited edition series, so when they are sold out, they will be retired forever.

To find out more, visit [www.steinway.com/imagine](http://www.steinway.com/imagine) or call 1-800-STEINWAY (Americas), +49 (40) 853910 (Worldwide).



Power to the People (New)




Frog Pondering (New)



Borrowed Time (New)



Come Together



Freda People



STEINWAY & SONS

STEINWAY & SONS • ONE STEINWAY PLACE • LONG ISLAND CITY, NY 11105

A portion of the proceeds from every “Imagine” piano sold by Steinway & Sons will be donated to The John Lennon Educational Tour Bus ([www.lennonbus.org](http://www.lennonbus.org)).

© 2014 Steinway & Sons. Steinway and the Lyre are registered trademarks.

Informative, inspiring, in-depth,  
and now...**digital**

Learn more at [www.claviercompanion.com](http://www.claviercompanion.com)



Now for iPad.



- How musically influential your institution is in the surrounding community


The bottom line is this: You won't know what the final price will be until an official representative of your institution actually sits down with the dealer principal or until bids are awarded. Before you reach that point, however, and for planning purposes, you can make discreet inquiries and put together some estimates. As a rule of thumb, and only for the purposes of budgeting, if you subtract 10% to 15% from the dealer's "sale" price, you will likely come close to the institutional price.

If you represent a school that's required to send purchase requests out to bid, you may not have much of a role to play in negotiating a price.



However, the way in which you word your bid will have a lot to do with the bids that you receive and the instruments that the bidding rules will compel you to purchase.

For example, if you really want Brand X with features A, B, and C, be sure to write your bid description so that it describes—within acceptable guidelines—the instrument that you wish to purchase, and rules out instruments that don't fit your needs. If your bid description is loosely written, you may receive low bids for instruments that don't meet your requirements.


Because pianos can last a very long time, any piano-buying decisions you make today for your institution can have consequences for a generation or more. Therefore, it pays to take the time to think carefully about your institution's present

and future needs, to budget sufficient funds for purchase and maintenance, and to consult with individuals both within and outside your institution who may have special expertise or be affected by your decision. If you take the time to do this properly, then your constituents—be they students, faculty, worshippers, or concert-goers—will enjoy the fruits of your work for years to come. 

**George Litterst** ([www.georgelitterst.com](http://www.georgelitterst.com)) is a nationally known music educator, clinician, author, performer, and developer of music software. In the last role, Mr. Litterst is co-author of the intelligent accompaniment program *Home Concert Xtreme*, the electronic music-blackboard program *Classroom Maestro*, and the long-distance teaching program *Internet MIDI*, all from TimeWarp Technologies ([www.timewarptech.com](http://www.timewarptech.com)).



**WILH. STEINBERG**  
**WST**  
Fine pianos. Made in Germany.  
Since 1877.



THE ADEQUATE AND EFFECTIVE MAINTENANCE of pianos in institutional settings differs from the typical service needs of the home environment in two major ways. Pianos in schools, churches, and colleges are, first of all, usually subjected to heavy use, and second, are very often situated in difficult climatic environments. These pianos will require more frequent service by technicians with special skills, and greater attention to climate control.

In college and university settings, pianos are frequently used eight to twelve hours a day by many different players. Some students have practice habits that involve a great deal of repetition, which causes greater wear to the actions and keys of the instrument in a way that reflects the patterns of their practice. This can easily be ten times more patterned repetition than a piano normally receives in your home. The parts of piano keys and actions that will show the greatest wear are made of felt, leather, and wood, and there are thousands of them in each piano. These materials are chosen, designed, and treated by manufacturers to maximize their working life, and considering the repetitive nature of their use, it's a wonder they last as long as they do.

No matter how well made, however, the nature of these materials dictates that when the piano is used for many hours, day after day, week after week, the wear and deterioration can be extensive. To maximize their longevity, it is very important to keep these pianos in good regulation so that the wear proceeds more evenly. Along

with tuning, regular regulation of the action, pedals, and tone should be basic parts of any effective plan of piano maintenance. Without this, neglected instruments in such environments will quickly become impossible to regulate without extensive overhaul or replacement of parts.

At some point, of course, parts *will* have to be replaced, worthy instruments rebuilt, and unworthy ones replaced. But there is no need to

hasten the inevitable by subjecting pianos to the worst form of abuse: neglect. Frequent and regular servicing of pianos is a requirement for any institution that hopes to maintain an adequate performance or learning situation that will not only meet the needs of its members, but serve as a vehicle for the recruitment of new students.

Depending on the security and rules established for using the pianos, abuse can also come in the form of vandalism or simple carelessness. Rules should be established that keep food and liquids away from pianos. Procedures for the safe moving of pianos should be established and strictly enforced to protect the instruments as well as those who do the moving. Untrained personnel should never move a piano anywhere.

The single largest factor affecting the need for piano maintenance, however, is a fluctuating climate. While an environment that is always too hot or too cold, or too wet or too dry, can cause deterioration, pianos can usually (within reason) be regulated to reliably perform in such an environment. However, many institutions provide interior climates of constant change. It's not unusual to find a school or church whose HVAC system produces 80°F and 8% relative humidity during the winter heating season, but 76°F and 80% relative humidity in the summer. These systems' air-exchange devices can also create drafts that



# Cunningham Piano Company

— Since 1891 —



*"This is clearly a very good piano for the money."*

**Marc Andre Hamelin**  
Concert Pianist



*"I am quite pleased with my new Cunningham Piano, especially in comparison to what else is available—even for many thousands of dollars more. I trust the product and the company and highly recommend this piano."*

**Jonathan Coopersmith**  
Director of Musical Studies, Curtis Institute



*"The New Cunningham Piano has a beautiful, warm, singing tone!"*

**Andre Watts**  
Concert Pianist



*"The Matchless"*

## Cunningham Piano Company

Philadelphia, PA

**(800) 394-1117**


[www.cunninghampiano.com/cunningham/](http://www.cunninghampiano.com/cunningham/)

World Wide Delivery Available  
Dealer Inquiries Welcome

blow directly on the piano, further varying the temperature and relative humidity by a great deal. Often, the temperature settings on these systems are changed during vacation periods. A good target for any piano's environment is 68° F and 42% relative humidity. Installation of inconspicuously-located climate-control systems for the pianos is almost always necessary in institutional environments. A plan for the daily monitoring of these systems should also be considered. [See the article, **"Caring For Your Piano,"** for more information on climate-control systems for pianos.—Ed.]

The most important factor in maintaining the utility and longevity of any institution's pianos is the choice of piano technician. An institutional technician should possess the advanced skills and experience

required to prepare pianos for public concerts, organize and manage a large inventory of instruments, deal daily with high-level pianists and educators, and be familiar with the techniques necessary for the time-efficient maintenance of practice-room pianos. An underqualified technician can contribute to an accelerated rate of deterioration and shorten the lives of the instruments under his or her care. Some fully qualified technicians, mostly manufacturer-trained, have no formal credentials. However, hiring a Registered Piano Technician (RPT) member of the Piano Technicians Guild (PTG) ensures that at least a minimum standard of expertise has been tested for and achieved. A good way to begin planning any institution's piano-maintenance program is to read PTG's *Guidelines*

for *Effective Institutional Piano Maintenance*, available in printed form or as a free download from [www.ptg.org](http://www.ptg.org). 

**Chris Solliday**, RPT, services the pianos at several institutions, including Lafayette College, Lehigh University, and East Stroudsburg University. He lives in Easton, Pennsylvania, and can be reached through his website at [www.csollidaypiano.com](http://www.csollidaypiano.com).



a Division of the  
NAMM Foundation  
5790 Armada Drive  
Carlsbad, CA 92008

[www.museumofmakingmusic.org](http://www.museumofmakingmusic.org)

CERTAIN TECHNICAL FEATURES of pianos are frequently the subject of sales talk, either to persuade you to buy a particular piano, to upgrade to a more costly model, or to not buy a competitor's piano. Untangling the truth from the salesmanship can be difficult, sometimes even for professionals in the business. The important differences in quality between brands are more often in subtleties of design and attention to detail than in advertised features, and even where meaningful features are involved, they are easily manipulated by advertising. *The Piano Book* explains in some detail many popular piano features and how they are sometimes misused in sales talk. Here I discuss just three examples: laminated versus solid soundboards, wet-sand-cast versus vacuum-cast plates, and issues related to the wood used in grand piano rims.

At the heart of some of these discussions is the fact that the piano industry—particularly the high end of the business—is very conservative, in large part because consumers are spending a lot of money to buy something they know little about and thus are easily scared away from anything that departs from the “old-fashioned” way of doing things. In addition, the purchase of a high-end piano is often the expression of a conservative part of one's nature—the desire to invest in something enduring and traditional, not cheap or trendy.

Because the design and construction practices used in making the best pianos have evolved over a long period of time, a certain wisdom is embodied in them that should not be too quickly tossed aside. But it must also be remembered that most of these practices are a century old and evolved under certain technological and economic constraints, some of which no longer exist. In other words, there may be better ways of doing things now that are not being pursued for reasons that have

no basis in logic. The low end of the piano market is less constrained by this conservatism, but is still influenced by it.

### Soundboards

One of the choices you may need to make among consumer-grade pianos is that between a solid spruce soundboard and a laminated soundboard. First, it must be said about this and any other tone-related technical issue that if the piano sounds good, you needn't question why—just enjoy it! However, since the technical issue may be raised by the salesperson (usually in the context of steering you toward or away from a piano with a laminated soundboard), you may want to know more.

Traditionally, the soundboards in all pianos have been made in the form of a solid sheet of vertical-grain

(quartersawn) spruce. This solid spruce soundboard, as it is called, is made by gluing many narrow planks of spruce together, edge to edge. The soundboards of all performance-grade and many upper-level and mid-range consumer-grade pianos are still made this way. The soundboard is bent into a slightly convex shape, called crown, to better resist the downward pressure of the strings and to enhance the tone. Over many years' time, the wood gradually dries and shrinks, causing the crown to flatten or disappear and cracks to form. Although sometimes the problem is primarily cosmetic, if severe enough it can and often does affect the instrument's tone. Usually it takes decades for this to happen, but in very dry indoor climates, problems of this sort can occur even within the warranty period.

It was in large part to lessen warranty costs from prematurely cracking soundboards that, in the 1960s, several manufacturers developed laminated soundboards. These sound-

boards were essentially sheets of plywood. The sandwich of wood and glue prevented the soundboard from cracking or losing crown. The problems with these soundboards were three-fold: First, the

**If the piano sounds good, you needn't question why—just enjoy it!**

pianos into which they were installed were usually the cheapest, and deficient in a variety of ways unrelated to the soundboard. Second, engineers failed to take into account in its design that a plywood soundboard would have different

vibrating characteristics from a solid one. Third, although sometimes spruce was used in the plywood, often cheap, inappropriate woods such as basswood or lauan were used, disguised by an outer veneer of spruce. As a result of these three factors, these pianos usually sounded poor, giving the term “laminated soundboard” a bad name. Laminated soundboards of the plywood type are still used by a few manufacturers.

Over the past couple of decades better laminated soundboards have been developed, and the pianos into which they’ve been installed are more advanced, too. The principal new type, known as a “veneer-laminated” or “surface-tension” soundboard, consists of a core of solid spruce (essentially a solid spruce soundboard) covered on both sides by a very thin veneer of spruce. This type of soundboard vibrates much more like a solid one than a plywood one, but still retains the benefit of protection against cracking and loss of crown. Pianos with these soundboards usually sound reasonably good, and occasionally very good. Although solid spruce soundboards may still have a tonal advantage, the laminated feature can be an advantage in durability, particularly in challenging climates, and may contribute to better tuning stability through the annual cycle of seasonal climate changes.

Despite the improvement, you’ll generally find these new laminated soundboards only in entry-level or lower mid-range pianos. But the reason for this has less to do with their quality than with marketing: Laminated soundboards are a feature still used by manufacturers to differentiate a lower-cost instrument from a higher-cost one for marketing purposes, even when the laminated one might arguably be better. If you’re shopping in the entry-level price range and a piano with a laminated

soundboard meets your musical and other expectations, there’s no reason not to purchase it.

## Plates

The piano’s cast-iron plate is the gold or bronze-colored metal framework across which the strings are strung. For well over 100 years, plates have been made using the wet-sand method of casting, which works something like this: Wooden molds are made in the image of the front and back of the plate. Each mold is pressed into a tray of moist sand, thus transferring the shape of the plate to the sand. The moisture enables the sand particles to stick together to retain the impression. The two trays of sand representing the front and back of the plate are clamped together, and molten iron of a carefully controlled chemical composition is poured into the cavity created between the two impressions. When the iron cools, the trays are unclamped and removed, revealing a cast-iron plate identical in shape and appearance to the wooden molds. Although factory engineers have largely perfected this method over the years, the plates produced in this manner are quite rough, requiring a lot of sanding and finishing work, and vary slightly in dimension from plate to plate, which is less than ideal for highly automated factories that depend on uniformity.

In the 1960s, to manufacture plates that were more uniform, and faster and less costly to make and finish, Yamaha developed the Vacuum Shield Mold Process, or V-Pro. In this method, fine dry sand is used, and a thin plastic film and vacuum pressure keep the sand in place to retain the mold shape. This process produces plates that are not only more uniform, but also show decorative detail much more clearly

while requiring less finishing work.

The V-Pro method is used by a number of large Asian manufacturers, where it fits in well with their rapid, highly automated production. All smaller manufacturers, including those of the highest quality, use the traditional wet-sand method. From this it might be assumed that the wet-sand plates are superior in quality, and companies that use this method often make a point of mentioning it in their advertising. However, the reason for the difference is more likely to be one of economics than of quality—the capital costs for starting up a V-Pro plate foundry are very high, and there is not enough advantage to most piano makers to undertake this. For some large Chinese manufacturers that still use the wet-sand method, the low cost of labor to finish the rough plates outweighs the cost of building a new plate foundry. For smaller, high-end makers that might in theory employ the services of an independent V-Pro plate foundry, there is little advantage because these companies finish their plates to very high standards anyway, and the labor saved by starting with plates a little less rough is not significant. In addition, due to the aura of superiority surrounding wet-sand plates, the switch by a high-end maker to V-Pro plates might engender negative publicity that would hurt sales.

There is some talk that plates made by the wet-sand method may be less likely to steal energy from the strings, or that V-Pro plates may add some unwanted metallic sound to the piano tone, but the truth is more complicated. According to the experts I consulted, when plates are made by the wet-sand method, the moisture in the sand, when contacted by the molten iron, produces a large amount of steam. To counter the invasive effects of the steam, the plates, to retain their strength, must be made thicker


than would otherwise be the case. The V-Pro method, using dry sand—and thus producing no steam—allows plates to be made thinner *if desired*, as might be the case with an inexpensive piano. Rather than remain inert, as it's supposed to, a plate with less mass will have a greater tendency to ring in sympathy with the vibrating strings, thus causing a loss of tonal energy and creating a metallic distortion to the tone. However, if a plate is made just as massive by the V-Pro method as it would have been by the wet-sand method, these negative effects do not occur, and the V-Pro plate works just as well as the wet-sand one. Therefore, any differences between the two types of plates are more likely to be related to the price and quality of the pianos in which they're used than with the casting method per se.

### Grand Piano Rims

The wooden rim of a grand piano serves two functions: structural and acoustical. Structurally, it's the foundation to which the cast-iron plate is bolted, and as such it assists the plate in supporting the tremendous tension exerted by the taut strings. The acoustical function is less well understood. The soundboard is glued along its perimeter to a shelf formed by the inner rim of the piano case. The vibrational energy in the soundboard thus contacts the rim, and is either reflected back into the soundboard or is siphoned off into the rim, depending on the density of the wood used in the rim's construction, and on the stiffness and total mass of the rim. Dense woods and a stiff, massive rim will reflect sound energy to a greater degree, causing the sound to sustain longer, whereas softer woods and a thinner, more flexible rim will tend to absorb more energy, causing the sound to disappear sooner. This

is why most of the best grand pianos have very thick rims made of dense woods such as maple and beech. (Bösendorfer, a high-end piano, has a relatively soft, spruce rim and so may seem an exception to this rule. But spruce transmits sound well, so the tonal energy is not so much lost as spread throughout the structure, which then becomes an extension of the soundboard.) Less expensive grands may use softer woods like lauan (sometimes known as Philippine mahogany, though lighter and more flexible than true mahogany), or alternating layers of harder and softer woods.

Two things are important to note here. First, the hardness or density of

the wood in the rim has nothing to do with the rim's ability to fulfill its function of structural support. A rim made with a less-dense wood like lauan won't "fall apart" or cause the piano to go out of tune faster; the issue is strictly one of how the rim affects the tone. Second, the words *hardwood* and *softwood* are botanical terms that have little to do with how hard or soft the woods actually are. So when a piano ad touts a "hardwood rim," or a rim made from "select hardwoods," chances are that the woods involved are not very hard at all; if they were, the ad would likely name the actual species of wood instead of hiding behind such general and potentially deceptive terms. 

## TO THE PIANO TUNER

by RICHARD LEHNERT

*From the hall's long safety*

*I hear*

*as with small struck fork*

*you coax the black hulk back*

*to the taut consonance*

*from which all things lapse*

*It's years since we spoke*

*and life being too long*

*a man less rigid than I might*

*long ago have settled for*

*the flimsy ease of friendliness*

*In the slowly filling hall*

*you perform this recital*

*of an even-temperedness*

*I could not hear then*

*or now or any year*

*In these sharpened flats*

*these discords slowly narrowed*

*shut*

*I want a lesson in any key*

*for how can I have learned*

*so little*

*that still I do not call your name*

*only watch your ashen beard*

*your smooth skull nod at keys*

*that are not teeth that do not*

*grin or grimace when deep into*

*the long body that is no body*

*you reach a narrow hand*

*and with quick wrench*

*twist another heartstring*

*tight and heartlessly true*

Richard Lehnert, *Piano Buyer's* copyeditor and the author of *A Short History of the Usual*, lives in Ashland, Oregon.



**T**o most piano buyers and owners, a piano's tone is probably its most important aspect, but also the most difficult to quantify or describe. Likewise, the shaping of the tone by the technician through the procedure known as *voicing* involves unfamiliar terminology, and techniques that are difficult for technicians to communicate to the customer. The purpose of this article, then, is to provide information about tone, voicing, and definitions of some commonly used terms so that piano owners and technicians can better communicate with each other, and piano shoppers can make more informed buying decisions.

Voicing, or tone regulation, comprises a variety of techniques that technicians use to change a piano's tone. Most involve adjusting the hardness, density, tension, and surface of the hammer felt to produce a spectrum of tonal qualities ranging from bright to mellow. Slight repositioning of the strings may also be part of this process.

Voicing differs from tuning, which is the adjustment of the strings' tensions to produce the proper pitches. In voicing, it is the *timbre* of each note, not its pitch, that is addressed. Voicing must also be distinguished from action regulation, i.e., the mechanical adjustment of the keys and action for evenness of touch and response. However, a piano needs to be tuned and its keys and action regulated *before* being voiced because these procedures themselves clear up many tonal problems. For example, a piano can sound tinny simply because it is out of tune—something that no amount of voicing can correct. An inability to play softly may be caused by a poorly regulated action, which can make the touch difficult to control.

### Why Pianos Need to Be Voiced

Any piano's sound will gradually brighten over time, as its hammer felts are repeatedly packed down by the impact of the hammers on the strings; it will need regular voicing to maintain good tone. Since hammer felt absorbs moisture, the tone can become mellow in more humid weather, brighter in drier weather. The voicing can become uneven when some notes are played more often than others. Heavy use of the *una corda* pedal in grands also causes the voicing to become uneven. I usually do some voicing during each tuning. If this is done

consistently, the tone of the hammers will remain good until wear demands that they be changed.

Alexander Kobrin, the 2005 Van Cliburn International Piano Competition Gold Medalist, explains how an uneven tone can affect the performer. According to Kobrin, when the pianist can be distracted by notes that stick out or are weak in the scale, he or she has to remember which notes don't perform like the others. This inhibits the performance, and ultimately, the audience doesn't get the full benefit of the artist's interpretation of a piece. The student practicing on instruments with this problem will have much more difficulty performing on other instruments. Kobrin also states the need for young pianists to have a properly prepared piano for practice,



Alexander Kobrin, the 2005 Van Cliburn International Piano Competition Gold Medalist

because that is where they develop an appreciation for the quality of tone that, as future professionals or advanced amateurs, they will be responsible for producing.

## Describing Tone

Here are some terms commonly used by piano technicians, in the voicing context, to describe tone:

*Timbre* is the particular blend of harmonics in a piano's tone, or in the tone of a single note. The timbre is said to have *color* when it contains a blend of harmonics that is pleasing to the ear. The piano is said to have a *broad spectrum of tonal color* when the hammers are voiced in such a way that the timbre changes with minor differences in touch by the pianist, making accessible a broad range of timbres over the instrument's full range of volume. This is achieved by using hammers of very high quality that have been carefully voiced so that very slight increases in the speed of the hammer increase not only the sound's volume, but also, slightly, its brightness. Pianos with a broad spectrum of tonal color provide the pianist with a larger expressive range. However, producing the same degree of change in timbre for each hammer so that the voicing is even across the keyboard and throughout the piano's range of volume requires that the voicer be very skilled.

*Bright* describes tone with a concentration of higher harmonics. Bright pianos that have been properly voiced have a clear, clean, brilliant brightness that still has lots of tonal color, whereas pianos whose bright sound is a result of the hammers needing reshaping and voicing tend to lack such color. This latter, unpleasant brightness is described by terms such as *brassy*, *metallic*, *glassy*, and *tinny*. (Note that the word *sharp* is not used because it refers to pitch, not tone.) Making a piano brighter is referred to by technicians as *voicing up*.

A *mellow* tone has a stronger fundamental frequency and fewer upper harmonics. Pianos that sound mellow, but that still have articulation and color, are described as sounding *sweet*, *round*, *dark*, or *rich*; those whose mellowness is without these redeeming qualities can be described as *dead*, *dull*, *weak*, or *without power*. The latter kind of mellowness is the result of the instrument needing voicing or new hammers, or lacking in tone-producing capability for other reasons—such as worn bass strings, loss of soundboard crown, or poor scale design. Voicing pianos to be mellower is referred to as *voicing down*.

Hammers in European pianos, or by European hammer makers such as Renner and Abel, and those

in Asian pianos, are generally harder than American hammers; e.g., those in older American pianos from the early 20th century, in current Steinway (New York) instruments, and from American hammer-maker Ronsen. European and Asian hammers are traditionally voiced by voicing down, American hammers by voicing up.

*Even* and *uneven* describe how similar or different the timbre is from note to note on the same piano. The process of evening out the timbre is usually a much faster one than making a wholesale change in the instrument's tone.

*Big* describes a piano sound with greater-than-average volume and projection (power)—the qualities needed, for example, for the sound to reach the rear of an auditorium. These factors are not usually problematic in pianos in the home, but are of critical importance in a concert setting. Power is primarily a function of the instrument's size and ability to sustain, the latter being dependent on the piano's design, and the composition of its rim and soundboard. But the choice of hammer can also greatly influence sustain and therefore power, and voicing can be used to improve these characteristics in a high-quality instrument with very good hammers. With instruments and hammers of lesser quality, sustain, power, and projection should be considered inherent in the design of the instrument, and amenable to little change through voicing.

It's important to distinguish brightness from power, but they overlap, especially in the concert setting.

Concert instruments must usually be voiced brighter than home instruments in order to cut through the sound of an orchestra. Brightness can also partially substitute for power when the latter is lacking. But an overly bright instrument will lack color, and attempts to voice it down could sacrifice its power. Eric Schandall, an American technician living and working in Europe, describes the newer Hamburg Steinways as generally having a bigger sound than those of even

ten years ago: "There is a wider envelope of sound and more variety of timbre. This allows more room to voice the piano less bright and still have a big sound, not relying on brightness in place of a big sound."

Similarly, Alexander Kobrin speaks about the larger spectrum of tonal color available in a piano with a big sound, and how that affects the choice of concert instrument. In comparing two concert grands, Kobrin says he would choose the one with the bigger sound and greater tonal color for Romantic works, but one with a clean attack and less color for Classical compositions.

**Pianos with a broad spectrum of tonal color provide the pianist with a larger expressive range.**

## Voicing Techniques

Here are some of the techniques used to change a piano's tone:

*Hammer shaping, filing, and sanding*—This is the process of removing with sandpaper the grooves in the top of the hammer made by the impact of the hammer on the strings, and restoring the hammer's elliptical shape so that only the very small area of the crown at the top of the hammer strikes the string. When the grooves are very deep and wide, they not only damp the sound but also produce a louder impact noise, commonly characterized as *metallic, brassy, or even woody*.

*Mating the strings and hammers*—When a tenor or treble hammer doesn't strike its three strings simultaneously, the result can be buzzing or other odd sounds, as well as a loss of power. Mating the strings and hammers can be achieved by a combination of leveling the strings and sanding very small amounts of felt off the hammer crowns.

*Needling the hammers*—Careful insertion of needles into the hammer felt releases tension in the hammer and makes it softer, resulting in a mellower tone. Many techniques can be applied, with varying results. For example, needling the lower shoulder area can actually increase the volume of sound, while needling lightly into the crown of the hammer can make the sound sweeter on a soft blow. With older hammers that have hardened, lost tension and compression, or are excessively worn, the technician must be more cautious about making changes. Older hammers react more radically to needling, and could be very difficult to maintain at optimal levels if there is not enough felt left to work with, hastening the need for replacement.

*Hardening the hammers*—Lacquer solutions, typically thinned with solvent, can be applied to the hammer felt to increase its hardness and brighten the tone. Needling to even out the tone after the lacquer dries is then necessary. Applying lacquer is a highly skilled job for an experienced technician, who must make an informed judgment about the mixture, amount, and placement of lacquer for best results. One reason experience is called for is that using lacquer to increase a piano's power and sustain can actually make the tone worse if the tonal problem actually is in the soundboard and strings. Technicians call the adding of lacquer "building the tone"; for some manufacturers, such as Steinway, the use of lacquer is necessary to achieve the brand's traditional sound.

*Ironing* the surface of the hammer compresses the fuzzy surface and makes the hammer produce a cleaner sound. Though less common in North America, ironing



The impact of the hammers on the strings causes the hammers' striking points, over time, to become broadened, flattened, and grooved. Reshaping the hammers to restore the striking points to their original size, shape, and surface quality is an important part of the voicing process.

of hammers is still done extensively in Europe, and can add moderate brightness without the use of chemical hardeners. In some cases, ironing hammers in very humid conditions will dry them out, making the action feel lighter and restoring the tone.

Voicing an older piano in which a new set of hammers has been installed is quite different from voicing a brand-new instrument. The pre-voicing and prep of a fine new piano at the factory by a skilled voicer can take days, and the technician servicing the piano in the field encounters hammers that have already been fully prepared. However, the technician who installs new hammers in the field must possess the skills of the factory *and* field technicians to be able to set up the hammers correctly, then voice them to the customer's preferences.

## Tonal Considerations When Purchasing a Piano

I encourage customers, prior to shopping, to attend concerts and listen to high-quality recordings of the type of piano music they typically play in order to establish a concept of tonal aesthetics. Older voicers called it "having a sound in your ear"—that is, establishing a mental standard of what you like with which you can evaluate the tone of the instruments you encounter.

I recommend that you purchase a piano that, on the dealer's floor, sounds reasonably close to what you desire. Don't buy a piano with unsatisfactory sound based on a promise that radical changes in its voicing

## A RECENT HISTORY OF PIANO HAMMERS AND TONE

Until the mid-20th century, it was commonly accepted that pianos began life as relatively mellow instruments, brightening with playing over time. Early in the 1960s, however, there was a sea change in the perception of tone. Pianos began being made brighter in response to changing tastes and larger concert halls. Dealers found that the piano-buying public was easily impressed with the very bright-sounding pianos they were starting to import from Japan. Individual tastes always come into play, but in general, the pianos desired for concert work were getting brighter, too.

“There is a limit to how bright a piano can be and still be controllable and musically beautiful,” says piano technician Eric Schandall, “and we’ve gotten to that point over the last 40 years. Although there are still differences in tonal tastes, the pendulum has swung toward a more moderate brightness in the way hammers are made, and in how they are voiced, too.”

Ed Foote, piano technician at Vanderbilt University, has had years of experience in the Nashville recording industry. He feels that the tonal palette has been narrowed by overly bright pianos. (Foote recalls adding lacquer to the hammers of a brand-new, already-bright Yamaha C7 grand to get a colorful, aggressively bright sound that “sold a million records.”) He sees the current trend as slowly moving away from excessive brightness, with pianists finding that a piano can have a bigger sound, a wider range of dynamics, and more colorful tone without sounding too harsh.

Ron Coners, Steinway’s Chief Concert Technician, notes that in the last several years the density of the hammer felt in Steinway models B (7’) and D (9’) has been increased, resulting in more robust power without increasing the impact sound. He says that this change has allowed the voicer to get a bigger sound from the hammers without adding much lacquer. Coners explains that using less lacquer increases the body of the tone, and introduces fewer unwanted elements to the sound that must then be voiced out. This makes it easier

to maintain the bank of Steinway concert grands while still catering to artists’ individual tastes.

The hammers of older American pianos from the mid- to late 20th century tend to contain a lot of chemical hardeners, and today these pianos are likely to need new hammers in order to produce a good sound. Many technicians have been urging hammer makers to recapture the hammer and sound qualities of the early 20th century, and to use the most recent technical advances to get better tone from hammers. Hammer makers know a lot more than they did 40 years ago, and now produce a variety of hammers that don’t rely on glassy brightness.

For a number of years, Dale Erwin, of Erwin Piano Restoration, in Modesto, California, has been working closely with Ronsen Piano Hammer Company president Ray Negron and the Wurzen Felt Company of Germany to take advantage of Wurzen’s restoration of the original process for producing its famous Weickert felt. Erwin has been a proponent of developing a softer, more resilient hammer to recapture the classic, early 20th-century American piano sound, which, he says, will bring out the true tonal potential of rebuilt instruments from that era. Erwin says that high-quality felt is the basis for good hammers and the production of tone color. Negron is quick to point out, however, that even with the highest-quality materials, the machinery and processes used to make the hammers can radically affect the final product.

The same caution should be applied to the early Asian imports from the 1960s through the ’90s, which can have excessively hard hammers that don’t respond to traditional voicing techniques. The good news is that technicians such as Erwin are reporting great results with new, softer hammers on those instruments, too.—S.P.

*For a more in-depth look at the historical evolution of piano voicing, with links to recordings on YouTube, check out our [online article](#) on the subject.*



The hammers are reshaped, and their grooves removed, with sandpaper paddles and strips. The density of the hammer felt, and the forces of tension and compression within the felt, can be adjusted by a variety of procedures, including (shown here) pricking the felt with voicing needles.

will make it sound good in your home. It's true that the tone will be different in your home due to differences in environment; e.g., carpeting and drapery instead of the dealer's hardwood floor and bare walls, as well as the rooms' different sizes. But you're buying a piano whose tonal goal has been established by the manufacturer and has been built to that standard; you shouldn't expect anything more than minor voicing in the home to even out the tone or make small changes in its brightness. If a greater change in the instrument's tone *is* attempted, it may well not be effective.

There's one exception to this: A large piano can, within reason, be voiced to sound good in a smaller

space (though the opposite is unlikely to be true). I have many clients with 9' grands in their living rooms, and many piano studios in universities have one or two 7' grands in rather small spaces. The concern that a piano that large will be too loud can be alleviated by regulation and judicious voicing.


The above notwithstanding, it's probably best to err a little on the mellow side when purchasing a new piano. The really bright-sounding piano in the showroom will get only brighter with time. It's easier to maintain the tonal quality of hammers that start out mellow because, eventually, they will naturally brighten with use to the desired level, and will tend to stay at that level longer.

Overly bright hammers will require more voicing maintenance over time, and in extreme cases, can be responsible for broken strings.

The better the piano, the more voiceable its hammers and the more malleable its sound. Manufacturers have to make decisions about materials as they increase or decrease the quality of the product to meet various price points. The hammers in the least expensive models just won't produce the quality of sound heard from the more expensive instruments. This can make separating a piano's voicing issues from its tonal potential much more challenging for the consumer.

In addition, because tone depends not only on the quality and voicing of the hammers, but also on the other sound-producing parts of the instrument (such as the rim, soundboard, and bridges), one should have realistic expectations about smaller, less expensive pianos. No amount of voicing will make an entry-level grand sound like a 9' concert grand. And because hammers tend to revert to their originally designed tone, scaling deficiencies in older or smaller models that may have been hidden by careful voicing may return as harsh changes in tone when the voicing deteriorates, exposing awkward transitions in the scale.

Following purchase of a piano, it should be ready for touch-up voicing and regulating after having been played for 50 to 100 hours, depending on repertoire and on how much playing and touch-up it received in the store before purchase. After that, the tone and voicing will evolve throughout the life of the hammers.

Choose a technician experienced in voicing your particular brand, especially for performance-quality instruments. Many manufacturers have specific tonal goals for their instruments, and technicians who regularly work with those brands' hammers are more attuned to their expectations—and the expectations of the client who has chosen that brand based on its tone. 

Over the past 35 years, piano technician **Sally Phillips** has worked in virtually every aspect of the piano industry: service, retail, wholesale, and manufacturing. In her role as a concert-piano technician, she has tuned and prepared pianos for concert and recording work in such venues as Town Hall, Alice Tully Hall, and the Kennedy Center, and for such orchestras as the Cincinnati Symphony, the BBC Concert Orchestra, and the Vienna Philharmonic. At present, Phillips lives in Kentucky and works throughout the southeastern U.S. She can be contacted at [sphillips@hotmail.com](mailto:sphillips@hotmail.com).

## ONLINE RESOURCES



### Alexander Kobrin Talks About Piano Tonal Aesthetics

This conversation with pianist Alexander Kobrin, Van Cliburn International Piano Competition Gold Medalist, was held in Legacy Hall, at the Schwob School of Music of Columbus State University, in Columbus, Georgia. Working with Alex over the past several years has been particularly gratifying for me because, although he is not a technician, his attention to the technical details of piano preparation are so refined. For this video, we talked at length about, among other things, how the preparation and tone of a piano affect the pianist's ability to convey his or her interpretation of the music. As Alex puts it, "We tell all the stories of the pieces with the tone."



### Voicing Sound Samples

Many piano owners are unaware that a piano's tone can be changed by replacing the hammers or by adjusting the consistency of the hammer felt (voicing). The sound samples in this video demonstrate the difference between the tone of an old hammer and that of a new one, or of an old hammer that has been voiced. Note the distorted impact sound of the old hammers, and hear the improvement in tone when an old hammer is filed, ironed, and/or needled. Then listen to the gradual improvement in tone as the new hammers are voiced. Cleanliness of tone and accuracy of tuning are both affected by filing, and by the fit of the hammers to the strings—details that can make an enormous difference in a piano's tone.



### The Historical Evolution of Piano Voicing

I present here, via YouTube, samples of piano tone that reflect the varied voicing and tonal preferences of concert pianists. As this chronological survey will show, over the last hundred years, with changes in both musical tastes and the materials available to piano manufacturers, voicing and tonal preferences have changed—mostly toward a brighter sound, but also, more recently, toward a more full-bodied clarity than that produced by the greatly hardened hammers of the 1960s through the '90s.

**H**ave you noticed that your newly purchased piano doesn't sound quite the same as when you tried it in the showroom? The difference you notice between showroom and home may stem from the acoustics of the room in which the piano is placed. Not all problems with piano tone are best solved by voicing the instrument—it may be your *room* that needs voicing. Some of the factors that can significantly affect the sound of your piano room are: the size of the room, including ceiling height; the sound-absorbing and -reflecting materials in the room, which give it its reverberant character; and the number and orientation of objects in the room, which affect how sound is scattered or diffused.

### *Making the Distinction Between the Piano and the Room*

It's important to distinguish between acoustical problems caused by the piano and those caused by the room. For instance, a problem of too much loudness is often caused by a piano that is too large for the room. This can be best addressed at or close to the piano, rather than by increasing the amount of sound-absorbing materials elsewhere in the room. On the other hand, such problems as harshness of tone, excess lingering sound, and hot and dead spots, can often be attributed to the room. Many of the following suggestions for loudness control or other acoustical adjustments are easily reversible; experiment with some of these before making more permanent changes to your piano or room.

### *Reverberation*

*Reverberation* refers to the persistence of sound within a space after the source of the sound has stopped. Such prolongation of sound can help give music the qualities of blending, lushness, fullness, and breadth. Too much reverberation can make the music muddy and indistinct, and the buildup of reverberant sound can make the piano sound too loud. When there is too little reverberation, the room is said to sound “dry” or even “dead”; to compensate for this, the pianist might feel the need to overplay to achieve a lush, musical sound. In general, the larger the cubic volume of the space, the longer the reverberation time; the smaller the cubic volume, the shorter the reverberation time. The more sound-absorbing materials

in the space, the shorter the reverberation time; the fewer such materials, the longer the reverberation time. The length of reverberation is a matter of personal preference. Some pianists like having the room reverberation be part of the sound of their piano playing; others prefer keeping the sound of the room to a minimum, enjoying primarily the clear sound of the piano as modulated by their technique.

### *Hot or Dead Spots*

Hot spots and dead spots are places in the room where certain frequencies or notes, though played with the same force, stand out more than other frequencies or notes. Problems of this type are best solved by installing sound-scattering objects: bookcases, furniture, wall



hangings, and so forth. Reorienting the piano or moving it slightly can also help.

Below are ten ways to mitigate problems in piano sound other than by voicing the instrument, beginning with some relatively simple things to do nearby the piano itself:

### **1** *Buy a piano that's the right size for the room.*

The first and best way to avoid problems with room acoustics is to buy a piano that's the right size for the room. Too large a piano can overload a room with sound, while one that's too small may not be heard equally well in all parts of the space. A rule of thumb: Assuming a ceiling height of eight feet, the combined lengths of the four walls should be at least ten times the length of a grand piano or the height of a vertical. However, it's not always possible to follow this advice—in many cases, the purchase decision will be dictated more by musical needs or budget than by room size. A small piano, for example, may have performance problems inherent to the instrument's size, such as poor bass tone or an unresponsive action, even when it's the right size for the room. Or, if you're longing for a large grand's growling bass, be aware that, even though such a piano is perfectly capable of producing that sound, your room may not be able to support it.

When the piano's size is not a good match for the room, try voicing the piano, or experimenting with one of the following tips:

### **2** *Move or reorient the piano within the room.*

Most rooms have three pairs of parallel surfaces: two sets of opposing walls, and the ceiling and floor. Parallel surfaces tend to produce standing waves—certain frequencies that sound much louder than others at some points in the room, but that are virtually inaudible at other points. Moving the piano away from room corners and partway along the length of a wall, and/or turning it at an angle this way or that, can sometimes mitigate this problem. You'll have to experiment, listening at different places within the room. Remember that the piano's sound when you sit at the keyboard will be different from its sound elsewhere in the room.

### **3** *Use a piano cover to directly reduce loudness.*

Typical cloth string covers designed for grand pianos—that is, covers that lie directly on the strings—will only marginally reduce sound volume, especially if they have only a single layer of cloth. Most reports say that thin string covers are effective only for the highest notes, to take the edge off the sound. Thicker, sound-attenuating

string covers, custom-made for a particular model of grand piano, work better. An even more effective mute for a grand would be a full-size, quilted cover that reaches the floor. However, this will require closing the lid completely and placing the music rack atop the cover—though unattractive, in some situations this is the only practical way to reduce excess loudness. For a vertical piano, a blanket or section of carpet can be attached to the piano's back.

### **4** *Place sound-absorbing material inside the piano, between the soundboard and the wooden structural support beams.*

You may be able to drastically reduce a piano's loudness by inserting blankets or foam rubber blocks between a grand's soundboard and its wooden case beams, or between a vertical's soundboard and wooden posts. One possibility is to purchase the foam in sheets and cut shapes to fit. Your piano technician may have experience in doing this, and may also be able to help you avoid damaging the soundboard or creating the buzzes that can accompany this technique—ask for pointers. This method of loudness control won't be possible if you have a grand outfitted with a humidity-control system or an electronic player-piano system.

### **5** *Place a rug under a grand piano to absorb sound.*


The sound of a grand piano is sent out into the room via the lid, which is propped up at an angle on the stick—and by a considerable reflection by the floor of sound emanating from the underside of the soundboard. If your floor covering is a sound-reflecting material such as wood, stone, or tile, the loudness can be greatly reduced by placing a rug under the piano. To absorb even more sound, place a thick pad under the rug. Experiment with the size of the rug or carpet and its orientation under the piano. Other, more temporary solutions: place a dog bed or a collection of throw pillows under the piano.

### **6** *Place objects under a grand piano to scatter sound.*

Perhaps you don't want to absorb the sound coming out of the bottom of your grand piano, but just want to disperse it more evenly throughout the room. The space under a grand can be used for storage chests, plants, knickknacks, and the like.

Let's say you've tried some or all of these steps; you've noticed some improvement, but not enough. Here are some more advanced treatments for the room itself.





Moving the piano away from room corners and partway along the length of a wall, and/or turning it at an angle this way or that, can sometimes mitigate acoustic problems. Experiment and listen at different places within the room. If your floor is a sound-reflecting material, the loudness can be greatly reduced by placing a rug under the piano.

## **7** *Cover or expose hard wall and/or window surfaces.*

Glass tends to reflect high-frequency sound, while allowing lower frequencies to pass right through, never to return. A room with a lot of exposed glass will often sound harsh and bright, as it accentuates the treble notes. Covering these windows can help to absorb higher-frequency sound energy and thus restore the balance of bass and treble. Heavy fabric such as velour, sewn into gathers, works best to absorb sound. Sheer, semitransparent fabrics are much less effective, but can have subtle acoustical effects, if that's all that's required, and can be used to “fine-tune” the room.

Large areas of exposed bare walls and ceiling can produce a similar effect as glass, but are more effective at preserving bass energy. In a room that sounds too muddy—i.e., it makes music sound indistinct—sound-absorbing wall coverings such as tapestries, or hanging rugs, might be worth a try. Also available are fabric-wrapped, sound-absorbing panels that will work well in homes, though their “professional” look lacks the personal touch of one's own home furnishings.

In a space with high ceilings, hanging banners, flags, or other materials from the ceiling can cut down on reverberation.

Be aware that most household sound-absorbing materials do not work very well below about 200 Hz (about

middle C). If your acoustical problem occurs below this frequency, look to other techniques or materials to solve it, including professional acoustical materials designed specifically to address low-frequency sound.

## **8** *Add or remove upholstered furniture and other sound-absorbing objects.*

Adding sofas, pillows, upholstered chairs, carpets, and other sound-absorbing décor can reduce excess reverberation and loudness, and removing such objects will increase them. Even placing cloths over coffee and side tables will cut down the reflection of sound just a little bit. Plush, overstuffed furniture produces the greatest sound-absorbing effect. Upholstered furniture of leather, wood, or metal has less effect.

## **9** *Add or remove sound-scattering wall hangings, objects, and furniture.*

Be careful not to add *too* many sound-absorbing objects to the room—it's possible to go too far, making the room sound too dead, dry, or soft. Sometimes you don't want to absorb sound—you merely want to scatter or diffuse it more evenly about the room. The sound will then be more natural and less “hollow” without necessarily losing reverberation and loudness. In scattering sound, your goal is to use objects both large and small with complex

Get a  
**FREE ISSUE**

Chock full of inspiration,  
indispensable information, and  
practical tips, *Making Music*  
is the perfect resource.



Call 1-800-724-9700 ext. 116 or visit  
[www.makingmusicmag.com/SimpleTEC](http://www.makingmusicmag.com/SimpleTEC)

If you like it, your subscription will continue  
with five more issues **for only \$14.95**  
(six in all for one full year).

*Making Music* is packed with exclusive content you won't find in any  
other music magazine, including:

- ✓ Tips and tutorials for players of virtually every instrument—from piano to guitar to trumpet.
- ✓ Reviews of the latest music instruments, electronics, products, and books.
- ✓ The latest medical research into the benefits of making music.



Scan this to  
link to the  
current issue  
overview  
video.



**Making Music**  
[www.makingmusicmag.com](http://www.makingmusicmag.com)

shapes to break up large expanses of flat surfaces. Again, some experimentation is in order. Examples of sound-scattering objects are bookshelves (not too full), tables, chandeliers, room-dividing screens, and sculpture. Designing a space with ceiling beams can also scatter sound.

You've tried everything! Below is one last word of advice.

## **10** *Hire a professional.*

Some of the acoustical phenomena described here can be confusing to the untrained. Even worse, some problematic combinations of piano and room may have more than one of these problems. If you've tried everything and still don't hear an improvement, consider seeking expert help from a piano technician or a room-acoustics consultant (acoustician). Such professionals may be able to help you design or furnish the space for the best sound, suggest appropriate acoustical materials, and direct you to local suppliers for those materials.

**Chris Storch, RPT**, is an acoustician with 20 years' experience in the areas of architectural acoustics, noise and vibration control, and environmental noise abatement. Some of the more prominent projects on which he has consulted include Verizon Hall, in Philadelphia; Sibelius Hall, in Lahti, Finland; LG Arts Center, in Seoul, South Korea; and Fox Cities Performing Arts Center, in Appleton, Wisconsin. Storch is a 2009 graduate of the Piano Technology program at the North Bennet Street School, in Boston. He tunes and services pianos in the Boston area, and conducts research in piano acoustics in his spare time. He can be reached at [chrisstor@aol.com](mailto:chrisstor@aol.com).

“I like the Ritmüller pianos, and think that the transformation of the Ritmüller line over the last few years has been

one of the more authentic and musically successful changes in the piano industry.”

~ *Publisher and Editor of pianobuyer.com, the world's #1 piano ranking site, and "The Piano Book," Larry Fine*

We're proud of the continuing accolades from *Piano Buyer*, including the selection of our pianos as "staff favorites" and "hands-down favorites in this category." Quality components, fine craftsmanship and the latest music technology, are the hallmarks of every piano we build. To learn more, visit [RitmullerUSA.com](http://RitmullerUSA.com).

*Ritmüller*  
Since 1795

Guangzhou Pearl River Piano Group Co., Ltd. Distributor in North America: GW Distribution, LLC. (845) 429.3712





A PIANO MAY LOOK large and imposing, but there is a great deal inside it that is delicate, and sensitive to both use and environmental changes. You have made a considerable investment in the instrument and now should protect that investment, as well as maximize your enjoyment of it, by properly caring for it. For most pianos in good condition receiving moderate use in the home, a budget of \$300 to \$500 per year should suffice for normal service.

If you bought the piano from a commercial seller, your first service will probably be a few weeks after delivery, by a technician associated with the seller. If you bought a used piano from a private seller and do not have a trustworthy recommendation to a technician, you can find the names of Registered Piano Technicians (RPT) in your area from the website of the Piano Technicians Guild (PTG), [www.ptg.org](http://www.ptg.org). To become an RPT, one must pass a series of exams, assuring at least a minimum level of competence in piano servicing.

The following are the major types of service a piano needs on a regular

or semi-regular basis. More information can be found in *The Piano Book*.

### Tuning


Pianos go out of tune mostly because of seasonal changes in humidity that cause the soundboard and other parts to alternately swell and shrink. This happens regardless of whether or not the piano is played. Pianos vary in their responsiveness to fluctuations in humidity, but the variance is not always related to the quality of the instrument. People also differ in their sensitivity to tuning changes. New or newly restored pianos should be tuned three or four times the first year, until the strings are fully stretched out. After that, most pianos should be tuned between one and three times per year, depending on seasonal humidity changes, the player's sensitivity, and the amount of use. Pianos that receive professional levels of use (teaching, performance) are typically tuned more often, and major concert instruments are tuned before each performance. A regular home piano tuning typically costs between \$100 and \$200. However, if the piano has not been tuned regularly, or if it has undergone a large change in pitch, additional tuning work may be required at additional cost.

### Regulation

Pianos also need other kinds of service. Due to settling and compacting of numerous cloth and felt parts, as well as seasonal changes in humidity, the piano's action (key and hammer mechanism) requires periodic adjustments to bring it back to the manufacturer's specifications. This process is called *regulation*. This should especially be done during the first six months to two years of a piano's life, depending on use. If it is not done, the piano may wear poorly for the rest of its life. After that, small amounts of regulating every few years will probably suffice for most pianos in home situations. Professional instruments need more complete service at more frequent intervals.



A piano has over 200 strings, each of which must be individually tuned.



The thousands of parts in a piano action need periodic adjustment, or **regulation**, to compensate for wear and environmental changes.



## Voicing

Within limited parameters, the tone of a piano can be adjusted by hardening or softening the hammers, a process called *voicing*. Voicing is performed to compensate for the compacting and wear of hammer felt (which causes the tone to become too bright and harsh), or to accommodate the musical tastes of the player. Voicing should be done whenever the piano's tone is no longer to your liking. However, most piano owners will find that simply tuning the piano will greatly improve the tone, and that voicing may not be needed very often.

## Cleaning and Polishing

The best way to clean dust and finger marks off the piano is with a soft, clean, lintless cloth, such as

cheesecloth, slightly dampened with water and wrung out. Fold the cloth into a pad and rub lightly in the direction of the grain, or in the direction in which the wood was originally polished (obvious in the case of hand-rubbed finishes). Where this direction is not obvious, as might be the case with high-polish polyester finishes, rub in any one direction only, using long, straight strokes. Do not rub in a circular motion, as this will eventually make the finish lose its luster. Most piano manufacturers recommend against the use of commercially available furniture polish or wax. Polish specially made for pianos is available from some manufacturers, dealers, and technicians.

To clean the keys, use the same kind of soft, clean cloth as for the finish. Dampen the cloth slightly with



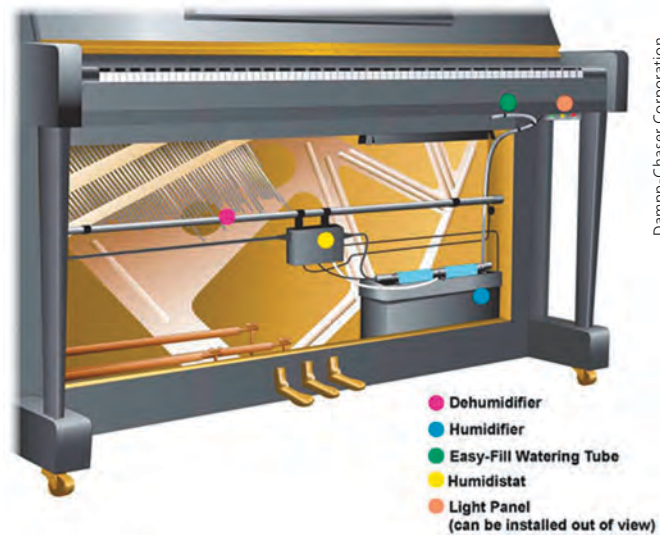
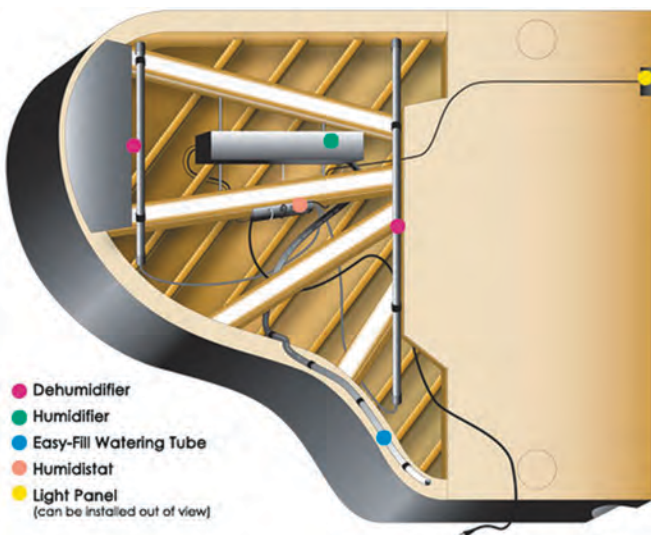
**Randy Potter School  
of Piano Technology**

*Offering a complete course for  
beginning and intermediate students  
in piano tuning, repairing, regulating,  
voicing, apprentice training and  
business practices*


Randy Potter School of Piano Technology, Inc.  
61592 SE Orion Drive  
Bend, OR 97702 USA

[www.randypotterschool.com](http://www.randypotterschool.com)  
541.382.5411 FAX 541.382.5400

water or a mild white soap solution, but don't let water run down the sides of the keys. If the keytops are made of ivory, be sure to dry them off right after cleaning—because ivory absorbs water, the keytops will curl up and fall off if water is allowed to stand on them. If the black keys are made of wood, use a separate cloth to clean them, in case any black stain comes off (not necessary for plastic keys).



Damp-Chaser Corporation



## AUTOMATIC

# Piano Humidity Control

*Now, keep your piano better  
in tune between tunings and  
prevent deterioration.*

*Piano*  
**LIFE SAVER SYSTEM**<sup>®</sup>

MADE IN USA SINCE 1947

[www.pianolifesaver.com](http://www.pianolifesaver.com) • 800.438.1524

Click here for **Celebrities** who own our System

Dust inevitably collects inside a piano no matter how good a house-keeper one is. A piano technician can safely vacuum up the dust or otherwise clean the interior of the piano when he or she comes to tune it.

### Humidity Control

Because pianos are made primarily of wood, proper control of humidity will greatly increase both the life span of the piano and your enjoyment of it. A relative humidity of 42% is sometimes cited as ideal for a piano, but any humidity level that is relatively constant and moderate will suffice. Here are some common steps to take to protect your piano from fluctuations and extremes of humidity:


- Don't place the piano too near radiators, heating and cooling ducts, fireplaces, direct sunlight, and open windows.
- Avoid overheating the house during cold weather.
- Use air-conditioning during hot, humid weather.
- Add humidity to the air during dry weather with either a whole-house humidifier attached to a central air system or with a room humidifier. Room humidifiers, however, have to be cleaned and refilled frequently, and some make a lot of noise. If you use a room humidifier, don't place it too near the piano.

Instead of the above, or in addition to it, have a climate-control system installed in the piano. They make no noise, require very little maintenance, and cost \$350 to \$500 for a vertical piano or \$400 to \$600 for a grand, ordered and installed through your piano technician or piano dealer. The illustrations on the previous

# Avoid A Sour Note

- Honest, Ethical Advice Before You Buy.
- Professional, Quality Piano Service After.

Find a Registered Piano Technician at  
[www.ptg.org](http://www.ptg.org)



**REGISTERED  
PIANO  
TECHNICIAN<sup>®</sup>  
PIANO TECHNICIANS GUILD**

# DO WHAT YOU LOVE EVERY DAY

NORTH BENNET ST. SCHOOL

## PIANO TECHNOLOGY TRAINING

The piano technology programs at North Bennet Street School attract students who share a passion for tonal beauty, problem solving and mechanics.

BOSTON, MASSACHUSETTS || NBSS.EDU

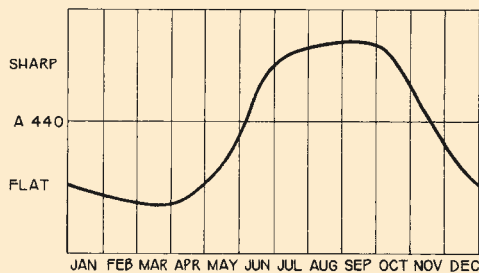
## WHEN SHOULD I HAVE MY PIANO TUNED?

When to tune your piano depends on your local climate. You should avoid times of rapid humidity change and seek times when the humidity will be stable for a reasonable length of time. Turning the heat on in the house in the fall, and then off again in the spring, causes major indoor humidity changes, and in each case it may take several months before the piano's soundboard fully restabilizes at the new humidity level.

In Boston, for example, the tuning cycle goes something like that shown in the graph. A piano tuned in April or May, when the heat is turned off, will probably be out of tune by late June. If it is tuned in late June or July, it may well hold its tune until October or later, depending on when the heat is turned on for the winter. If the piano is tuned *right* after the heat is

turned on, however, say in October or November, it will almost certainly be out of tune by Christmas. But if you wait until after the holidays (and, of course, everyone wants it tuned *for* the holidays), it will probably hold pretty well until April or even May. In my experience, most problems with pianos in good condition that "don't hold their tune" are caused by poor timing of the tuning with the seasonal changes.

Note that those who live in a climate like Boston's and have their piano tuned twice a year will probably also notice two times during the year when the piano sounds out of tune but when, for the above reason, it should probably *not* be tuned. The only remedies for this dilemma are to have the piano tuned more frequently, or to more closely control the humidity.



The pitch of the piano in the tenor and low treble ranges closely follows the annual cycle of indoor humidity. The graph shows how a typical piano in Boston might behave. Most areas of the country that have cold winters will show a similar pattern.

page of the Damp-Chaser climate-control system show how the system's components are discreetly hidden inside the piano. For more information about these systems, see [www.pianolifesaver.com](http://www.pianolifesaver.com).

Another solution to the humidity-control problem is **Music Sorb**, a non-toxic silica gel that naturally absorbs excess moisture from the air during humid times and releases it during times of dryness. It comes in packets or pouches sold through piano technicians. Enough for a single piano costs \$65 to \$70 and must be replaced once a year. Music Sorb probably won't control humidity changes in the piano quite as well as a Damp-Chaser system, but may suffice in less severe climates, or in situations where plugging in and maintaining such a system is out of the question—or until the piano owner can afford the larger initial outlay of funds required for the system. 🎹

**BENCH WORLD**  
**BENCHWORLD**  
 PIANO BENCHES & ACCESSORIES

1800-326-0577  
 SALES@BENCHWORLD.COM  
 WWW.BENCHWORLD.COM



## Benches

In all likelihood, your purchase of a new piano will include a matching bench. Benches for consumer-grade pianos are usually made by the piano manufacturer and come with the piano. Benches for performance-grade pianos are often provided separately by the dealer.

Benches come in two basic types: *fixed-height* or *adjustable*. Consumer-grade pianos usually come with fixed-height benches that have either a solid top that matches the piano's finish, or a padded top with sides and legs finished to match the piano. The legs on most benches will be miniatures of the piano's legs, particularly for decorative models. Most piano benches have music storage compartments. School and institutional-type vertical pianos often come with so-called "stretcher" benches—the legs are connected with wooden reinforcing struts to better endure heavy use.

Both solid-top and padded benches work well. The padded benches tend

to be a little more comfortable, especially for those who have little natural padding of their own. They tend to wear more quickly, however, and are subject to tearing. Solid-top benches wear longer but are more easily scratched.

Adjustable benches are preferred by serious players who spend hours at the piano, and by children and adults who are shorter or taller than average. The standard height of a piano bench is 19" or 20". Adjustable benches typically can be set at anywhere from about 18" to 21". By adjusting the bench height and moving it slightly forward or backward, one can maintain the proper posture and wrist angle to the keyboard.

High-quality adjustable benches have a very heavy steel mechanism—so strong you could almost use it as a car jack! The duet-size bench (seats two) weighs well over 60 pounds. These benches are made of hard rock maple and come in most leg styles and finishes. The deeply tufted tops

come in a heavy-duty vinyl and look like leather; tops of actual leather are available at additional cost. Both look great and wear well. The best ones, such as those made by Jansen, are expensive (\$500 to \$750) but are built to last a lifetime. Over the past few years, lesser-quality adjustable benches have come on the market. While these benches are adjustable within a similar range, the mechanisms aren't as hardy. They may be fine for light use, but most will not last nearly as long as the piano. A new style of adjustable bench, with steel legs, may be useful in high-use institutional settings.

A new type of adjustable bench on the market contains a hydraulic or pneumatic mechanism for raising or lowering the seat. There are different versions, but a typical one uses two nitrogen-gas cylinders, one on each side, and is good for 30,000 up-and-down cycles. The bench can be adjusted quickly and effortlessly by means of a handle on the side of



Padded Bench



Wood Top Bench



Adjustable Bench with Steel Legs



Adjustable  
Artist Bench



Stretcher Bench



Hydraulic Bench



player. In many homes and institutions, however, this is not feasible. In those instances, a piano lamp may well be the answer.

Piano lamps fall into two major groups: floor lamps and desk lamps. Floor lamps arch over the piano and hover over the music rack, while desk lamps sit directly on the piano or are attached to the music rack itself. Desk lamps are subdivided into three groups: a standard desk lamp that sits atop a vertical piano directly over the music rack; a “balance-arm” lamp that sits off to the side on a grand piano’s music desk and has a long arm that hovers over the music rack; and a clip-on lamp that attaches directly to the music rack itself (see illustrations).

Piano lamps come in a variety of qualities, sizes, styles, finishes, and bulb types. The better ones are usually made of high-quality brass, while the least expensive are often made of very thin brass or are simply brass-plated. The light from incandescent-bulb lamps tends to be a tad harsh, but the bulbs are less expensive than those for fluorescent lamps, which, though pricier, emit a softer light.

Piano lamps are available through

the bench. This can be an advantage to players whose wrists are easily fatigued by turning the knob of the traditional or standard type of adjustable bench, or for musicians who need to make height adjustments quickly and silently during a performance. These benches can also usually be set higher than the traditional kind. Most hydraulic or pneumatic benches are very stable, with metal legs (see photo), avoiding the wobbliness that can sometimes afflict four-legged wooden benches. Standard models range in price from \$500 to \$900; fancier versions, on which the metal is covered by wood, cost from \$1,300 to \$2,200.

Legs for both fixed-height and traditional adjustable benches are attached by a single bolt at the top of each leg. These bolts should be tightened anytime there is wobble in the bench. Don’t over-tighten, however, as that might pull the bolt out of the leg.

Finally, if the piano you want doesn’t come with the bench you desire, talk to your dealer. It’s common for dealers to swap benches or bench tops to accommodate your preference, or to offer an upgrade to

a better bench in lieu of a discount on the piano.

### Lamps

Having adequate lighting for the piano music is critical. It’s hard enough to learn how to read music without having to deal with a lack of illumination, or with shadows on the sheet music. The ideal solution is track lighting in the ceiling just above the

Get the Latest in LED Technology!

# BRIGHT WHITE LIGHT

Visit Our Website to find a local stocking dealer:  
[www.houseoftroy.com](http://www.houseoftroy.com)

**House of Troy**  
 1-866-431-6983  
 email: [betsy@houseoftroy.com](mailto:betsy@houseoftroy.com)

most piano dealerships as well as at lighting stores. A limited selection can also be found at The Home Depot and Lowe's.

### Accessories and Problem Solvers

Only a few accessories are used with pianos, and most are available at your local piano dealership. You might consider:

- **Caster Cups.** Caster cups are small cups that go under the wheels of vertical and grand pianos to protect the floor or carpet. They come in plastic or a variety of woods, and in clear acrylic that allows the carpet or hardwood floor to show through. If the caster cups have felt on the bottom, however, be careful, as the dye from the felt can bleed into carpeting, especially if it gets damp.
- **Piano Covers.** Used mostly in churches and schools (and homes with cats), piano covers are designed to protect the piano's finish from accidental damage, and are available to fit any size of piano. They come in vinyl or mackintosh (a very tight-weave fabric that is very water-resistant), brown or black on the outside, and a fleece-like material on the side that touches the piano. A thicker, quilted, cotton cover is available for use in locations where the piano is moved frequently or may get bumped.



- **Bench Cushions.** Bench cushions are made in a variety of sizes, thicknesses (1" to 3"), fabrics, and colors. They are also available in tapestry designs, most with a musical motif, tufted or box-edged, and all have straps to secure them to the bench.
- **Pedal Extenders.** These extension devices are available for those whose feet do not comfortably reach the pedals. Some are nothing more than a brass pedal that bolts on to the existing pedal, while others are a box, finished to match the piano, that sits over the existing pedals and has pedals with rods to operate the piano's pedals.
- **Metronomes.** Many music teachers recommend using a metronome to improve students' timing. Any piano or musical-instrument dealership will generally have a wide selection, from the solid walnut, wind-up, oscillating metronome like the

one your grandmother had on her piano, to a new, beeping digital model.

- **Grand Piano String Covers.** Wool string covers are available in a variety of colors that complement the piano's finish. When in place, they provide a reduction in sound volume, and protection against dust (and cats). Thicker sound-reduction covers and baffles are also available.
- **Lid and Fallboard Slow-Close Systems.** Raising and lowering the lid of a grand piano is frequently difficult, and can be downright dangerous. This is due to the combination of its weight, which can exceed 50 pounds, and its position, which makes it hard to reach. Enter a new product that solves at least the weight problem: Safety-Ease Lid Assist.



Safety-Ease consists of pneumatic cylinders that effectively counter-balance the weight of the lid and damp its movement so that it can be easily raised or lowered, even by a child. It mounts under the lid, between the lid hinges on the piano's rim, is finished in polished ebony to match most pianos, and requires no drilling or permanent installation. This unique system is sold and installed only by piano dealers or technicians. The installed price for small and mid-size grands is \$500 to \$600. More information is available at [www.safety-ease.com](http://www.safety-ease.com).

The fallboard (keyboard cover) can also be a danger, not so much for its weight or position, but for the swiftness of its fall and because, when it falls, little fingers are likely to be in its path. Many new pianos today come with a pneumatically or hydraulically damped, slow-close


fallboard. For those that don't, aftermarket devices are available from piano dealers or technicians.

- **Touch-Weight Adjustment Systems.** *Touch* or *touch weight* refers to the pressure required to press a piano key. Too little touch weight, or touch weight that is uneven from note to note, makes a piano action difficult to control; too much touch weight makes a piano tiring to play, and can cause physical problems for the player over time. Touch-weight problems can be caused by poor action design, worn parts in older pianos, or incorrectly dimensioned replacement parts in restored pianos.

Historically, discussions, measurements, and adjustments in this area of piano technology have been about *static* touch weight—the force needed to make a piano key just begin to move slowly downward. Less well understood, and usually ignored, has been *dynamic* touch weight—the force required to press a key in actual normal, rapid playing. Here, the rapid movement of the key creates *inertia* (i.e., the tendency of a moving mass to keep moving in the same direction and at the same speed, and the tendency of a stationary mass to remain stationary.) Unlike static touch weight, which depends on the *relative* amount and positioning of mass on either side of the key's balance point, as well as on friction, dynamic touch weight depends on the *total* amount of mass in the system. Attempts to fix problems in static touch weight by adding mass to the front or rear of the key can cause problems with dynamic touch weight by creating excessive inertia.

Until fairly recently, technicians resorted to a patchwork quilt of homemade, trial-by-error remedies

for problems with static touch weight; dynamic touch weight wasn't even on their radar. More recently, a greater understanding of touch weight has emerged, and more sophisticated techniques for solving touch-weight problems are being developed. The gold standard among these techniques is that of David Stanwood, who developed the first system for mathematically describing, measuring, and solving problems related to dynamic touch weight. His system is applied by a network of specially trained technicians who, because of the comprehensive nature of the system and the remedies it suggests, tend to use it on higher-end instruments and those undergoing complete restoration. More information can be found at [www.stanwoodpiano.com](http://www.stanwoodpiano.com).

A simpler remedy, but only for heavy or uneven static touch weight on a grand piano, is a product called TouchRail, available through piano technicians. TouchRail is a rail with 88 individually adjustable springs that replaces a grand piano's key-stop rail. The springs press gently on the keys to the front of the balance point, enabling the technician to effectively "dial in" a desired touch weight and make it perfectly even from note to note. Because it's spring-based rather than mass-based, TouchRail won't add inertia to the action system, though of course it won't cure any pre-existing problems with excessive inertia, either. Installation requires no drilling, cutting, or other permanent modification of the piano, and the rail can be removed and replaced in seconds during routine piano service, just like a traditional key-stop rail. The installed price is around \$795. See [www.pitchlock.com](http://www.pitchlock.com) for more information. 

<      ADVERTISEMENT      >

PRESS RELEASE:

**Paul Rea Joins  
HAILUN USA**

Hailun USA has appointed Paul Rea to the position of Director of Quality Control and Product Development. Rea is a master piano technician and a frequent instructor at Piano Technicians Guild technical institutes and conventions. He has served as technical director for a number of European and Asian piano manufacturers, including Petrof. Mr. Rea will be responsible for elevating the quality and consistency of Hailun pianos to match the standards associated with European instruments.

For more information, call or e-mail:  
**Vienna International / Hailun USA**  
509-946-8078  
[vienna2music@gmail.com](mailto:vienna2music@gmail.com)  
[www.hailun-pianos.com](http://www.hailun-pianos.com)



IF, AFTER HAVING READ “**Acoustic or Digital: What’s Best for Me?**,” you’ve decided on a digital piano, the next step is shopping for and selecting the right model for your needs. There are currently over 200 models of digital piano on the market. Narrowing the field requires exploring some basic issues. This article covers the needs of both entry-level shoppers and those interested in more sophisticated, feature-laden models. If you’re looking for an entry-level instrument and are just interested in learning the basics, you can read “The Starter Digital Piano” below, then skip to “Shopping Options,” toward the end of this article.

### **The Starter Digital Piano**

If nothing else, a digital piano should be able to emulate an acoustic piano in basic ways. Fulfilling this function requires features found on most digital pianos today. Some first-time buyers, however, opt for an instrument with more than just the basics, and buy a model with additional sounds and “easy-play” features.

**Matching the Player’s Needs.** Unless you expect to buy another piano in a year or so, you need to consider your long-term requirements. Who will be the primary player today? If it’s for the family, how long will it be until the youngest child has the opportunity to learn? Does Mom or Dad harbor any musical interests? If so, it’s likely that one family member or another will use the instrument for many years to come. This argues for getting a higher-quality instrument, whose advantages of better tone, touch, and features will be appreciated over time.

If multiple players will use the instrument, it needs to meet the expectations of the most advanced player. At the same time, a beginner in the family will benefit from educational

features that are of no interest to the advanced player, and still another family member may just want to fool around with the instrument once in a while. Easy-play features and software will keep these players happy—and you might be surprised how many people are enticed into learning to play as a result of these easy first steps. So, obviously, an individual player may search among a very narrow range of instruments, while a family may have to balance the needs of several people. Fortunately, the wealth of available choices can easily accommodate any combination of individual and/or family needs.

**Voices and Expanded Capabilities.** Most entry-level digitals have a few different piano voices, as well as a dozen or so other instrumental voices, such as harpsichord, church and jazz organ, vibes, and strings. These models, designed mainly to emulate the piano, are referred to as “standard” digital pianos. Many other,

slightly more expensive models, called “ensemble” digital pianos, come with expanded capabilities: all the instruments of the orchestra (and more), easy-play background accompaniments, rhythms, special effects, and much more. You might not think you need the additional capabilities of an ensemble digital, but having them can enable the beginner, as well as family members who don’t take lessons, to have a lot more fun and sound like pros with minimal practice. For an advancing player, the opportunities for musical creativity are significantly enhanced.

If at all possible, you should try at least two or three instruments in your price and style range to determine which sounds best to *you*. If you plan to use headphones in your home (yes, parents—your children can practice silently using headphones), be sure to try out the pianos through headphones, as this can make a tremendous difference in sound. (For consistency of comparison, bring your own headphones.) Sometimes the instrument’s weakest link is its built-in speaker system.

**Is a keyboard with fewer than 88 notes a viable alternative? In a word, no.**

**88-note Weighted Keyboard.** Even entry-level digitals should feel much like an acoustic piano. If you have some playing experience, you’ll want to try two or three competing models to see what feels best to *you*. None of the available models has an overly heavy touch. So-called semi-weighted keyboards, which depend on springs for their weight,



should be avoided, as they don't feel enough like an acoustic piano. Is a keyboard with fewer than 88 notes a viable alternative? In a word, no. None have a decently weighted keyboard. In addition, students who use instruments with short keyboards tend to outgrow them quickly, and suffer some degree of disorientation when taking lessons on an 88-note keyboard.

**Ease of Use.** Make sure you understand how the instrument's controls work—additional features are of little use if you can't figure out how to use them. Ask to see the owner's manual (or download it from the manufacturer's website) and make sure that it's understandable.

**Cabinet Type.** Another factor that may shape your options is where the instrument will live. Is space at a premium? Are there limited placement options? If home is a dorm room or a small studio apartment and you need to make the most efficient use of every square inch, you may opt for a portable model (not a furniture-style cabinet) that can be placed on a stand for practice and

stuck in a closet when not in use. Bear in mind that this type of design, typically called a slab, doesn't necessarily limit the quality of instruments available to you—professional stage pianos also fit into this category. Slabs generally come with a single pedal, but many have optional stands that, like an acoustic piano, have three pedals. If you do go with a stand, don't get the cheapest one you can find. These are fine for 61-note portable keyboards, but tend to wobble when supporting the greater weight of a digital piano, and may not be able to be adjusted low enough to put the keyboard at the proper height from the floor (about 29 inches to the tops of the white keys). It should be noted that *portability* is a relative term: instruments in this category can range in weight from 25 to over 70 pounds, without stand.

Another option in the entry-level category is what is variously referred to as the vertical, upright, or console digital piano. The cabinetry of these models ranges from two flat side supports with a cross member for stability, to elegant designs that would look

at home in the most posh surroundings. It's common for individual models in this category to be available in multiple finish options, including synthetic wood grain, real-wood veneers, and, on some of the better models, the lustrous polished ebony often found on acoustic pianos. Most of these models have three pedals.

If space is no problem and you love the look of a grand piano, several digital pianos are available in "baby grand" cases. Remember that, most of the time, you pay a significant premium for this look, and that few of the digital grand models actually use the additional internal space to enhance the instrument beyond the non-grand model it's based on. There are two size classes of digital grands, one about five feet long and the other closer to three feet—just long enough for the tail to curve in a quasi-grand shape.

**Additional Features.** Virtually all models of digital piano include headphone connections for private practice, and MIDI and/or USB connections that allow you to connect the instrument to a Mac or



The new PRO-88 Stage Piano

# The Golden Tone is now a Digital experience.

Authentic Acoustic Behavior® rendering  
acoustic-type behavior in the digital domain

4-Zone weighted Blüthner Grand Touch  
Keyboard with escapement

Full connectivity for home and stage:  
Stereo Line In/Out, Volume Pedal, Sustain,  
Damper, USB, MIDI In/Out/Thru

PC-Laptop, Smart and iPhone connectivity  
via Bluetooth



The new e-Klavier Pianette  
designed by Poul Henningsen

Blüthner e-Klavier video:



*BLÜTHNER* e-KLAVIER

JULIUS BLÜTHNER PIANOFORTEFABRIK GmbH  
Tel: +49 (0) 34297- 75130

[www.eklavier.com](http://www.eklavier.com)



The new e-Klavier Model 3

Control Your Mind,  
Change Your Life.



*Technology-based brainwave  
training for peak performance  
and optimal health*

**Rae Tattenbaum, LCSW**  
*Psychotherapist*

10 N. Main Street (860) 561-5222  
West Hartford, CT 06107 (866) 626-0616  
www.inner-act.com rae@inner-act.com

PC for use with a variety of music software. Other features included in many entry-level instruments are a built-in metronome, the ability to play more than one instrumental voice at a time (called *layering* or *splitting*; see “**Digital Piano Basics**”), and the ability to record and play back anything you play. While you may not be ready for a recording contract, the ability to listen to what you’re practicing is a great learning tool.

**Pricing.** Slab models start at \$500, console models at around \$1,000. Digital grands begin at about \$1,500, but the better-quality models start at around \$5,000. In each category there are many options; spending more will usually get you some combination of better sound, features, touch, and appearance.

Those who are shopping for an entry-level digital and want to keep it simple can skip the next section and go directly to “**Shopping Options.**”

## Further Considerations for More Serious Shoppers

Before reading further about shopping, I suggest that you read the two “**Digital Piano Basics**” articles, and explore the **brand profiles** and the **charts of features and specifications**, all elsewhere in this issue. There you’ll find detailed information about the features and benefits of both standard and ensemble digitals. Once you have a grasp of what these instruments can do and how they differ from one another, you’ll be able to shop with a better idea of which features and level of quality you desire, which in turn will make your shopping efforts more efficiently focused and enjoyable.

## Serious Listening

You’ve decided what type of instrument you’re looking for and how much you’re going to spend (unless, of course you hear something that just knocks your socks off, and your budget along with them). There are still a couple of last steps in preparation for the hunt.

If you don’t already have a good set of headphones, this is the time to get them. Headphones are probably the most widely used accessory for digital pianos, and it’s a sure bet that you, or another player in the house, will need them or wish the other player were using them—and they’re an invaluable tool for auditioning digital pianos. Part of what you hear when you compare instruments is the speaker system, and this is a critical element; but headphones can also isolate you from noise in the store and give you a common baseline as you go from place to place trying different instruments. Most stores have headphones available, but they’re typically low-end models, and never the same as the ones you listened to in the last store. I’ve always found it odd that people will agonize over the choice

of a digital piano, spend hundreds—frequently thousands—of dollars on their choice, and then listen to it through \$19.95 headphones. (See “**Digital Piano Basics, Part 2**” for a discussion of headphones.)

The final step is to “calibrate” your ears. Listen to recordings of solo piano. Listen to what you enjoy, be it jazz, classical, or ragtime—just listen a lot. For part of this listening, use the headphones you bought for your digital piano. This will embed in your head, as a benchmark, the sound of high-quality acoustic pianos. One of the great things about digital pianos is that if you love, say, honky-tonk piano, all you have to do is make sure the instruments you’re considering have a Honky-Tonk setting. Then you can “change pianos” at will. But for the moment, listen to the best piano recordings you can get your ears on.

When you start to audition instruments, you’ll become aware that some of what you’re hearing isn’t the instrument, or at least not what the instrument is supposed to do. Part of what you’ll be hearing is the result of room acoustics and the instrument’s placement in the showroom. If there are a lot of hard surfaces nearby—uncarpeted floors and large windows—the results will be different from what you’ll hear in a “softer” environment, such as a carpeted living room with drapes, bookshelves, and upholstered furniture. Placement in the room will also affect the sound. If you’re serious about buying a particular instrument, asking the dealer to move it to another part of the showroom isn’t an unreasonable request. Another thing to be aware of is that the voice settings of most digital pianos include some degree of reverberation. This isn’t a bad thing, but it’s worthwhile to listen to the piano voice, and any other voices that are important to you, with the reverb and all other effects



turned off. This will allow you to judge those voices without any coloration or masking from the effects.

### *Evaluating Tonal Quality*

Almost by definition, evaluating an instrument's tone is very subjective, and judging the tone of instruments that have a lot of voices can be overwhelming. Your best bet is to select the five or six instruments you think you'll use most and make them the standard for comparison as you shop. If you choose the piano on which those voices sound best to you, it's likely you'll find the others satisfying as well.

Digital pianos are really computers disguised as pianos, and the engineers who design them strive to develop a set of sounds and features unique to their brand. Like some features of a PC, many of the capabilities of digitals are hidden from view, accessible by pressing a sequence of buttons or through multi-screen menus. While the owner's manual will explain how to access these features or sounds, it's impractical for you to study the manuals of every instrument under consideration. Enter the salesperson! This is one of those instances where a well-trained salesperson can be invaluable.

Most manufacturers arrange trainings for their retailers' sales staffs, to enable them to demonstrate the relative advantages of that brand's features. Even if you're a proficient player, having a salesperson demonstrate and play while you listen can be a valuable part of the evaluation process. But remember that the salesperson is not going home with you! Don't be swayed by his or her talent—a really good player can make even a poor-sounding piano “sing.” Focus your attention on the instrument itself.

You should make sure that you get the answers to a few key questions, either through the salesperson's demonstration or your own

experimentation.

Generally, one of the instrument voices used most frequently is the piano. There is a great deal of variation in “good” piano tone. Many players like a bright, crisp sound, while others prefer a mellower tone. Some like a great deal of harmonic content, others a bell-like clarity with fewer harmonics. Whatever your preference, will you be satisfied with the piano sound of the model you're considering?

Many instruments sound slightly different as a note begins to play. For example, a flute takes a quarter of a second or so to build up enough air pressure to reach the pitch of the note, resulting in a “breathiness” to the sound. The same is true of many other wind instruments. Guitarists and other players of stringed instruments “bend” notes by varying their touch. Jazz organs often have a percussive “pop” at the beginning of the note. How well do the digital voices of the model you're evaluating emulate the actual instruments?

Even entry-level standard digitals include such effects as Reverb and Chorus. More sophisticated models have many other effects, as described in the “[Digital Piano Basics](#)” articles. Having heard them demonstrated, do you think these effects will be useful to you?

Take your time. Following the salesperson's demonstration, most dealers will let you spend time experimenting—although some may prefer that you use headphones.

### *Evaluating Touch*

Aside from sound, the most important element in the selection of an instrument is likely to be the feel of the action. Unless you're considering only digital pianos that employ an actual acoustic action (see “[Hybrid Pianos](#),” elsewhere in this issue), you'll be selecting from a variety of actions

## **IS THAT REALLY WOOD?**

In the world of the acoustic piano, wood is a critical component that affects the instrument's fundamental tonal and mechanical properties, as well as its appearance. However, wood is not a required ingredient of digital pianos. The use of wood in digitals is primarily cosmetic and structural, such as in the keybed (which supports the action) and bracing. (Exceptions, such as wooden keys, are dealt with in “[Digital Piano Basics, Part 1](#).”) The stand or cabinet may be covered with artificial wood veneer, and even if the veneer is of real wood, the furniture core is typically made of an engineered wood product such as medium density fiberboard, or MDF. A staple of the furniture industry, MDF provides a rigid, stable material of which to build all manner of long-lived products.

that all try to emulate the feel of an acoustic action. The aspect of action feel that seems to generate the most discussion is whether the touch weight is light or heavy, and which is better. This is covered in more detail in “[Digital Piano Basics, Part 1](#),” but here's the bottom line: Just as there is no single correct piano sound, there is no single correct touch weight; rather, there is a range of acceptable touch weights. If you spend the majority of your playing time with a heavy action, when you encounter an instrument with a lighter action, be it acoustic or digital, you'll play too heavily—and vice versa. The only cure is to play as many instruments as possible, as often as possible. Listen to how each piano responds and adjust your touch accordingly. You've probably driven cars with light steering and cars with heavy steering, and generally managed to avoid hitting any trees with either of them. With varied experience, you learn to adapt.

Common to acoustic and digital actions is mechanical noise. Digitals are frequently accused of having noisier actions because their sound can be reduced to a whisper or played through headphones, leaving the action noise audible, whereas the sound of an acoustic piano tends to always mask its action noise. This is not to say that some digital actions aren't unusually noisy, but to honestly compare them, you have to play them with the volume turned off. In addition to letting you compare action noise, this prevents your mind from judging the *feel* of an action based on the *tone* of the instrument.

### *New or Used?*

Because digital technology advances at a blistering pace relative to acoustic-piano technology, there is much less interest in used digitals than in used acoustics. Many of today's digital pianos eclipse the capabilities of the models of even five years ago. Combine this technological advancement with the fact that support

of older instruments may be limited—after production of a particular model ceases, electronics manufacturers are required to maintain replacement parts for only seven years—and investing in older models becomes worthy of serious second thoughts.

Owner's manuals no longer accompany many used instruments. If you find an interesting used instrument, make sure that the manual is either still with it, or is readily available from the manufacturer or on the Internet. The manual is your best tool for ensuring that everything on the instrument still works correctly. It's not simply a matter of pressing every key, button, and pedal to see that they work; to thoroughly check the instrument, you also need to know what some of the less obvious controls are supposed to do. None of this is to say that used instruments should be avoided—I've played ten-year-old digital pianos that worked perfectly. But when considering an older digital piano, extra care should be exercised.

**PIANO ART**



**The Sauter *Artes***  
*Designed by Peter Maly*

*Characteristic of the art deco style, the clearly defined lines, metal inlay, and chromed brackets of the Sauter Artes lend depth and structure to the body's glossy black finish.*

< ADVERTISEMENT >

**New HAILUN Factory  
Able to Withstand  
Magnitude-7.5  
Earthquake**

Prompted by industrial accidents in textile factories in Bangladesh, Hailun USA management formally requested confirmation of building and code standards for the newly built Hailun piano factory in Ningbo, China. Engineering documents provided by Hailun showed that the factory was built to house and operate the required piano-production equipment while withstanding an earthquake of magnitude 7.5 without sustaining any damage. Hailun employs a skilled workforce of over 1,000, who perform their duties on five floors of the new factory.

For more information, call or e-mail:  
**Vienna International / Hailun USA**  
509-946-8078  
Hailunusa@gmail.com  
www.hailun-pianos.com

### Shopping Options

Your shopping options depend on the type of digital piano you've decided to buy and the region you live in. In North America, different categories of instruments are available through different types of outlets. Furniture-style models, particularly the higher-end models manufactured by the largest suppliers, are available only through traditional bricks-and-mortar piano or full-line music retailers. The lower-priced furniture-style, slab, or stage models, and some of the less widely distributed brands, are available from a cross section of traditional bricks-and-mortar music retailers, club and warehouse chains such as Costco, consumer-electronics chains such as Best Buy, and online retailers.

Perhaps the biggest difference between shopping for digital and acoustic pianos is that you usually want to make sure you get the specific acoustic piano you played on the showroom floor. But once you've decided on a model of digital piano,

# Play What You Like *Like What You Play*

## © **LOWREY** *Virtual Orchestra* & *EASY Piano*



Lowrey's Virtual Orchestra and EASY Piano are the perfect instruments for home, studio, stage, or school. With seamless transition between Easy Play or Conventional Play Lowrey fulfills the music making needs of the beginning learner, the experienced player, and everyone in between. Features like Performer enable the player to select Pianist, Guitarist, or Full Band style settings, making Lowrey a truly versatile instrument. Lowrey Magic class compatible.

[www.lowrey.com](http://www.lowrey.com)

G A B C D E F G A B C D E



it doesn't matter if you get the one you actually tried or not. Every unit made of the same model will be identical to all other units.

Negotiating the price of a digital piano at a bricks-and-mortar retailer is no different from negotiating the price of an acoustic piano, which is discussed in "**Piano Buying Basics**," elsewhere in this issue. However, many of the simpler furniture-style digitals and nearly all portable or stage-piano models that are sold through a variety of local and online stores are virtually always sold at the same price, wherever you shop. This is due to a pricing model called minimum advertised price, or MAP, used for many categories of products. A manufacturer's or distributor's MAP is the lowest price at which a dealer is allowed to *advertise* an item. Since prices are easily compared and all retailers want an even chance to win your business, everyone advertises at the MAP. And since the MAP is typically lower than the price at which the dealer might have preferred to sell the item, the price almost never drops below the MAP. Therefore, MAP has become the standard pricing for all non-piano-dealer models of digital piano.

You should find out how warranty service is handled for the instrument you've selected—not only the terms related to coverage for parts and labor, but where the service is performed. Like acoustic pianos, most digital models available only through piano dealers have a warranty specifying in-home service; that is, the technician comes to you. Models sold outside of traditional piano stores must be brought to the technician's shop for warranty service. Ask your salesperson where the closest authorized service technician is located, or check the manufacturer's website.



## Home of the *World Famous* Piano Forums!

Piano World ([www.PianoWorld.com](http://www.PianoWorld.com)) is considered to be **the most popular piano web site in the world**. Serving up over six million page views a month to hundreds of thousands of visitors, Piano World is the place to be if you are piano enthusiast, or even if you just have a passing interest in the piano.

The Piano Forums on Piano World boast **over one million posts**, created by the more than 42,000 registered members (membership is free). The forums are actually a collection of a number of different forums, each with a particular focus, providing something for everyone.

A **comprehensive classified** section offers listings of piano dealers, tuners-technicians, restoration shops, teachers, and movers.

Piano World also owns PianoSupplies.com ([www.PianoSupplies.com](http://www.PianoSupplies.com)) an online store for **all your piano accessory needs**, including: Benches, Lamps, Cushions, Metronomes, Tuning Equipment, Moving Equipment, Party Goods, and much more!

You can see from the chart of digital piano specifications that it's not unusual for different models from the same manufacturer to have different warranty terms. It would be tempting to attribute this to differences in quality, but most often it's based on differences in anticipated use (home vs. commercial), and on marketing decisions for a given product segment. Unlike some warranties for acoustic pianos, I'm aware of no digital piano warranty that is transferable to a subsequent owner.

There are many decisions to be made when selecting a piano, digital or acoustic. But in the end, there is no substitute for playing and listening for yourself. The best anyone else can do is tell you what he or she would buy. But unless that person's

requirements exactly match your own, all you'll end up with is a piano that's perfect for someone else.

Go out and try everything you can get your hands on—and enjoy the process! 🎹

### **For more information**

If, after reading the articles in *Piano Buyer*, you still have questions about buying a digital piano, I recommend visiting the Digital Pianos—Synths & Keyboards Forum on Piano World ([www.pianoworld.com](http://www.pianoworld.com)), the premiere website for everything related to pianos and pianists. The helpful folks there have a wealth of knowledge and advice they are happy to share.

IN PART 1 OF THIS ARTICLE, we describe how a digital piano performs its most basic function—imitating the acoustic piano. We begin with tone production, then move on to controls—the keyboard and pedals—and conclude with the instrument’s audio system. In Part 2, we explore all the ways that digital pianos can go beyond simply duplicating the functions of the acoustic piano.

## Tone Production

### Sample Rate and Bit Rate

The technology now used in most digital pianos to emulate the complex tonal behavior of the acoustic piano is called *sampling*. Sampling, in its simplest form, is the process of making a digital recording of a sound for later playback. A collection of samples, such as those needed to reproduce the tone of a piano, is called a *sample set*. There are many decisions to be made in compiling a sample set for an instrument as sonically complex as a piano, perhaps the most important being the *sample rate* and *bit rate*.

The *sample rate* determines how many times per second the sound will be measured. The sound must be sampled often enough to avoid missing changes that occur between sample times. This rate, in turn, depends on the frequency of the sound being sampled. The fundamental frequency of the highest note on the keyboard is 4,186 cycles per second, or hertz (Hz). But the overtones that accompany these fundamentals vibrate at multiples of the fundamental’s

frequency, and must be properly recorded in order to accurately reproduce the tone. Fortunately, the inventors of the Compact Disc were well aware of this requirement, and long ago adopted the sampling rate of 44,100Hz for audio CD recordings.

The other decision is how finely to measure at each of those 44,100 times per second. Just as we don’t want to miss changes in the sound that occur between the times we measured it, we also can’t afford to miss the details of those changes. In digital recording, this is called the *bit rate*, or, as recording pros call it, the *bit depth*. The higher the bit rate, the

finer the detail that can be recorded. In computers, an 8-bit number represents up to 256 levels of detail, a 16-bit number can represent 65,536 levels, and a 24-bit number tops out at 16,777,216 levels. Once again, we will bow to the decision of the developers of the Compact Disc and go with the choice of a 16-bit number as our standard.

What all of this means is that, under the audio-CD standard, every second of sound sampled is measured 44,100 times at a degree of detail that can represent up to 65,536 individual levels. This one second of sample information takes up just over 86 kilobytes (KB) of memory space. Because digital piano manufacturers do not release information about their sampling standards, there’s no basis for comparison with the audio-CD standard. However, the rates stated by developers of software pianos tend to be higher than this standard, so it’s reasonable to assume that some digital piano manufacturers may exceed these rates as well.

### Looping

One interesting characteristic of a piano note is that it can sustain for several seconds, but after the first couple of seconds much of the initial complexity of the sound is gone; the remaining seconds of sustained sound go through very little change other than gradually decreasing in volume. This opens up the



Bösendorfer mic'd for sampling

Vienna Symphonic Library

possibility to save some memory space, and thus some money, by introducing a process called *looping*. Looping involves selecting a short duration of the sound that remains essentially unchanged over a period of time, and repeating it over and over at gradually reduced volume levels. Done with care, the result is barely detectable when listening intently to the sustain of one note, and becomes completely lost in the commotion when playing normally.

### ***Spatial Relations***

The notes produced by an acoustic piano have a physical point of origin in the instrument's strings, and can be heard moving from left to right as you play a scale from the left (bass) end of the keyboard to the right (treble) end. To preserve this spatial relationship, the samples in a digital piano are recorded in two-channel stereo. This feature, often called "panning," adds to the realism by physically positioning the sounds in ways similar to what is heard from an acoustic piano.

### ***Number of Notes Sampled***

Now we must decide how many notes to sample. The obvious answer would seem to be "all of them," and some manufacturers take this route. But in the interest of keeping the cost of the digital piano under control, many manufacturers seek alternatives to sampling all 88 notes.

In an acoustic piano, the tonal behavior of the longer, bass strings is different from that of the shorter, treble strings. In fact, this tonal variation goes through several changes as you play up the keyboard from the bottom. Some of these changes are due to the differences in string length, others to differences in the types and numbers of strings associated with different ranges of notes. In the lowest bass, the hammers strike a single string per note. This

string is wrapped with heavy copper wire to slow its rate of vibration to produce the proper pitch. Depending on the piano's scale design, a couple of octaves up from the bottom of the keyboard it switches to two strings per note, each wound with a lighter copper wire. Finally, by mid-keyboard, three plain-wire strings are used for each note. (Each set of one, two, or three strings per note is known as a *unison* because all the strings in a given set are tuned at the same pitch to sound a single note.) The subtle changes brought about by these different string arrangements also figure in the tonal variations we hear as we move up and down the keyboard.

But the tonal changes from one note to the next are not always noticeable; sometimes, all that changes is the pitch. It turns out that it's a fairly simple matter for the digital piano to play back a sample at a different pitch. This makes it possible to save memory space by using one sample as the basis for two or three consecutive notes. Taken too far, this would result in obvious tonal problems. But if at least a third of the notes are sampled, with careful attention to areas of the keyboard where there are more noticeable changes, these shared samples can produce a convincing, if basic, tonal progression.

### ***Sampling Dynamics***

One more source of tonal variation—the effect of dynamics (variation in volume or loudness)—must be dealt with before we move on from our basic sample set. Striking a string harder results in a larger number and greater prominence of higher overtones, which, in addition to making the sound louder, give the tone more

"edge." Currently, in all but the least expensive instruments, digital pianos use from three to five dynamic samples. As you play with varying degrees of force, the digital piano selects the closest appropriate dynamic sample for playback. Entry-level pianos that use a single sample level for dynamics also use variable filtering of a note's overtones to simulate these tonal differences, sometimes with remarkable success.

### ***Sampling Other Effects***

Many digital pianos incorporate additional types of samples aimed at capturing more of the nuance of an acoustic piano. At this time, the two most common such samples are *string resonance* and *damper effect*. As with so

many features, different manufacturers seldom use the same terms for the same effects. String resonance is related to the strings' overtones. Each of the overtones generated by a vibrating string are at, or close to, the fundamental frequencies of higher notes whose frequencies bear a mathematical relationship to the one played. This results in a weak sympathetic or resonant vibration of the strings of the related notes, and adds another dimension to the sound. (To hear this effect, slowly press the keys of a chord—for this discussion, let's make it a C chord—without actually sounding them. While holding these keys down, quickly strike and release the C an octave below the held chord and you'll hear, faintly, the sympathetic resonance of the C chord above.)

In an acoustic piano, a note's felt damper moves away from the string(s) when its key is depressed, and returns to stop their vibration when the key is released. The effect on the

**Many digital pianos incorporate additional types of samples, capturing more of the nuance of an acoustic piano.**

sound is not instantaneous; it takes a fraction of a second for the strings' vibration to stop. During this time the tone is altered as its overtones rapidly decay. Damper-effect samples are triggered by releasing a key, and add another subtle dimension to the digital piano's sound.

### **Polyphony**

Finally, we have to consider how many notes the instrument can play at once, which is expressed as its *polyphony*. A quick glance at your hands may suggest that 10 ought to be plenty. But consider what happens when you play a series of chords, or an arpeggio, while holding down the sustain pedal. Each note that continues to sustain takes up one note of polyphony. If you press the sustain pedal and play a three-note chord with both hands, then repeat those chords three more times in successively higher octaves, you will now be sustaining 24 notes. Played with layered voices (a combination of two different voices, such as piano and strings), that example would require 48 notes of polyphony. Some models of digital piano have 32 notes of polyphony, but most current models have 64 or more.

*A cautionary note:* As you delve into the specifications of digital pianos, the temptation to rank instruments based on numbers—how many notes were sampled, how much memory the sample set takes up, and so on—will be high. And the results would be highly unreliable. Designing a digital piano involves choices driven by economics (e.g., how much a model will sell for), by the intended customer's needs (beginner or professional), and, in no small part, by the engineering talent at the manufacturer's disposal. Engineering creativity, or lack of it, can turn the numerical specifications on their head, resulting in an instrument that sounds better—or worse—than its numbers would suggest.

### **Controlling Tone— The Keyboard**

Just as in an acoustic piano, the role of the keyboard is to provide the player with intimate, reliable control of the instrument's tonal resources. But just as there is no single correct tone, there is no single correct feel; rather, there is an acceptable range of touch characteristics.

### **Touch Weight**

As in an acoustic piano, the action of most digital pianos is primarily an arrangement of levers, but the digital action is far less complex and doesn't require regular adjustment. Players use a few definable criteria to judge an action. Some are easily measured, others are largely subjective. Among the most frequently debated by digital piano buyers is *touch weight*.

Touch weight is the amount of force, typically measured in grams, required to depress a key. A touch weight in the range of 50 to 55 grams is generally considered normal for an acoustic piano. The resistance offered by the key is a combination of friction and the mass of the parts being moved. Both of these factors behave slightly differently in acoustic pianos than in digital pianos. Measuring the touch weight of an acoustic piano is typically done with the sustain pedal fully depressed, which removes the weight of the dampers and reduces the force required to depress the key. The problem is, digitals don't *have* dampers, so the digital manufacturer has to decide between the higher weight the pianist will feel when the dampers are being lifted by the key, and the lighter weight when the dampers have been lifted by the sustain pedal. There is no single right answer—just design choices.

Friction is also a bigger factor in the action of an acoustic than in a digital piano. Most of the friction in an acoustic action is due to various

## **OTHER METHODS OF VOICE PRODUCTION**

Before sampling became commercially viable (i.e., affordable—when introduced, the first sampling instruments cost as much as a small house), various forms of "synthesis" were used to produce electronic music. Oscillators, filters, modulators, envelope generators, and other electronics worked together to make sounds never before heard, as well as sounds that vaguely mimicked those of familiar acoustic instruments. The classic model was Robert Moog's modular synthesizer of the late 1960s and '70s—the instrument that allowed Wendy Carlos to produce *Switched-On Bach*. Some of today's digital pianos retain the ability to modify their voices in much the same manner as these early synthesizers.

Looking at a currently emerging technology, we find a method called *physical modeling*. While modeling has been used before in software-based pianos, last year Roland released the V-Piano, the first digital piano to rely solely on this technology. More recently, Yamaha unveiled its new CP stage-piano line, which mixes modeling and sampling technologies. Modeling breaks down an instrument's sound into discrete elements that can be represented by mathematical equations, or algorithms. In the case of the acoustic piano, these algorithms represent the behavior of the primary elements that affect the tone—hammers, strings, soundboard, and dampers. Whereas in sampling, a preexisting sample is retrieved from the piano's memory, in modeling the tone is created in real time, based on a complex series of calculations. Sampling requires large amounts of memory for storing high-resolution sample sets, whereas modeling requires powerful processors to instantaneously make the many calculations needed to produce a given note.

hinge points and bearing surfaces, many of which have cloth or felt bushings. Over time, these bushings wear away or become compacted, reducing friction and the amount of force required to depress a key. Another factor is humidity. Felt and wood parts readily absorb and release moisture, effectively increasing or decreasing friction with changes in the amount of moisture in the air. Because digital actions contain far fewer felt parts and—with the exception of a few upper-end actions sporting wooden keys—no wooden parts at all, changes in friction due to wear and fluctuations in humidity are substantially reduced.

Yet another aspect of touch weight is that it varies from one end of the keyboard to the other. In an acoustic piano, the hammers are significantly heavier at the bass end of the keyboard than at the treble end, which results in heavier touch weight in the bass and lighter touch weight in the treble. Enter the *graded hammer action*: To replicate the touch weight of the acoustic piano keyboard, most digital piano actions employ in their designs the equivalent of graduated hammer weights. Rather than using 88 different weights across the span of the keyboard, which would be cost-prohibitive and of questionable value, it's common to use four different touch-weight values, each one used uniformly throughout one touch-weight zone.

### **Key Design**

Some high-end digital pianos employ wooden keys to subtly move you closer to the feel of an acoustic action. The physical properties you may detect would be a slight flexing

of the key, a difference in the mass of the key, and possibly a very slight difference in the shock absorption of wood vs. plastic when the key is depressed and bottoms out (although this is mostly masked by the felt pad under the key).

Another aspect of key design is the tactile property of the keytop material. Ivory is so prized (and missed) by acoustic piano players not for its appearance, but for the fact that it's porous, and thus offers a degree of "grip" that slick-surfaced plastic keytops don't. This grip is particularly valued when the playing gets serious and the pianist's fingers become sweaty, which typically occurs during demanding passages, when the pianist's accuracy and control are pushed to their limits. Ivory substitutes, such as Kawai's Neotex, Roland's Ivory Feel, and Yamaha's Ivorite, provide the positive properties of ivory without the discoloring, cracking, and chipping for which ivory is equally famous. Other manufacturers have since added this feature, and it's one worth considering when comparing instruments.

### **Dynamic (Velocity) Sensors**

The final aspect of the digital piano action we'll explore is how it measures the force the player's fingers apply to the keys. This is typically done using two electrical contact switches that are closed in rapid succession as the key is depressed. Alternatively, some high-end digital hybrids use optical sensors to sense the key's motion—a small flag attached to the key breaks a beam of light as it descends. However, what these sensors actually measure is not force—that is, how hard the

key is depressed—but the speed or *velocity* with which it is depressed. This is why you'll sometimes see the term *velocity sensing* in the keyboard specifications. As the key moves to the bottom of its travel, the instrument measures how much time has elapsed between the signals received from the first and second sensors. A longer time indicates that the key was traveling slowly and tells the instrument to produce a softer tone; a shorter time means a faster, harder keystroke, and thus a louder tone—it's that straightforward. Some actions employ additional switches to trigger other sample types, such as the damper effect mentioned earlier.

### **The Pedals**

Modern acoustic pianos have three pedals. Let's take a look at how they work, and how their functions translate to the digital piano.

In the common three-pedal arrangement of an acoustic piano, the pedal on the right is the *sustain pedal*. In the case of digital instruments having only one pedal, it is the sustain pedal. Some refer to this as the *damper pedal*, because its mechanical function on an acoustic piano is to lift the dampers away from the strings. On a digital piano, the sustain pedal is an electronic switch. When depressed, it tells the instrument to allow played notes to gradually decay as they would on an acoustic piano.

The most frequent question about a digital piano's sustain pedal is whether it can perform a function called *half pedaling*. The acoustic piano's sustain-pedal mechanism can move the dampers from a position of rest on the strings to a position completely clear of the strings—or anywhere in between. Between these two positions is the highly useful half-pedal position, which allows the player more control of tone and



sustain. While half-pedal capability is now commonly found on upper-end digitals, it is not always present on lower-priced instruments, where the sustain pedal is more likely to be a simple on/off switch that allows full sustain or no sustain, but nothing in between. Some lower-priced digitals come with a separate square plastic or metal foot switch rather than something that looks like a piano pedal. However, even if the piano itself is capable of half-pedal control, the foot switch may provide only on/off sustain. The same may be true even with some pedals that have the appearance and movement of a piano pedal. It's always worth checking the specifications to be sure that both instrument *and* pedal are capable of half-pedal control.

At the left end of the three-pedal group is the *soft pedal*. The proper term for this in an acoustic grand piano—*una corda*, or “one string”—relates to its function. In an acoustic grand, this pedal, when depressed, laterally shifts the entire action—from keys to hammers—slightly to the right. Recall (from “**Tone Production**,” above) that, on an acoustic piano, most notes have two or three strings associated with them. When the action is shifted to the right by the soft pedal, the hammer strikes only two of the three strings in each three-string unison. This has two effects: it reduces the volume of the sound, and it slightly alters the tonal quality.

As with the sustain pedal, the digital version of this pedal is simply an electronic switch that activates an equivalent effect. Since the digital piano action can play at much lower volumes than the acoustic piano, the practical importance of this pedal for reducing sound volume is considerably lessened. However, its ability to alter tonal quality remains relevant—assuming it actually does so. Most do not.

The mysterious center pedal is the *sostenuto*. The easiest way to think of the *sostenuto*'s function is as a selective sustain pedal. Play one or more keys anywhere on the keyboard and, while holding these keys down, press and hold the *sostenuto* pedal. The *sostenuto* mechanism will hold the dampers for these keys away from the strings, sustaining them even after you release the keys, but any subsequent keys played will not sustain when released (unless you also use the sustain pedal). Clear? The bottom line is that all three-pedal digital pianos incorporate this feature exactly as it works on an acoustic piano. In written music, the *sostenuto* pedal is called for in only a few pieces of classical music. If you need it, it's there, but chances are you never will. In digital pianos, the middle pedal is often assigned another function, **discussed in Part 2** of this article.

### The Audio System

The final component of most digital pianos is the audio system—its amplifiers and speakers—which perform the same job as an acoustic piano's soundboard: making the piano's sound audible at useful volume levels. I say *most* digital pianos because some instruments designed specifically for stage use lack an onboard audio system, as they will always be connected to a sound-reinforcement, or public address (PA), system.

The digital pianos currently on the market offer anywhere from 12 to 360 watts (W) of output power, channeled through from two to twelve speakers. To understand why there is such a wide range of options, we need to look at how the system's power-output capability (and the type, number, and placement of speakers) relates to what we hear.

The smallest change in volume that most people can detect is 3 deci-

dB	WATTS	DYNAMICS
64	0.015	
67	0.03	ppp
70	0.06	
73	0.12	pp
76	0.24	
79	0.48	p
82	0.96	
85	1.92	mp/mf
88	3.84	
91	7.68	f
94	15.36	
97	30.72	ff
100	61.44	
103	122.88	fff

bels (dB), and to achieve a 3dB increase in volume requires a doubling of the output power in watts. With these relationships in mind, let's look at some numbers.

Based on measurements of three of the most frequently encountered concert grand pianos—Bösendorfer model 290, Steinway & Sons model D, and Yamaha model CFIIS—I arrived at a model dynamic range. This range extends from the softest note possible, at 64dB, to the loudest chord I could produce, at 103dB. Assigning a modest 0.015W—we're assuming a *very* efficient audio system—to produce the softest (64dB) note, the chart below traces the progression of amplifier power required to keep up with the increasing volume to the top of the piano's dynamic range. Different audio systems will have different starting points, depending on the size and number of speakers being powered, the efficiency of those speakers' use of power, and the notes played (bass requires more power to match the treble volume). Dynamic markings have been added to bring some musical perspective to the numbers.

If you've not seen this sort of table before, the results are startling. It's the last three or four steps of volume that really demand power from the amplifiers.

When the audio system attempts to reproduce a sound louder than it can accommodate, it goes into “clipping” and produces a distorted version of the sound. One thing to remember is that even the most powerful instruments can be driven into clipping if played loudly with the volume turned all the way up. Aside from distorting the sound, over-driving the system can damage the speakers and amplifiers. The key is to set the volume no higher than 75 to 80% of its maximum level.

If you’ve already peeked at the specification charts toward the end of this book, you know that only a few digital pianos produce 100-plus watts of output power per channel (left and right). Many of the models that do have that much power also separate the low-demand treble frequencies from the power-hog bass frequencies by providing each frequency range with its own amplifier and speaker(s). A very few go so far as to divide the audio system into three separate subsystems, for the bass, midrange, and highs. These designs, called “bi-amped” or “tri-amped,” can make a noticeable difference in sound and power efficiency by using amplifiers and speakers optimized for specific frequency ranges rather than sending the entire frequency spectrum to a single full-range audio system.

## Speakers

Because all of the digital pianos we’ll consider in this publication have stereo audio systems, all discussions of speakers will assume matching left and right channels.

The least expensive digital pianos employ a single full-range speaker per side. While these speakers are typically described by the manufacturer as “full-range,” they are in fact a compromise dictated by cost and, in the case of the most compact


designs, space. While a full-range speaker may reproduce much of the 20Hz–20kHz frequency range required by the piano samples, those frequencies will not be treated equally. The frequency response of a speaker is judged not only by its range, but also by its “flatness,” or accuracy. If we send to a speaker multiple signals at different frequencies but at the same volume level, then measure the speaker’s output volume when producing those sounds, we will see the speaker’s “frequency-response curve.” The full-range speaker will usually be acceptably flat through the middle of the frequency range, but will fall off in volume at the upper and lower reaches of the spectrum. In other words, the speaker will not accurately reproduce the full range of the signal sent to it. This is not the result of poor speaker design. As a matter of fact, I’m frequently amazed at what the engineers can coax out of these speakers. But the fact remains that they are inaccurate, and in ways that color our perception of the instrument’s sound. Even the best sample set is rendered unimpressive if the sparkling highs and thunderous lows are weak or missing.

For this reason, most upper-end models use three speakers, one of each optimized for the bass, midrange, or treble frequencies. Accurate reproduction of bass frequencies requires the movement of a great deal of air. This is accomplished by combining a relatively large surface area with a high degree of in-and-out movement. These bass speakers, or *woofers*, are largely responsible for our impression of an instrument’s “guts.”

At the opposite end of the frequency spectrum is the high-

frequency speaker, or *tweeter*. The tweeter, which is physically quite small, is responsible for reproducing the nuances of the upper range of the instrument. Besides the obvious frequency difference between the outputs of the woofer and tweeter, they also differ in their placement requirements. Whereas low frequencies tend to radiate in all directions, the higher the frequency of the sound, the more directional it is, which means that the precise placement of the tweeter is much more important. Most of the low- and mid-frequency speakers on digital pianos are located below the keyboard because there’s plenty of room there. The more directional nature of the high frequencies requires pointing the tweeters directly at the player’s head, usually from somewhere on the instrument’s control panel.

The newest twist in speaker systems—one that appears to be unique to digital pianos—is the *soundboard speaker*. This technology will be discussed in the article “**Hybrid Pianos**,” elsewhere in this issue.

So we now have all the makings of a digital piano: a sound source, and the means to control and hear it. But none of the current crop of digital pianos stops there; all of them have additional capabilities. These extras range from a handful of additional voices to direct Internet access. Even if your current needs don’t extend past the basics, you should understand the other features present on your instrument, and how they might surprise and lure you into musical adventures you’ve never contemplated. To continue, please read “**Digital Piano Basics, Part 2: Beyond the Acoustic Piano.**” 

**Even the best sample set is unimpressive if sparkling highs and thunderous lows are weak or missing.**



THE FIRST INSTRUMENTS we now call digital pianos were specialized versions of the synthesizers of the day (early 1980s). These synthesizers were capable of producing a staggering array of sounds, and allowed the player to exercise control over many details of those sounds. A standard feature of many synthesizers was the ability to produce the sounds of pianos and other conventional instruments, which led to the spin-off we now call the digital piano.

The first digital pianos retained some of the other capabilities of their parent instruments by including a few preset voices besides that of the acoustic piano. It wasn't long before subsequent models appeared with expanded voice capabilities, reverberation effects, background accompaniments, the ability to connect to other digital instruments and computers, and much more. In this article we'll look at each of these categories of "extras," what they do, and how they might enhance your musical experience.

### Instrumental Voices

The designers of the first digital pianos correctly assumed that someone who needed the sound of an acoustic piano would probably benefit from a handful of related voices, such as the harpsichord, an organ sound or two, the very different but highly useful sounds of such electric pianos as the Fender Rhodes, and so on. To this day, even the most basic digital pianos feature voice lists very similar to those of the original models. What's changed over the years is the quality or authenticity of those voices, and the cost of producing them.

So far, in Part 1 of this article, I have discussed only samples of

acoustic pianos. For most models of digital piano, the same sampling technology is used to reproduce the sound of other acoustic instruments. Typically, an expanded selection of high-quality instrumental samples is found in only the more expensive models. Remember that, depending on the sample rate used, samples may be more or less accurate representations of the original voice. Because manufacturers almost never reveal these sample rates, our ears must judge the relative quality of the voices of the digital piano models we're comparing.

Note that many manufacturers have trademarked their names for a particular sampling technology or other aspect of an instrument. The important thing to remember about trademarks is that while the trademarked name is unique, the underlying technology may be essentially the same as everyone else's. For instance, the generic term for digital sampling, discussed in Part 1, is Pulse Code Modulation, or PCM. But a manufacturer may call their PCM samples *UltraHyperDynaMorphic II Sampling*, and rightly claim to make the only product on the market using it. However, that makes it only a unique *name*, not necessarily a unique technology.

### Layering and Splitting

*Layering*—the ability to have one key play two or more voices at the same time—is available on virtually all digital pianos. Some combinations, such as Piano and Strings, are commonly preset as a single voice selection. On many instruments, it's possible to select the voices you'd like to combine. This is frequently as simple as pressing the selection buttons for the two voices you want to layer. Once these are selected, many instruments then allow you to control the two voices' relative volumes. Using the popular Piano and Strings combination as an example, you may want the two voices to play with equal volume, or you may want the Piano voice to be the dominant sound, with just a hint of Strings. Other possible settings include the ability to set the apparent positions of the individual voices in the left-right stereo field—with Strings, say, predominantly on the left. The most advanced instruments make it possible to have only one voice's dynamics respond to your touch on the keyboard, while the other voice responds to a separate volume pedal (this is described in greater detail under "**Other Controls**").

The other commonly available voice option is *splitting*. Whereas layering provides the ability to play two voices with one key, splitting lets you play one voice on the right side of the keyboard, and a different voice on the left side—for instance, piano on the right and string bass on the left. This essentially lets the instrument behave as though it had two keyboards playing two different

voices. The *split point* is the point in the keyboard where the right and left voices meet. While this split point has a default setting, it can also be moved to provide more playing room for one voice or the other. As with layered voices, there may be preset combinations, but you can also set up your own voice pairings; typically, additional options are available to vary relative volume levels and other settings between the two voices.

## Effects

Digital *effects* electronically change a sound in ways the originally sampled source instrument typically could not. Effects can be loosely divided into those that mimic the acoustic properties of a performing space and those that modify the sound in non-acoustic and, in some cases, downright unnatural ways.

The most popular effect—in fact, the one most people never turn off—is Reverberation, or *Reverb*. The easiest way to understand reverb is to think of it as an echo. When reflective surfaces are close to the sound source and to you, the individual reflections of the original sound arrive at your ears from so many directions, and so closely spaced in time, that they merge into a single sound. But when the reflective surface is far away, there is a time lag between the original and reflected sounds that the ear recognizes as an echo, also known as “reverberant sound.” The strength and duration of the echo depends on a number of factors, among them the volume and frequency of the original sound, and the hardness and distance of the reflective surfaces. Different amounts of Reverb lend themselves better to different types of music. Although you can just leave Reverb on the default setting, you also can broaden the instrument’s tonal palette by exploring alternate settings.

The other common effect is *Chorus*. When a group of instruments play the same notes, the result is not simply a louder version of those notes. Even the best performers will be very slightly out of synchronization and out of tune with each other. This contributes to what’s variously referred to as a “full,” “fat,” or “lush” sound. The Chorus effect is frequently built into ensemble voices like Strings and Brass and, of course, Choir.

Before we leave the subject of effects, there is one other application to be covered here: dedicated effects speakers. Some upper-end digital pianos now come with speakers whose role is not to produce the primary sound, but to add to the apparent ambience of the instrument and the room. These speakers and their associated effects can significantly alter the sound of instrument and room. When done well, these effects are not noticed until they’re turned off, when the sound seems to “collapse” down to a smaller-sounding source.

## Alternate (Historical) Tuning

One of the advantages offered by the digital piano is the fact that it never requires tuning. This does not, however, mean that it *cannot* be tuned. Just as we tend to think of the piano as something that has always sounded as it does today, we similarly tend to think that tuning is tuning, and has always been as it is now. In fact, our current practice of setting the A above Middle C at 440Hz, and the division of the octave into intervals of equal size for the purpose of tuning, are relatively recent developments.

Evidence suggests that international standard pitch, while a bit of a moving target depending on where, when, and for whom you were tuning, had pretty well settled down to A = 440 Hz by the mid-19th century. And by the late 19th century, following a few centuries of variation, we

had arrived at the tuning system of equal temperament.

Now that all that has been settled, why bother with alternate tunings? You may never use this capability, but for many it is a profound experience to hear firsthand how the music of J.S. Bach sounded to Bach himself, and thus to realize why he wrote the way he did. Instruments that include alternate tunings list in a menu the most common historical temperaments (tuning systems). Select an appropriate temperament, adjust the pitch control, and you have a time machine with keys. It’s a simple and invaluable tool for those interested in music history, and some instruments allow you to create your own unique temperaments for the composition of experimental or modern music.

## MIDI

Electronic musical instruments had been around for decades, but were unable to “talk” to each other until 1982 and the introduction of the Musical Instrument Digital Interface (MIDI) specification. Many musicians used two, three, or more synthesizers in their setups, each with a distinctive palette of sounds, to provide the widest possible range of voices. The problem was that the musicians couldn’t combine sounds from different synths and control them from a single keyboard, because of differences in the electronic commands to which each synth responded. This ultimately led to a proposal for a common set of commands to which all digital musical instruments could respond.

In short, MIDI is not a sound source, but a set of digital commands—or, in the language of MIDI, *messages*—that can control a sound source. MIDI doesn’t even refer to notes by their proper names; for example, middle C is note number 60. When you use the recording feature

included in most digital pianos, what you're actually recording is a sequence of digital messages; hence the term *sequencer* for a MIDI recorder (some upper-end models now allow both MIDI and audio recording). These messages form a datastream that represents the musical actions you took. Some of the most common messages are listed in the table below.

There are *many* more message types, but this should give you an idea of how MIDI "thinks." Nothing is a sound—everything is a number. When recording or playing back a sequence of MIDI messages, timing—just as in a piece of music—is obviously a critical element, so MIDI uses a "synchronization clock" to control the timing of each message. MIDI can also direct different streams of messages to different channels. Each channel can be assigned to communicate with different devices; for instance, your computer and another keyboard.

While the MIDI specification of 1982 standardized commands for events such as note on, note off, control change, and program change, it didn't include a message type for instrumental voice. It was still necessary to manually set the voice that would play on each synth because there was no consistency between instruments from different manufacturers, or sometimes even within a single manufacturer's product line, as to which command would produce which voice. This changed with the adoption in 1991 of the General MIDI (GM) standard, updated in 1999 to General MIDI 2 (GM2).

Product specifications now frequently state that an instrument is General MIDI, or GM, compatible. Like MIDI, General MIDI specifies not a sound source but a standardized numbering scheme. Any digital instrument "thinks" of the different voices it produces not as Piano or Violin or Harpsichord, but as

BASIC MIDI MESSAGES	
Message	Action
Note On Event	The number of the note played and the key velocity (i.e., how fast the key went down)
Note Off Event	The number of the note released and the key's release velocity
Control Change	When the position of a control such as a pedal is changed, a message indicates the number assigned to that control and a value representing its new position
Program Change	When a new voice is selected, a message indicates the "patch" number of the new voice (the term patch goes back to the early days of the synthesizer, when different electronic elements were literally wired to each other with "patch cords")

Program Change numbers. General MIDI established a fixed list of Program Change Numbers for 128 "melodic instruments" and 1 "drum kit." GM2 later expanded this to 256 melodic voices and 9 drum kits. So all GM-compatible instruments use the same numbers to represent a given voice: Acoustic Grand Piano is always Program Change Number 1, Violin is always 41, and Harpsichord is always 7. A standardized numbering scheme of 256 melodic instrumental voices seems big enough to cover everything under the sun with room to spare, until you notice that some MIDI voices are actually combinations of instruments. For instance, Program Change Numbers 49 and 50 are String Ensemble 1 and 2, representing different combinations of string instruments playing in ensemble. Also, there are many Ethnic instruments (voices 105 through 112), and several Sound Effects, from chirping

birds to gunshots. If this has you feeling that perhaps 256 wasn't an unreasonably high number of voices after all, consider that many higher-end digital pianos have more than 500 voices, and some more than a thousand. This means that when you record using voices from the far end of the list on one manufacturer's "flagship" model, then play the recording back on someone else's top-of-the-line model, voice consistency once again flies out the window. Perhaps the most important thing to remember is that the GM standard doesn't specify the technology used to create the listed voices. One hint of the degree of variation possible under this system is the fact that your current cell phone is probably GM compatible.

In the 1990s, two proprietary extensions to the General MIDI standard were made, by Roland and Yamaha. Roland's GS extension was largely incorporated into the GM2 standard. Yamaha's XG extension defines far more voices than the other schemes, but hasn't been as widely adopted as General MIDI.

## Connecting to a Computer

MIDI is now standard on all digital pianos. While it does allow your instrument to control or be controlled by other instruments, today it's most often used to connect the instrument to a computer. Connecting your instrument to a computer allows you to venture beyond the capacity of even the most capable and feature-packed digital piano.

MIDI-standard DIN connector



Connecting two instruments to each other requires two MIDI cables—one for each direction of data transmission between the two devices. Standard MIDI cables use a

5-pin DIN connector, shown here. Since personal computers don't use 5-pin DIN connectors, connecting a keyboard to a computer requires an adapter that has the MIDI-standard DIN connector on one end, and a computer-friendly connector on the other.



USB Connectors:  
To Device (Type A),  
To Host [Computer] (Type B)

In 1995, the USB standard was introduced to reduce the number of different connectors on personal computers. Subsequently, MIDI over USB has emerged as an alternative that replaces two MIDI cables with a single USB link. In addition to being a common connector on personal computers, USB's higher transmission speed increases MIDI's flexibility by allowing MIDI to control 32 channels instead of the 16 specified in the original MIDI standard. USB connectivity is now finding its way into the digital piano. All current digital instruments still have 5-pin DIN connectors for traditional MIDI, but many now sport USB connectors as well. One thing to be aware of is that there are two types of USB connections that can appear on instruments. One, "USB to Device," allows direct connection to a variety of external memory-storage devices. The other, "USB to Host," allows connection to computers. If you plan to use these connections, you need to check the type of USB connections available on the instruments you're considering. Simply stating "USB" in the specifications doesn't tell you the *type* of USB connectivity provided.

### External Memory

External memory consists of any storage device that's connected to

the instrument rather than being built in. As instruments become more advanced, they can require larger amounts of memory to store MIDI recordings, audio recordings, additional rhythm patterns and styles, even additional voices. Since different users will put different demands on memory resources, it's becoming increasingly common for manufacturers to allow the user to attach external disk drives and USB flash memory to augment onboard memory.

Floppy-disk drives have long been popular on digital pianos. While the floppy disk is rapidly disappearing from the computer world, it has remained a staple of the digital piano due to the volume of MIDI files that have traditionally been distributed on floppies. These files run the gamut, from complete song arrangements to files that use the special learning features of a particular instrument model to guide you through the process of learning a new piece of music. It's now possible to download these files from the Internet, but getting them from the computer to the instrument hasn't always been a straightforward process. As this transfer process becomes more user-friendly, the floppy will become less important. However, many teachers still use instructional books that come with a floppy disk that contains files to be used in conjunction with the book, so we can count on the humble floppy disk to stick around for a while.

If the instrument you select has the capability to record audio to external memory via USB, you'll want to add an external, or desktop, USB hard drive. These audio recordings are saved as uncompressed .WAV files, typically at the same sampling rates (though not the same file format) used for commercial audio CDs: one five-minute song can consume up to 50MB of memory space.

Not long ago, I might have suggested getting at least an 80-Gigabyte hard drive for this purpose, but it's becoming increasingly difficult to find external hard drives much smaller than 320GB, and Terabyte drives are now becoming increasingly common. Obviously, there's little need to worry about storage space.

The final external storage option—and my favorite—is the USB flash drive. These are the ultimate in handy storage and now range up to 64GB. Not only are they unobtrusive when attached to the instrument, but if your digital piano and computer aren't in the same room, they make file transfers quick and painless.

### Computer Software

As mentioned briefly in the discussion of MIDI, perhaps the most powerful option that accompanies the digital piano is the ability to connect your instrument to your personal computer and enhance your musical experience by using different types of music software. Software can expand capabilities your instrument may already have, such as recording and education, or it could add elements like music notation and additional voices. While it's beyond the scope of this article to describe music-software offerings in detail, we'll take a quick look here at the different categories: Recording and Sequencing, Virtual Instruments, Notation, and Educational.

Recording can take two forms on the digital piano: data and sound. All models that offer onboard recording (i.e., nearly all of them) record MIDI data. This means that all of the actions you take when you play a piece—both key presses and control actions—can be recorded by a MIDI sequencer. But remember that a MIDI sequence, or recording, is data, not sound. Recording the actual *sound* of your music is a

### SAUTER to Introduce Diamond Orpheus Concert Grand

Sauter is introducing a one-of-a-kind concert grand: the Diamond Orpheus 275. The 9' instrument uniquely utilizes diamond in the string-termination points of the aliquot bar and in the duplex-scale section of the treble. The hardness and relative lightness of diamond allows the strings' kinetic energy to be more efficiently directed toward creating sound rather than being absorbed by supporting parts. "The Sauter Diamond Orpheus is an instrument whose musical majesty has no comparison, due to the tonal properties created by a diamond-supported aliquot bar," says Sauter USA President Basilio A. Strmec. In the U.S., a Diamond Orpheus can be experienced at Beethoven Pianos, in New York City ([www.beethovenpianos.com](http://www.beethovenpianos.com)).

For more information, call or e-mail:

**Vienna International, Inc.**  
509-946-8078  
[vienna2music@gmail.com](mailto:vienna2music@gmail.com)  
[www.sauter-pianos.de](http://www.sauter-pianos.de)

different issue, and few digital pianos can do this.

Enter **recording software**. Recording software ranges from basic packages—even the most modest of which will exceed the recording capabilities of most digital pianos—to applications that can handle complete movie scores, including film synchronization. The higher-end applications are called Digital Audio Workstations (DAWs). These software applications cost more than many of the lower-priced digital pianos, and can be used to record, edit, and mix combinations of MIDI and audio tracks, limited only by the processing power and storage capacity of the computer. If you have an opportunity to look inside a modern recording studio, you'll find that computers running DAW software have replaced multi-track tape recorders.

**Virtual instrument** software can be controlled, or "played," by your digital piano via MIDI, and can also be played by recording software that resides on the computer. Virtual instru-

ments can take the form of stand-alone software or plug-ins. Stand-alone instrumental software doesn't rely on other software, but plug-ins require a host application such as the DAW software described above, or other software developed specifically as a plug-in host. Virtual instruments can be sample sets for strings, horns, or even pianos, or they can accurately emulate the sonic textures and controls of popular electronic instruments that are no longer produced, such as certain legacy synthesizers. (A number of piano-specific virtual instruments are explored in the article "**My Other Piano is a Computer**," elsewhere in this issue.) While virtual instruments allow you to expand your sound palette beyond the onboard voices of your digital piano, they can place heavy demands on your computer's processor and memory. A mismatch of software demand and hardware capability can result in *latency*—audible delay between the time the key is played and the time the sound is heard. If both the digital piano's onboard voices and the virtual instrument's sounds are played simultaneously, there could be a time gap between the two outputs that would make the result unusable. Virtual instruments can be an exciting addition, but be prepared for the technical implications.

**Notation applications** are the word processors of music. If you have a tune in your head and want to share it, simply recording it will allow others to hear it. But in order for most people to *play* your music, it must be written out in standard notation. In the early days of notation software, it was necessary to place each note on the staff individually using the computer's keyboard and mouse. The advent of MIDI created the ability to play a note on a musical keyboard and have it appear on the computer screen. Today's notation programs virtually take musical

dictation: you play it, and it appears on the screen.

But there's a slight hitch that must be addressed. The computer's capacity to accurately capture the timing of your playing, down to tiny fractions of a second, allows it to reproduce subtle nuances with great precision. In a recording, this is a great asset; in notation, it can be a complete disaster. If—in the computer's cold calculations—you've just played a passage involving dotted 128th-note triplets, the software will happily display them. Unless notation applications are told otherwise, they are perfectly capable of creating notation that is absolutely accurate *and* absolutely unreadable. This is where *quantization* comes in. Quantization—also applicable to the recording capabilities of higher-end digital pianos—allows you to specify, as a note value, the level of timing detail you desire. If the software is told to quantize at the eighth-note level, the printed music will contain no 16th notes—nothing shorter than an eighth note will be scored. If quantization is set at 16th notes, there will be more detail; if set to quarter notes, the music will be devoid of any timing detail beyond that value. This must be used judiciously; too much quantization and musical detail is lost, too little and the notation becomes an indecipherable pile of notes (for a good laugh, Google "Prelude and The Last Hope in C and C# Minor"). As with recording applications, there is a wide range of capabilities available, from programs that will let you capture simple melodies, to applications that will easily ingest the most complex symphonic works, transpose and separate the individual instrumental parts, and print them out.

The final category we'll discuss is **educational software**. Just as there are educational programs and games to assist in learning math or reading,

there are applications that use the MIDI connection between your instrument and computer to help you learn different aspects of music. A music-reading program may display a note, chord, or passage on the screen; you play the displayed notes on the digital piano and the software keeps track of your accuracy and helps you improve. An ear-training application may play for you an interval that you then try to play yourself on the keyboard. The application will tell you what you did right or wrong and help you improve your ear. Other types teach music history and music theory. While many of these applications are geared to specific levels or ages, some can be set to multiple levels as you progress, or for use by multiple players.

### **Onboard Recording**

Recording has been discussed above, in the “Computer Software” section. However, because nearly all digital pianos come with at least basic recording capability, it deserves a bit more attention. You may say that you have no intention of recording your music for others to hear, but in ignoring the instrument’s ability to record what you’ve played, you may be overlooking one of the simplest ways of improving your playing. Whether you’re just starting to play or are beginning to learn a new piece, being able to hear what you’ve just played is a learning accelerator.

I know what you’re thinking: “I heard it while I was playing it.” While most professional musicians have reached a level where they can effectively split their attention between the physical act of playing the instrument and the mental act of critically listening to what they’re playing, few of the rest of us can do this. Recording and listening to yourself will reveal elements of your playing that you never noticed *while* you were playing, and will allow

you to see where to make changes in your performance. This is even more useful when working with a teacher. Imagine listening with your teacher, music score in hand, and pausing the playback to discuss what you did in a particular measure. This is one of many reasons piano teachers are adding digital pianos to their studios; they’re great learning tools.

One final thought on recording on the digital piano: Most manufacturers list recording capacity as a certain number of notes—typically in the thousands of notes. But not everyone is counting on the same number of fingers. Recall that MIDI records data “events,” including note on, note velocity, note off, program change, control change, and a variety of others, many or all of which could have happened in conjunction with the playing of a single note. Each of these events consumes a certain amount of internal memory. Because this memory capacity is fixed, unless we know which events each manufacturer is counting as “notes,” it’s pointless to try to decide, based on these specifications, who offers more recording capacity. On the one hand, most instruments have more recording capacity than most owners will use. On the other hand, if recording capacity is important to you, this is another of the many areas in which simply buying the biggest numbers, or the most numbers for the dollar, is not a good strategy for selecting an instrument.

### **Automated Accompaniments, Chords, and Harmony—the Ensemble Piano**

Some people, even some professional musicians, will tell you that using automated accompaniments—those rhythmic combinations of drums, bass lines, and chords—constitutes “cheating.” This has never made sense to me. If I use a tool to do

something that I couldn’t possibly have done with my bare hands, am I cheating?

Whether or not a digital piano has these automatic features, frequently referred to as *styles*, is the primary factor that separates standard digital pianos from *ensemble* pianos. If your musical interest is focused solely on the classical piano repertoire, then this capability will probably be of no interest to you. If, however, you or someone in your household plays or plans to play a wide variety of musical styles, the ability to have backup instrumentalists at your beck and call is just entirely too much fun. No matter how good a player you may be, you can’t be four people at once—or eight, or twelve, or an entire orchestra. These accompaniments are typically divided into groups by musical genre: Swing, Latin, Rock, World, and so on. The best of these styles are of a caliber that the best record producers would be proud of.

One thing to watch out for is the impact of automatic accompaniments on polyphony (see Part 1). Every bass line, drum beat, string sound, and guitar strum takes a toll on the number of simultaneous notes the instrument can produce. Thirty-two notes of polyphony can get used up in a big hurry when a complex style is playing in the background. If styles are important to you, look for higher polyphony numbers. Also, see if the instrument you’re considering is capable of downloading additional styles, and how many styles are available for that model.

How do these styles “know” which key to use when playing all those chords and bass lines? In the simplest “single finger” settings, if the player needs an accompaniment style played in C, for example, she plays a C with the left hand. As chords change in the music, the player makes the



appropriate change in the left hand to indicate what the accompaniment should play. Once the harmonies have been determined, the instrument can also apply them to the right hand by filling in the notes of the appropriate chord under the melody note. More sophisticated systems can decipher complex chords by evaluating all of the notes played on the keyboard, so that even advanced players can use the accompaniment styles without being held back from their normal style of playing.

All of this technology can make raw beginners sound as if they've been playing for years. While many players will progress beyond the simplest settings, other members of the family may continue using these playing aids for their own enjoyment.

### Memory Presets

With the huge variety of voices, splits, layers, effects, and styles, it's handy to have a way to store favorite combinations. Many digital pianos come with a number of preprogrammed presets, and almost all of the more advanced models have programmable presets as well. These presets should be able to capture every possible setting on the instrument, from the obvious to the most obscure. Aside from the number of presets available, the placement of the preset buttons themselves can make a huge difference in their usefulness. Small, closely spaced, inconveniently placed presets might as well not be there—part of the pleasure of presets is not simply to instantly recall a setting that you've worked out in excruciating detail, but also to access that setting quickly and easily while playing. Even better is being able to assign preset changes to a seldom-used pedal (anything other than the sustain), so that each time you press the pedal, the instrument advances to the next preset. This can enable the creative player to step through sonic



Educational feature: A light indicates to the student which key should be pressed next.

Yamaha

A less expensive alternative is to use a keyboard display.



Casio

and rhythmic changes with ease while keeping his hands on the keyboard and distractions to a minimum.

### Song Settings, Music Libraries, and Educational Tools

Many digital pianos are equipped with a list of *song presets*, a feature that goes by a variety of names depending on the brand of instrument. Like the memory presets described above, song presets incorporate all of the capabilities of that particular digital piano, but they work with particular songs. When you're new to the vast choices offered by some of the more advanced digital pianos, and unsure what sounds and styles to use for a song, these presets will set everything for you in a way suited to that song. Of course, this depends on the song you want to play being included in that instrument's song

list in the first place. These lists range from a hundred or so built-in songs to downloadable databases containing thousands of songs, and the best of them accurately reflect the instrumentation, rhythms, and tempo (which you can slow down or speed up if necessary) of the original recordings. It's important to note that these song presets don't play the music for you; they just set up the instrument so that it will sound right when *you* play the music.

A related feature, but with a different purpose, is the *song library*. Once again, this feature goes by different names depending on the instrument's brand. Unlike the song presets, the song libraries *do* contain the actual music. In most cases these are from the classical piano repertoire and are recorded with the left- and right-hand parts on separate MIDI channels. They can be played

with both hands turned on for listening or studying, or with only one hand turned on so the player can practice one hand's part while the instrument supplies the part for the other hand. In this way each part can be worked on separately, while both parts are heard. Although the tempo can be adjusted (for most of us, slowed way down), playing along with the other part keeps your tempo steady and your meter honest. Even without built-in libraries, an enormous amount of music has been recorded in this manner and can be purchased—frequently with the printed notation—or downloaded free from the Internet.

Combinations of song libraries and computer-based educational software can be found on both entry-level and top-end instruments. These range from simple separation of left-hand/right-hand practice to complete lessons, tests, and tips on fingering. Some of the greatest aids to beginners are systems that combine the display of notation with visual cues as to which keys to play. Upper-end models use either lights aligned with each key, or movement of the key itself, to give the beginner a hand in correctly associating the note on the printed music with its key on the instrument. However, seeing which key to play, and actually playing it before the music has moved on, are two different things, and trying to do so can be a frustrating experience. Some instruments make it easier to follow the light or key movements by waiting until the correct key is played before moving on to the next key. As a less expensive alternative, some lower-priced instruments show a small keyboard on the display with the required key indicated. While this still provides some guidance for the beginner, it's not nearly as easy to associate movements between the tiny keys in the display with the correct keys on the keyboard.

## Other Controls

The ability to connect an accessory volume pedal is fairly common on upper-end and professional digital pianos. While the thought of a volume pedal attached to a piano may at first seem odd, it can actually add some interesting possibilities. Although it can be used to control the volume of the entire instrument, some models will allow you to select which aspects of the instrument are controlled by the pedal. One of my favorite ways to use the volume pedal is to layer an orchestral string voice with the piano voice and have the volume pedal control only the strings. This allows me to fade the strings in and out while the piano remains within its normal dynamic range.

While we're on the subject of pedals, it's worth noting that many instruments allow you to assign different functions to the standard piano pedals. As with the addition of the volume pedal above, this may initially strike you as a strange thing to do, but the presence of the non-piano voices can make sense of the situation. Some of the most common and handiest examples of alternate functions for the less-used sostenuto and soft pedals are pitch bend, rotary-speaker speed control, and triggering rhythm breaks.

*Pitch bend*, as the name suggests, allows you to temporarily raise or lower the pitch of a note, then allow the note to slide back to its normal pitch. The most common setting is to have a pedal set to lower the pitch of a note by a half step (the very next note below), then allow the pitch to slide back up to normal when the pedal is released. Think of the opening clarinet line in Gershwin's *Rhapsody in Blue*—the trill leads to an ascending scale, and the player slides to the last note at the top of the scale. This effect is duplicated by depressing the pedal (set for pitch bend) and playing the upper note of

the slide at the time you would have played the lower note. The pitch bend will cause the key for the upper note to instead play the lower note; then lift the pedal and you'll slide from the lower note to the upper one. It requires some practice, but isn't as difficult as it sounds.

Setting a pedal for *rotary-speaker speed control* allows the digital piano player to duplicate the effect produced by the rotating baffle and horns of the classic Leslie speaker, typically used with "drawbar" or "jazz" organ sounds. One of the techniques used by players of this type of organ is switching between the slow Chorus rotation of the speaker and the fast Tremolo rotation. As this is done while playing, being able to tap a pedal to switch speeds makes the effect much easier to use.

One of the easiest and most useful pedal assignments is to trigger a *rhythm break*. The break is a brief variation in the rhythm or style in use at the time. Once again, the ability to activate a feature without taking your hands off the keyboard makes use of that feature much more spontaneous.

Special controls usually found only on professional stage pianos are the *pitch bend* and *modulation wheels*. The pitch-bend wheel acts in the same way as the pitch bend described above, but with a dedicated control instead of a pedal. A number of different effects can be assigned to a modulation wheel, depending on the voice in use or the player's choice. The most common default setting is *vibrato*, a repeating pattern of up-and-down pitch variation around a note, such as the wavering sound in a singer's voice. The modulation wheel allows the player to control the amount of vibrato in real time while playing. This is particularly useful in creating additional realism with solo instrumental voices such as Saxophone, Violin, and Guitar.

## Vocals

Many who love to play also love to sing, and the digital piano has something for vocalists as well. Many instruments now feature a microphone connection. In its most elementary form, this simply uses the digital piano's audio system as a PA for vocals. But some models throw the full weight of their considerable processing power behind the vocalist. Many vocal recordings and performances take advantage of effects processing to enhance the performer's voice. This can range from adding reverb to effects that completely alter the performer's voice, making it sound like anything from Barry White to Betty Boop. Top-of-the-line digital pianos can even go beyond what some recording studios can do. Perhaps even more amazing is the ability of some instruments to combine the vocal input with their ability to harmonize, resulting in your voice coming out in four-part harmony. Display of karaoke lyrics is also common; the presence of a video output on some instruments allows the lyrics to be displayed on a TV or other monitor.

## Moving Keys

When an acoustic player piano plays, the keys must move in order for the hammers to strike the strings and produce sound. The digital piano does not share this mechanical necessity, yet we now have digital pianos whose keys move when playing a recording. You'll recall from the section on recording that the digital piano can record and reproduce your playing, or can reproduce a MIDI file from another source. The sounds are produced by sending the playback data directly to the tone-production portion of the instrument, bypassing the keyboard. But since there is no dependency on moving keys, why go to the extra

expense of making them move? Two reasons: First, it's one way for the instrument to direct beginners to the next melody note in the educational modes of some models, as described earlier under "Educational Tools." Second, it's just fun to watch. However, you should measure the value of this feature against the additional cost, and be mindful of the increased possibility of mechanical failure due to the additional moving parts of the key-drive mechanism.

## Human Interface Design

The Man-Machine Interface, or MMI, as designers and engineers typically refer to it, defines how the player interacts with the instrument's controls. All of the amazing capabilities of the modern digital piano are of little value if the player can't figure out how to use them, or can't access them quickly while playing. The considerations here are the location, spacing, grouping, size, shape, colors, and labeling of the controls. Take the example of the rhythm break discussed earlier. Its purpose is to alter the rhythm during playing. If the button that activates this feature is inconveniently located, small, and surrounded by closely spaced buttons of a similar size, shape, and/or color, its usefulness is severely limited. If, however, it's within easy reach of the keyboard, of decent size, and somewhat distinctive in appearance or markings, it becomes a useful tool.

In the case of instruments with displays, considerations include the size, resolution, and color capabilities of the screen and—more important—the logic behind its operation. Two types of screen interfaces are currently used on digital pianos: *touchscreens* and *softkeys*. Most readers are already familiar with touchscreens from ATMs and other modern institutional uses. The term *softkeys* doesn't refer to the feel of

the keys, but to the fact that their functions are displayed on the adjacent screen, and change depending on the operation being displayed by the screen. This is as opposed to *hardkeys*, which have a single dedicated function. Each method has its proponents, but the interface type is less important than the MMI design. A smaller monochrome display that you can intuitively understand is better than a large color display that makes no sense to you.

Also worth considering is the placement of connections you'll use often. If you frequently switch back and forth between speakers and headphones, you'll want to make sure the headphone jack is easy to locate by sight or feel, and that the cord will be out of your way when plugged in. If you'll be using a USB memory device to transfer files between instruments or between the instrument and a computer, make sure the USB port is easy to get to. In newer designs, a USB port is placed above the keyboard level for easy access, as opposed to earlier models in which the port was below the keyboard or on the instrument's rear panel.

We can't leave the subject of user interfaces without discussing the owner's manual. As with the MMI itself, a well-written manual can make it a pleasure to learn a new instrument, and a bad manual can be worse than useless. This is particularly important for higher-end instruments. Fortunately, many manufacturers allow you to download the manuals for their instruments. This lets you compare this critical aspect of the instruments you're considering. The manual should be thoroughly indexed, and clearly written and illustrated. Third-party tutorials are available for some instruments, especially the more complex models. These tutorials step you through the model's

# DONATE A PIANO BENEFIT MUSIC

[www.PianoDonation.info](http://www.PianoDonation.info)

Message sponsored by:





functions with audio or video instructions, and provide an alternative to sitting down with the manual.

### Firmware Upgrades

The digital piano is, at heart, a highly specialized computer, and like all computers, its functions are dependent on its software. When we speak of the software that runs on the digital piano, we are typically talking about what is properly classified as *firmware*. Firmware is software that is embedded in a hardware device such as a microprocessor or associated memory chip. This can be done in two ways: the firmware can either be permanently burned into the chip, or it can be written in the chip's memory, which also means it can be rewritten if necessary. Just as computers occasionally need a software upgrade to fix a previously undetected problem—a “bug patch”—the more complex digital pianos can benefit from the ability to accept firmware upgrades. This may never

be necessary for a given model, or it may fix an obscure feature interaction or update the instrument's compatibility with external devices. In addition to checking on this capability, it's worth finding out how you would be notified of an update and what the actual update procedure involves. In most cases today, it's an easy, do-it-yourself procedure.

### Headphones

Headphones are by far the most popular and frequently used digital-piano accessories. One of the advantages of digital pianos is the option to practice without disturbing others—or them disturbing you. Whether you're an occasional headphone user, or your instrument or situation dictates constant headphone use, selecting the right headphones will make a big difference in your playing comfort and enjoyment.

When I select headphones, I evaluate them using four criteria: fit, sound, isolation, and budget.

Although it may seem that starting with sound is the obvious choice, my first priority is fit—it doesn't matter how great they sound if you can't stand to wear them for more than a few minutes. There are three basic styles of headphones: those that fit *around* the ear (circumaural) with the cushions resting on your head, those that rest directly *on* the ear, and those that fit *in* the ear. The style of headphone you choose will also determine the level of isolation. If isolation is critical for your situation, it should dictate the style of headphones.

There are a couple of variations on the circumaural and in-ear styles. Circumaural headphones can be open or sealed. Open designs don't cut you off from the outside world, and their output can be heard—very softly—by anyone nearby. Sealed designs offer more isolation but introduce some acoustic design problems that are difficult to get around until you get into the higher price ranges. In-ear headphones are available in the earbud style that sits in the outer ear, and the ear-canal type that fits inside the ear canal itself. The latter offers, by far, the best isolation in both directions, even when compared to headphones with active noise canceling.

Sound is very much a matter of personal preference and perception. One thing that can make the selection process easier is to bring a familiar CD with you when you audition headphones. While you may initially favor headphones that color the sound in some attractive way, this can become sonically tiring with extended listening. If you aim for a neutral sound, you'll end up with headphones that won't tire your ears over extended periods, and that will most accurately represent the sound produced by your digital piano or by the models you're considering. 🎧



IF THE DIGITAL PIANO is thought of as a complete instrument that's ready to play right out of the box, piano software can be thought of as part of a "piano kit." The standard digital piano is completely self-contained in that it's made up of the memory and processing electronics required to produce the sound, the firmware (software residing on a chip) that is the source of the sound, a keyboard to control the sound, and, more often than not, the audio system needed to hear the sound. If viewed as separate components of a piano kit, however, a personal computer can take on the role of memory and processing, piano software becomes the sound source, a keyboard (very possibly your digital piano) provides control, and powered monitor speakers and/or headphones let you hear your new invention. If you have a digital piano (or an acoustic piano with hybrid features) and a personal computer (Mac or Windows), you already have most of the ingredients of a software-based piano.

The obvious question: If you already have a digital piano, why would you want to add a software piano? Most digital pianos are capable of producing more than one piano sound, but typically, all of these sounds are based on a single piano as a sample source. Think of it this way: If you could add a Bösendorfer, Blüthner, Fazioli, or Steinway to your palette of piano samples for only the cost of the software, would you do it? (I hear the sounds of pianos and computers being pushed together even now.) How about being able to virtually design your own instrument with piano software based on physical modeling? (See "**Digital Piano Basics, Part 1**" for more information on *physical modeling*.)

Adding a software piano to your existing piano, or building your own piano from a "piano kit," is a bit more involved than putting your computer and your piano in the

same room—but not by much. Let's take a look at the requirements on both the computer and piano sides. Since the requirements for the piano are pretty simple, we'll start there.

### **Digital and Hybrid Piano Considerations**

If your existing piano is going to serve as the basis for your extended piano family, the minimum requirement is that it have MIDI-out capability—USB MIDI makes it slightly easier, but regular MIDI connections will do as well. The good news here is that all currently available digital pianos and most acoustic hybrid pianos already have, or can add, this capability. The next step is to be able to get your existing "host" piano to stop producing its own sound. For digital pianos, this consists of a brief trip to the owner's manual to learn how to set it up as a

"controller" or "master" keyboard. Acoustic pianos must either be capable of "silent" mode or must be converted to enable it (see "**Hybrid Pianos**" in this issue).

### **Computer Considerations**

Requirements for the computer vary considerably, depending on the piano software used and the choices you make in software settings. Just as with digital pianos, sample-based software is highly dependent on the size of the computer's memory, while physical modeling software—which creates the sound in real time rather than retrieving an existing sound sample—primarily depends on the speed of the computer's processor. At a minimum, hardware

< ADVERTISEMENT >

### **FAMILY OWNED— DID YOU KNOW?**

A good number of piano-manufacturing businesses remain family owned, or are still associated with members of the founding family. In Europe, descendants of the founder are still involved with the operations of Blüthner, Fazioli, Grotrian, Petrof, Sauter and Schimmel. In Asia, Hailun and Kawai are family-owned businesses. The oldest family-owned piano maker is Sauter, founded in 1819.

For more information, call or e-mail:

**Vienna International / Hailun USA**

509-946-8078

Hailunusa@gmail.com

www.hailun-pianos.com

## PIANO ART

### Bösendorfer *Opus No. 50,000*

*Built to commemorate the company's manufacture of 50,000 instruments during its 185-year history, this one-of-a-kind art-case piano not only has gold-leaf moldings—the entire frame is painstakingly covered in gold leaf as well. In addition, the front of the instrument features two cast-bronze, 24-karat gold-plated caryatids, created using the traditional lost-wax casting method from a pattern hand-carved in wood. The cabinet uses four different veneers—burr French walnut, French walnut, pear wood, and maple—and the treble side of this neoclassical design has a marquetry inlay featuring a traditional harp motif.*



requirements will involve processor type and speed, and the amount of random-access memory (RAM) and hard-disk space. These requirements range from packages that can run on most recent-vintage mid-range computers, to those requiring higher-speed processors, 4 Gigabytes (GB) of RAM, over 250 GB of free hard-disk space (preferably on a 7200rpm drive), and a dedicated sound card. Either way, you need to check the hardware requirements of the individual software package you'd like to run to make sure it will work properly on your computer—or use it as an excuse to get a new computer.


Aside from making sure that you have enough memory to store and run these packages, processor and sound-card choices will also keep

latency in check. Latency is how long it takes the computer to produce a sound from the time you press a key. When latency becomes noticeable, your brain doesn't know whether to slow your playing so that the sound can catch up, or to speed up to make the sound happen faster. Neither of these works. (Anyone who plays the pipe organ knows what latency is, and will adapt to it without a second thought.)

### Software

This is where the real fun starts. There are currently over two dozen software-piano packages available, at prices ranging from \$79 to \$895. These include both sample-based packages and packages based on physical modeling. Several host acoustic pianos (i.e.,

the sources of the samples) are available via software, including instruments made by Bechstein, Bösendorfer, Blüthner, Fazioli, Kawai, Steingraeber, Steinway, and Yamaha. If you'd like to add some period instruments to your palette, there are also packages with samples from historical fortepianos.

If you're not particularly into computers, software pianos may not be for you. But if you enjoy even a mild bit of tinkering, and have dreamed of owning a collection of the world's finest pianos or even of "designing" your own piano, you may find software pianos an irresistible temptation. If you're interested in following the world of piano software, it's discussed in Piano World's "[Digital Pianos—Synths & Keyboards](#)" forum. 



MENTION THE WORD *hybrid* today and most people think of cars that combine a traditional internal-combustion engine with an electric motor to improve gas mileage and reduce emissions. By definition, a hybrid—whether a rose, a breed of dog, or a car—results from the combination of two different backgrounds or technologies. Now the piano has joined the ranks of the hybrids.

A hybrid piano combines electronic, mechanical, and/or acoustical aspects of both acoustic and digital pianos, in order to improve or expand the capabilities of the instrument. While applying the term *hybrid* to piano designs is a recent development, the practice of combining elements from acoustic and digital pianos is more than 25 years old.

A hybrid piano can be created from either an acoustic or a digital piano, but we need to be clear about our definitions of *acoustic* and *digital*. The essential difference between acoustic and digital pianos is in how the sound is produced. In an acoustic piano, a sound is produced by the mechanical act of a hammer hitting strings, causing the strings to vibrate. In a digital piano, the sound is produced electronically, either from previously sampled acoustic pianos, or by physical modeling that employs a mathematical algorithm to produce sounds like those of an acoustic piano. (Here we're speaking only of that aspect of a digital piano that is designed to produce a piano-like sound. Digitals typically also can produce many other instrumental and non-instrumental sounds.)

### **Acoustic-based Hybrids: the MIDI Controller**

On the acoustic side, the original hybrid instruments were not new pianos, but modifications of already

existing pianos. In 1982, with the advent of Musical Instrument Digital Interface (MIDI), a computer language for musical instruments, instruments from different makers could “speak” to one another. Soon after, various kinds of mechanical contacts were invented for placement under the keys to sense keystroke information such as note, key velocity, and duration, and convert it into MIDI data. This MIDI information was then routed to synthesizers, which turned the information into whatever instrumental sounds the attached synthesizer was programmed to produce. When one instrument is used to control another in this manner through the transmission of MIDI information, the first instrument is called a MIDI controller. At the beginning, however, the sound of the acoustic piano could not be turned off, though it could be muffled in vertical pianos.

Early mechanical key contacts were subject to breakdown, or infiltration by dust, and their presence could sometimes be felt by sensitive players and interfere with their playing. The more advanced key contacts or sensors used today involve touch films or optical sensors that are more reliable and accurate, and add no significant weight to the touch. In time, also, mechanisms were invented for shutting off the acoustic piano sound entirely, either by blocking the hammers from hitting the strings, or by tripping (escaping) the action train of force earlier than normal, so that the hammers lacked the velocity needed to reach the strings. Headphones would block out any remaining mechanical noise, leaving only the sounds of the electronic instrument.

Not surprisingly, most makers of these MIDI controller/acoustic hybrid systems have been manufacturers of electronic player-piano systems. The same MIDI sensor strip used under the keys of these systems for their Record feature (which allows players to record their own playing for later playback) can also transmit the MIDI in-

### **A hybrid results from the combination of two different technologies.**

formation to a digital sound source: either an internal source that comes with the piano (a *sound card*) or an external one, such as a synthesizer or a computer with appropriate software installed. All player-piano systems today allow, through MIDI control, for the accompaniment of the acoustic piano sound by digitally

produced sound, be they other piano-like sounds, other instrumental sounds, or even entire orchestras.

In addition to the accompaniment function, it turns out that these hybrid systems in which the acoustic piano can be silenced potentially have another very practical function. If your playing is likely to meet with objections from neighbors or family, being able to silence the piano and then play as loudly as you want, while listening through headphones, can be very handy. Realizing this, the major player-piano manufacturers make the MIDI controller feature available—without the player piano—relatively inexpensively. These MIDI controllers include a MIDI sensor strip under the keys, or optical sensors for keys and hammers, but no hardware and electronics that would make the piano keys move on their own. Usually, these systems come with a “stop rail” or other mechanical device to prevent the hammers from hitting the strings, an internal digital

sound source, and headphones. When you move a lever to stop the acoustic piano sound, you turn on the digital sound source, which is heard through the headphones. Yamaha calls this instrument Silent Piano (formerly MIDI Piano). PianoDisc calls their add-on system QuietTime; QRS’s version is called SilentPNO.

Yamaha’s **Silent Pianos** have sensors associated with their keys, hammers, and pedals that record their movements in MIDI format and output the information through a digital-piano sound chip to headphones or speakers, or to a computer for editing. With the addition of Yamaha’s Silent System, the acoustic piano can be silenced and the instrument used as a digital piano with a real piano action.

Two new Silent Systems are now available. The SG2 system is available in the b1, b2, and b3 vertical models and the GBIK grand. This system offers a CFIIS concert grand piano voice, nine additional voices, can record and playback MIDI files, and has USB capability to preserve recorded performances. The SH system, used in all other piano models, offers a piano voice that uses binaural sampling of the CFX concert grand, 18 additional voices, can record and play back MIDI and audio files, and has USB capability to preserve recorded performances.

In mid-2014, Yamaha will begin offering **TransAcoustic** pianos. Like the Silent Piano, the TransAcoustic (TA) is an acoustic piano that can also send digitally sampled sounds, including Yamaha’s CFX Concert Grand samples, directly to headphones, sound systems, mixers, etc. The TransAcoustic differs from the Silent Piano in having two transducers attached to the piano’s soundboard. The transducers convert the digital signal into an electromechanical impulse that sets

the soundboard vibrating—literally turning the soundboard into a loudspeaker. The soundboard, strings, and case provide a natural acoustic resonance for the digital samples, which can be played at even the softest volumes without the use of headphones and, when combined with the piano’s normal acoustic sound, can produce a more richly textured sound. The 48" TransAcoustic UITA upright model is expected to be released in Summer 2014, the 5'3" TransAcoustic GCITA grand model in early 2015.

**QuietTime**, from PianoDisc, can mute an acoustic piano and let the user hear his or her performance through headphones via sampled sound. The **QuietTime MagicStar V5 S Series**, introduced in 2013, has a slimline control unit that includes a touchscreen and iDevice compatibility. It also supports all three pedals, has a port for a USB stick, and comes with 80 demo songs. The control-unit sound module contains 128 sampled instruments, including a full General MIDI (GM) sound set, as well as 11 popular instrument presets, such as piano with strings. It also includes a built-in, adjustable metronome. A MIDI key-sensor strip is installed under the keys, and a padded mute rail prevents the hammers from hitting the strings while retaining the motion and feel of the piano action. The mute rail is activated by moving a small lever under the keyboard, which also turns on the sampled sound. MagicStar comes with a control unit, power supply, MIDI cable, MIDI strip, pedal switches, headphones, and mute rail. When the piano is to be used as a MIDI controller only (i.e., with no sound module or with a separate sound module), the MIDI key-sensor strip can be purchased from PianoDisc separately as ProScan, with or without the mute rail and headphones.

<      ADVERTISEMENT      >

### The Chinese and U.S. Piano Markets

In 2013, grand-piano sales in the U.S. increased 5.1%, while sales of uprights fell by 9.1%. A total of 35,734 pianos were imported into the U.S. Piano sales in China will reach about 340,000 units in 2014. While the size of the North American market for new pianos has shrunk over the years, sales and transfers of used pianos are estimated to be four to six times the number of new-piano sales, accounting for 140,000 to 215,000 instruments. China does not currently have a significant used-piano market.

For more information, call or e-mail:  
**Vienna International, Inc.**  
509-946-8078  
Hailunusa@gmail.com  
www.hailun-pianos.com



# SILENT SYSTEM

*can be installed on any piano - grand or upright*

In late 2013, PianoDisc introduced another product in the Quiet-Time family: **ProRecord**. ProRecord uses fully optical, no-contact, high-speed key and pedal sensors to capture and record key and pedal movements. The system's sensitivity can be calibrated to a very fine level, allowing it to be customized to a particular piano action or player so that, for example, trills can be accurately reproduced when playing near the bottom or top of the key, even on a vertical piano. ProRecord comes with a tone generator with a GM2 128 + 100 instrument sound set and nine drum kits, including sympathetic string and damper resonance. The system is compatible with both Apple and Android smartphones, tablets, and apps, and with the PianoDisc iQ player-piano system. Like MagicStar, ProRecord comes with headphones, and a mute rail for muting the acoustic piano.

**SilentPNO**, from QRS, consists of the PNOscan record strip, a PNOmation II sound module, Wi-Fi adapter, and a stop rail for muting the acoustic piano. By muting the piano and turning on the soundcard, the pianist can play in privacy with headphones and enjoy the automatic recording features of PNOcloud and PNOmation, described in the article, "**Buying an Electronic Player-Piano System.**"

But the accompaniment and "silent" functions of a hybrid MIDI controller/acoustic piano are only the beginning of what it can do. Just as the MIDI signal can be sent to a synthesizer or sound card, it can also be sent to a personal computer or transmitted over the Internet. Regardless of whether a MIDI controller originates in an acoustic or a digital piano, it enables the instrument to interact with music software to record, produce notation, control instrumental voices on a personal computer, or interact

**GENIO** creates the sound you wish to hear!!!



## GENIO Components

### Mute Rail

The mute rail works as a damper when using the normal acoustic piano. When engaged by pulling the lever, it prevents the hammers from striking the strings.

### Key Sensor Strip & Pedal Sensor


Sensors detect velocity of key strike and pedal movement, and convert them to MIDI data that can be accessed from the built-in sound board of the Main Unit.

### Main Unit & Control Unit

Main Unit allows performers to listen to the instrument through headphones or speakers. All digital features are accessible through the Control Unit.

### Accessories

Power Supply, Headphones, User's Guide



United States:  
Vienna International, Inc.  
509.946.8078  
Hailunusa@gmail.com

Canada:  
Benchworld  
800.326.0577  
www.benchworld.com

PIANO SILENCER  
**GENIO**

with other pianos in the same room or on different continents. The potential for hybrids in creating and teaching music is limited only by the imagination of the user. Notation softwares—from MakeMusic’s Finale, Avid’s Sibelius, GenieSoft’s Overture, and others—allow the hybrid piano’s key input (playing) to be converted to music notation. This notation can be edited, transposed, split into parts for different instruments, played back, and printed out. The possibilities for teaching are perhaps even more powerful. Taking a lesson from a teacher in a different state or a master class from a performer in a different country becomes possible with hybrid technology, particularly when combined with the player-piano features. Exact copies of performances can be sent to similarly equipped instruments for playback, and critiques—with musical examples—can be sent back to the student. Some systems enable this interaction in real time over broadband connections, complete with synchronized video.


As we’ve said, most of the activity in the field of acoustic hybrids has been among player-piano makers, whose offerings have been either specialized (Silent Piano) or add-ons (QuietTime, SilentPNO). However, MIDI capabilities are now standard in all acoustic pianos, vertical and



Story & Clark Piano Co.

All Story & Clark pianos come with a factory-installed PNOscan MIDI strip beneath the keys.

PIANO ART



*If you thought designer cabinets came only with acoustic pianos, think again.*

*Yamaha’s Modus series of designer digital pianos features a colorful contemporary look.*

grand, made by Story & Clark, a subsidiary of QRS, the only piano maker so far to have done this. If you add a stop rail to silence the piano (available from QRS) and a sound source, you could turn one of these instruments into a “silent” type of hybrid like those described above. But even without those additions, a Story & Clark piano can be used with a personal computer and music software for recording, notation, controlling computer-produced instrumental voices, or any of the myriad other uses possible with a MIDI controller.

### Digital-based Hybrids: Replicating the Acoustic Experience

Now, you may wonder: If you’re just going to use a piano to interact with a computer, play piano sounds silently, or make other instrumental sounds, why bother with an acoustic piano at all? Why not just use a digital piano or keyboard of some kind? The reason is: the *experience*. Digital pianos are long on functionality but short on, shall we say, atmosphere.

For those used to the looks, touch, tone, or other, less tangible aspects of acoustic pianos, digital pianos, in their “pure” form, just don’t cut it—so digital piano makers have spent a great deal of time, energy, and money trying to mimic one or more of these aspects of acoustic pianos. The closer they get to duplicating the experience of playing an acoustic piano, the more they earn the right to the *hybrid* designation—because, when you get down to it, the function of an acoustic piano *is* the experience.

The first aspect of an acoustic piano that digital piano makers mimicked was, of course, the looks, and a large segment of the digital piano market consists of acoustic piano look-alikes. But that alone isn’t enough to earn the title *hybrid*. Next, the mechanism of the acoustic piano found its way into the digital piano. Much engineering has gone into the numerous action designs in digitals, always in the attempt to make their feel and response as close as possible to that of a “real” piano. For example, Yamaha’s GranTouch line of digital pianos uses a slightly

modified acoustic piano action to trigger the piano's sensors (the hammers are small and don't actually strike strings). With such an action, there's no need to simulate certain action processes, such as escapement, because it actually occurs mechanically. Many digital piano actions these days have weighted and/or wooden keys, and other enhancements that do a reasonable job of emulating an acoustic piano action; still, advanced pianists, especially classical ones, are unlikely to be satisfied by most of them.

Of course, digital piano makers have put more effort into copying the tone of the acoustic piano than any other aspect. How they've done this is beyond the scope of this article (see "**Digital Piano Basics**" for this information), but one interesting attempt is that of adding a soundboard to the digital. The Kawai CA-91, introduced in 2006, with its Soundboard Speaker System; and the Yamaha CGP-1000 Clavinova in 2007, with its Hybrid Active Soundboard System, both use an actual piano soundboard, set in motion by transducers, to augment the conventional speakers and impart a more natural tone to the instrument.

The latest entry in the hybrid arena is also the first instrument to be formally named a Hybrid Piano. Yamaha unveiled its AvantGrand series in 2009. The AvantGrand elevates the digital piano to a new level with a number of hybrid technologies, first of which is a real piano action. As mentioned above, this eliminates any discussion of whether or not it *feels* like an acoustic piano action—it *is* one. (However, whether or not the action feels *right* is still a legitimate topic of discussion.) This action controls the digital voices through the use of optical sensors, which measure the velocity of the keys and hammers without physically contacting any

part of the action.

All three AvantGrand models have grand-piano actions, but whereas model N3 is also shaped like a grand, the cabinets of the lower-cost N1 and N2 are closer to that of a vertical piano (which brings up the interesting observation that the decision of whether to call a digital piano a "grand" or a "vertical" is not a simple one). In 2012, Yamaha introduced the model NU1 Hybrid Piano, the first digital piano with a real vertical-piano action.

One aspect of the traditional acoustic-vs.-digital argument that changes with the addition of a real action is the digital's advantage of rarely needing maintenance. While the AvantGrand and NU1 models will never need to be tuned, eventually their actions will require some degree of adjustment or regulation. (We'll bet the piano technician will be surprised when, on arriving to regulate an action, he or she finds the "piano" is a digital.)

But there's more to the feel of an

acoustic piano than its action, and this brings us to the last attribute of acoustic pianos that designers of digitals have attempted to copy: the intangibles. With the AvantGrand, one "intangible"—the vibrations generated by the strings and transmitted throughout the instrument—has been made tangible. Yamaha has added this ingredient to the N2 and N3 by connecting transducers to the action to send the appropriate frequency and degree of vibration to the player's fingers. This is where the experience of playing becomes a bit . . . spooky. Not unlike an amusement-park ride that convinces your brain that you're dodging asteroids while hurtling through space when you are, in fact, fairly stationary, the AvantGrand's Tactile Response System quickly convinces you that you're feeling the vibrations of nonexistent strings.

The illusions don't stop there. When you depress a digital piano's



Yamaha AvantGrand model N3



# MHU1 Hybrid Piano

Real Acoustic Action

Various Computer Interfaces

Transpose & Pitch Control

Multiple Instrument Sounds

Metronome

LCD Display

2 Headphone Jacks

Built In MIDI Interface



**SOLANA**  
BY GENIO

Vienna International, Inc.

509.946.8078

Hailunusa@gmail.com



sustain pedal, you're pressing a spring with constant tension. This is not how the sustain pedal feels on most acoustic pianos, in which the initial movement meets little resistance as the pedal takes up a bit of slack in the mechanism that lifts the dampers. Once the mechanism begins to lift the dampers, the resistance increases. Here again, the AvantGrand does a convincing job of conveying the feel and, perhaps more important, the degree of control available with an acoustic's sustain pedal, including half-pedaling and incremental control. The N3's four-channel sample set and 12-speaker audio system are also convincing, easily tricking the ears into thinking that considerably more than four feet of piano are in front of you. The AvantGrand and NU1 models all use samples from Yamaha concert grands for their sounds.


One area in which digital pianos are not intended to emulate acoustics is that of price. The Hybrid Pianos, with the sound and, in some cases, perhaps the experience, of a Yamaha concert grand, are priced similarly to some of the company's least expensive acoustic grands and verticals. Actually, such comparisons are barely possible—the acoustics lack many of the digitals' features, such as onboard recording, USB memory, transposition, and alternate tunings.


## Which Side Are You On?

As the market for hybrid pianos heats up, buyers will increasingly have to choose between acoustic pianos with digital enhancements and digital pianos that try to create the acoustic experience. Decisions will be made by weighing the relative quality, and importance to the buyer, of action, tone, looks, price, and features. More advanced classical pianists whose digital needs are modest,

and buyers who, among other things, are looking to fill up a living room with a large, impressive piece of furniture, will probably tend to stick with the acoustic-based hybrid for now. Those whose musical needs are more general, or who have a strong interest in digital features, may find digital-based hybrids more cost-effective.

Another factor that may come into play is that of life expectancy. A good acoustic piano will typically function well for 40 or 50 years, if not longer. Few digital pianos made 15 to 20 years ago are still in use, due either to technological obsolescence or to wear. True, the relevant technologies have evolved, as has the design of digital pianos and the quality of their construction. Realistically, however, if past experience is any guide, pianos that are largely acoustic with digital enhancement may well last for many decades, while those that are digitals enhanced with acoustic-like features are unlikely to last as long.

The piano has evolved a great deal since Bartolomeo Cristofori invented it in 1700, and that evolution continues. Today it is possible to buy a piano with an ABS-Carbon action (Kawai), a carbon-fiber soundboard (Steingraeber Phoenix), or one that looks as if it was made for the Starship *Enterprise*! The hybrid piano's blending of acoustic and digital technologies is just another step—or branch—in that evolution. 



**THE PIANO BOOK**

BY LARRY FINE  
WITH A FOREWORD BY KEVIN JARRETT

To order, call  
(312) 337-0747  
or see [www.pianobook.com](http://www.pianobook.com)

SOME OF YOU may have fond memories of gathering around Grandma's old upright player piano and pumping those huge pedals to make it play—until you could hardly walk! As with so many other devices, technology has revolutionized the player piano, replacing the pneumatic pressure and rolls of punched paper with electronics, CDs, and iPods. Today, nearly one out of every three new grand pianos is sold with an electronic player-piano system installed. The capabilities of these systems range from those that simply play the piano (often all that's desired for home use) all the way to those that allow composers to create, play, and print entire orchestral scores without ever leaving the piano bench. You can even watch a video of Billy Joel in concert on a screen built into your piano's music rack while, simultaneously, his "live" performance is faithfully reproduced on your piano! The features and technological capabilities are vast and still evolving.

Before you begin to wade through the possibilities, you should carefully consider your long-term needs. Since many of the features of the more sophisticated systems are related to recording one's performance, you should first decide whether or not you want the ability to record what you or others play on your piano. In many typical family situations, the piano, just like Grandma's, is primarily used for the children's lessons and for entertainment. If that's the case, one of the more basic systems, without recording capabilities, will likely be satisfactory. Most systems can be upgraded to add recording and other more advanced features, should you later find them desirable. However, as technologies advance, it may become increasingly difficult to upgrade your older system.


Some player systems can be added (retrofitted) to any new or used piano, while others are available only on a specific make of piano. When installed in a new piano, some must

be installed by the piano manufacturer, while others can be installed by the dealer or at an intermediate distribution point. A factory-certified local installer of a retrofit can usually match the quality of a factory installation. Installation is messy and must be done in a shop, not in your home; but when done correctly, it won't harm the piano or void its warranty.

The player systems currently on the market can be described as falling into two categories: those intended primarily as home-entertainment systems or for lighter professional use (including commercial use in restaurants, hotels, etc.), and those whose playback and recording

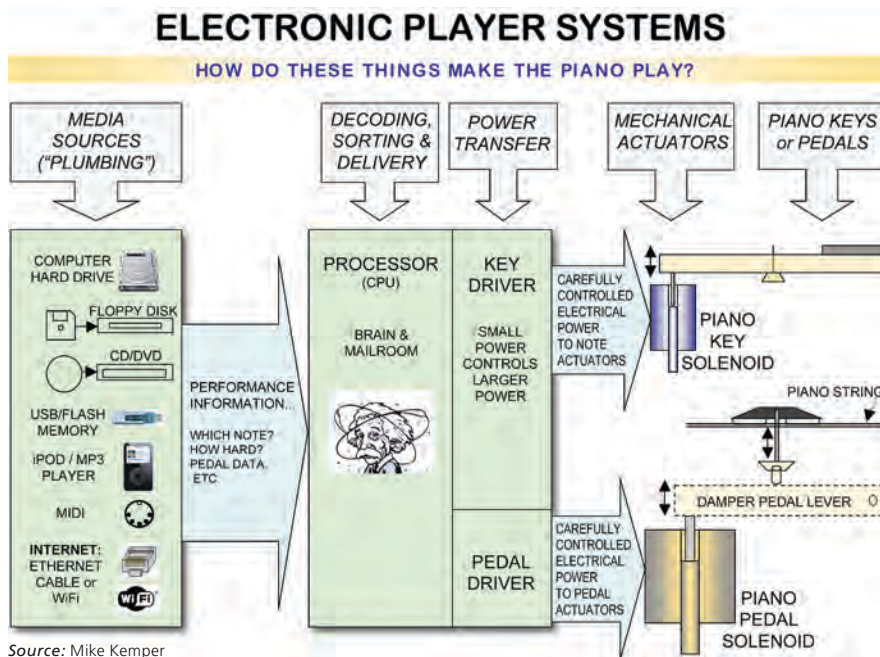
functions are of "audiophile" quality and are intended for the most discriminating or high-level professional users. Generally speaking, the first category includes systems by PianoDisc, Pianoforce, QRS, and most Yamaha Disklaviers; the second category includes the Bösendorfer CEUS, Live Performance, and Disklavier Pro models. However, this classification scheme doesn't entirely do justice to "home entertainment" systems, which can be more sophisticated in other respects, such as versatility and functionality, than some "audiophile" systems.

The quality of a piano performance, either by a sophisticated electro-mechanical reproducing system or by a human being, greatly depends on the overall quality and condition of the instrument being played. Thus, an out-of-tune and/or ill-voiced



The underside of a grand piano with solenoid rail (uncovered), power supply, and speaker installed.

QRS Music Technologies, Inc.



piano with a poorly regulated action would result in an unpleasant listening experience, whether played by human or machine. This, of course, emphasizes the importance of regular and proper maintenance of the instrument. With new pianos, the performance quality of the player-piano system is limited, to a large extent, by the performance quality of the piano itself. Don't scrimp on a piano to afford a player system.

### How a Typical Electronic Player-Piano System Works

Basic player systems consist of:

- a solenoid (electromechanical actuator) rail installed in a slot cut in the piano keybed (the structural part of the piano that supports the keys and action)
- a processor unit and other electronics mounted under the piano
- a control box that plays floppy disks and/or CDs (depending on the model), and is either mounted under the keybed at the front of the piano, or sits on or near the piano. In some models, the con-

rol box contains no disk drives and is hidden away under the piano, depending instead on your own CD player, MP3 player, or other device for the musical input.

- a remote-control device for operating the control box from a distance
- one or more amplified speakers, unless you choose a system configuration that uses your own speakers

On the solenoid rail, there is one solenoid for each key. There is also a solenoid for the damper pedal and, sometimes, one for the una corda (soft) pedal. Each solenoid contains a mechanical plunger that, when activated by an electronic signal, pushes against a key or against the pedal trapwork. When playing compatible specialized software, one track contains the MIDI signal that drives the piano solenoids; the other tracks provide an instrumental and/or vocal accompaniment that plays through a stereo system or through amplified speakers that come with the player system. The accompaniment may be in the form of

synthesized or sampled sounds, or actual recordings of live musicians.

For recording, keystroke and pedaling information are recorded in MIDI format by a sensor strip installed beneath the keys and sensors attached to the pedals. Some systems also record hammer motion. This information can be stored for later playback on the same piano, stored on other media, or sent to other MIDI-compatible devices.

The same sensors used for recording can turn the piano into a MIDI controller. Add headphones, a device for mechanically silencing the acoustic piano, and a sound card or other tone generator, and you essentially have a hybrid acoustic/digital piano you can play late at night without disturbing anyone. Because this feature can be used independently of the player piano, most manufacturers of these systems make it available separately under such names as Silent Piano (Yamaha), Quiet-Time (PianoDisc), and SilentPNO (QRS). Of course, the MIDI controller can also be used with or without a tone generator to send a MIDI datastream to a computer for use with composing and editing software, among other applications. (See the article “**Hybrid Pianos**” in this issue for more information.)

### Common Features

Basic player-piano systems share a number of features:

- playback of piano music with a good reproduction of the artist's performance
- playback of piano music with a full band, orchestral, and/or vocal accompaniment (yes, it will sing!)
- a repertoire of thousands of songs and the ability to download music from the Internet
- connectivity to home sound or home-theater systems
- remote control

Other capabilities, in a variety of applications, are considered valuable tools for composers, educators, and students, as well as performers. They include:

- a system of sensing key and pedal motions that can capture and record the nuances of a live performance for later playback or editing
- playing every instrument of the orchestra (and then some!), using the piano keyboard coupled with an onboard and/or outboard sound module
- the ability to import and export performances through a variety of wired/wireless connections, including MP3s, iPods, the Internet, etc.
- synchronizing a solo-piano performance on your piano with a commercially available CD or DVD of a famous performing artist
- Internet radio that streams data specifically formatted for the player system, for a virtually unlimited supply of musical input
- connectivity to a computer, facilitating music editing, enhancing, and printing
- connecting to teachers and other players anywhere in the world via the Internet

In addition to bundling some amount of music software with the purchase of their systems, most manufacturers record and separately sell software for their systems on floppies, CDs, or DVDs, or as downloads from a website. A significant caveat is that one manufacturer's software may—by design—not work unconditionally with another player's hardware.

### Questions to Consider

To list and compare the wide variety of features and capabilities offered by each of the player systems would be beyond the scope of this article.

However, the most significant concerns, aside from price, are the following. Ask your dealer or installer about the ones that interest or concern you.

- **Installation:** Can the system be installed in any piano (retrofit), or is it exclusive to a particular brand of piano? If exclusive, this will limit your options as to what brand of piano to buy.
- **Music Source:** Do you have a preference of source of music for the system: CDs, floppies, Internet downloads, iPod, MP3 player, etc.? This will influence your choice of system brand and configuration.
- **Recording:** Do you need recording capability, or the ability to use the system as a MIDI controller? This will also allow you to play silently with headphones, or to connect to a computer to edit and transcribe music, among other benefits.
- **Wireless:** Do you need to operate the system from a distance? Most systems have a wireless remote control available. Some can also be adapted for wireless transmission of music from the control box to the piano—for example, in a commercial establishment, where a CD player must be located some distance from the piano.
- **Visibility:** Is it important to you that the control unit not be visible or be very unobtrusive? Some models may be more suitable in this regard than others.
- **Equipment:** Do you need a system with a CD player, floppy disk drive, and/or iPod included, or will you be supplying your own? Do you need speakers or a video monitor, or will you be connecting the system to your own stereo system or home theater?
- **Memory:** Do you need internal memory for data storage, or will

you be using external data storage? Can external memory be connected?

- **Software Compatibility:** Can it play the music libraries of other manufacturers' systems? It's important to note, however, that because competitors sometimes change their formats and encryption, the ability to play the data format of a particular competitor's software may not be guaranteed.
- **Dynamic Resolution:** How many gradations of volume can the system record and play back? Most systems record and play back in 127 increments, which is more than sufficient for most uses. Some pre-recorded CDs play back with as little as 16 levels of expression—still probably enough for casual use, but you should test out the type of music you expect to listen to to see if it meets your musical expectations of dynamic range (gradations of loud and soft). A few systems can handle 1,000 or more increments. This may be desirable for high-level professional or recording applications, or for the most authentic playback of complex classical compositions. Likewise, some have higher processor speeds that scan the system a greater number of times per second for greater resolution. Some record by sensing only key movements, while others, for greater accuracy, also sense hammershank movements.
- **How many notes play back?** Some systems provide playback support for all 88 notes, while others come standard with as few as 80 solenoids (the highest and lowest four notes are not supported), with 88 as an option. The reason for providing only 80 is that installing more than that number sometimes requires removing

some wood from the top of the piano legs to accommodate the extra solenoids. This is not visible and doesn't harm the piano, but may not be desired by some customers. Most available music software will play just fine on 80 notes. But if you're planning to record yourself and use the notes at the extremes of the keyboard, or if you know you'll be playing back music recorded elsewhere that uses all 88 notes, you'll want the system to be able to play them. If that's the case, be sure to let the dealer or installer know.

- **Pedals:** Which pedals are played by hardware (solenoids) and which, if any, are mimicked by software? Hardware provides a more authentic piano performance, but duplication of pedal functions by software is simpler. Most important is hardware support for the sustain (damper) pedal, and all systems currently provide that. Only a few also provide hardware for the soft pedal (less important), and fewer still for the sostenuto (middle) pedal (unimportant).
- **Damper Pedal Performance:** Does it record multiple damper-pedal positions, allowing for pedaling techniques such as "half-pedaling," or does it simply record an "on" or "off" position? As with dynamic resolution, the recording and playback of multiple pedal positions is desirable for an authentic performance experience. The on/off mode is sufficient for very casual or simple uses.
- **Pedal Functionality:** Some add-on (retrofit) systems, when installed, may alter the functionality or feel of the pedals, especially the middle pedal. If possible, try playing a piano on which a similar player system is installed to see if the pedal operation is

okay for you. If only the middle pedal is affected, it might not matter to you, because this pedal is rarely used.

- **Playing Softly:** How well does the system play softly without skipping notes and without excessive mechanical noise? This is especially important if you plan to use the player piano for soft background music. If so, be sure to try out the system at a low volume level to be sure it meets your expectations.
- **Music Software:** How well does the available music software satisfy your needs?
- **Options:** What special features, advantages, and benefits are included or are optionally available? Examples include the ability to synchronize the piano with commercially available CDs and DVDs, features used for teaching purposes, built-in video monitor, subscriptions to Internet music libraries or streaming radio that make available virtually unlimited input to your piano, bundled music software, and so forth.
- **Upgradability:** To what extent is the system upgradable? Most systems are highly upgradable, but the upgradability of some entry-level systems may be limited.

### How Much Player-Piano Systems Cost

The cost of electronic player-piano systems varies enormously, not only from one system to the next, but even for the same system, depending on where it is installed and other factors.

A dealer has several ways of acquiring an add-on (retrofit) player system, which can affect the price at which the system is sold. Factory-installed systems—installed while the piano itself is being manufactured—

are the least expensive for the dealer to acquire. Several large piano manufacturers are authorized to do this. In addition, the companies that make the player systems may factory-install them into brands that they own; for example, QRS Pianomation into the Story & Clark brand, and PianoDisc into the Mason & Hamlin brand. When installed this way, the difference in price between the piano alone and the piano plus player system may be quite moderate. The next more expensive options are when the player system is installed at an intermediate distribution point before reaching the dealer, or when a larger dealer, in his own shop, installs a system in a piano already on the showroom floor—with most brands of piano, either of these can be done. More expensive yet is when the smaller dealer must hire a local independent installer to install a system in a piano that is on the dealer's showroom floor. The most expensive option is to have a system installed in a piano you already own. In that situation you also incur the expense of having the piano moved to and from the installer's shop. The resulting retail price of the most expensive option can be double that of the least.

The cost can also vary because player systems are often used by dealers as an incentive to buy the piano. The dealer will charge well for an expensive piano, then "throw in" the player system at cost. Or vice versa—the dealer lets the piano go cheaply, then makes it up by charging list price for the system. The more modular systems can also vary in price, according to which options and accessories the dealer includes.

For all these reasons, quoting prices for player systems without knowing the context in which they're installed and sold is nearly futile. Nevertheless, as a rule of thumb, one of the more popular, typically



configured, factory-installed QRS or PianoDisc systems with playback and accompaniment might add \$5,000 to \$6,000 to the street price of the piano, with recording capability adding another \$1,500 or so. However, for the reasons given above, prices 30 percent lower or higher aren't unusual. A list of electronic player-piano add-on systems and their manufacturers' suggested retail prices follows the "**Model & Pricing Guide**" in this publication.

As for systems available only as factory installations, Yamaha Disklavier grands generally cost \$8,000 to \$20,000 (street price) more than the same Yamaha model without the player system. At the high end, a Bösendorfer CEUS will set you back \$50,000 to \$60,000 (street price). The retail prices of these systems are included under their companies' listings in the "**Model & Pricing Guide**."

## THE SYSTEMS

### **BÖSENDORFER CEUS**

Yamaha Corporation of America  
P.O. Box 6600  
Buena Park, California 90622  
714-522-9415  
[info@boesendorferus.com](mailto:info@boesendorferus.com)  
[www.boesendorfer.com](http://www.boesendorfer.com)

Bösendorfer's SE Reproducer System, out of production for a number of years, has been replaced by an all-new design called CEUS (Create Emotions with Unique Sound), with updated electronics and solenoids. The visual display is discreetly located on the fallboard and is wireless, so the fallboard can be removed for servicing the piano without the need to disconnect any wires. Player controls for recording, playback, and data transfer are by means of a combination of keystrokes on the sharp keys aligned with the fallboard display, pedal movements, and four small, brass, touch-sensitive buttons on the left side of the fallboard. When the system is inactive, these four brass buttons are the only evidence that the CEUS system is installed in the piano. Optical sensors measure key and hammer movements at an extremely high sampling rate, for maximum accuracy and sensitivity to musical nuance. Bösendorfer has a library of recordings for CEUS, and the system will also play standard MIDI piano files. CEUS is available in every Bösendorfer grand model and adds about \$70,000 to the piano's list price. Retrofitting of CEUS into previously sold Bösendorfers is available at the factory.



The black keys aligned with the fallboard display are among the controls used to operate the Bösendorfer CEUS.

### **LIVE PERFORMANCE MODEL LX**

Live Performance, Inc.  
316 California Ave., Suite 825  
Reno, Nevada 89509  
775-331-5533  
[sales@live-performance.com](mailto:sales@live-performance.com)  
[www.live-performance.com](http://www.live-performance.com)

Live Performance was founded in 1992 by Wayne Stahnke, one of the world's foremost authorities on the design of electronic player-piano systems, and perhaps best known for designing the SE reproducing system that Bösendorfer factory-installed in its pianos in the mid-1980s.

In 2007, Live Performance introduced its own player-piano system, the Model LX, which provides playback performance that the company says rivals that of the legendary SE system at a price competitive with other retrofittable player systems.

Compatible with any grand piano, the LX matches the technical specifications of the SE's playback system, including a high keyboard sample rate (800 times per second), high-resolution note expression (1,020 dynamic levels for each note), support for 96 notes (to cover the extended keyboards of some concert grands), and proportional pedaling (256 positions). Among the LX's unique features is the immunity of its expression to variations in line voltage, using a patented proprietary method. The LX also features a closed-loop pedal servomechanism that enables it to reproduce with great accuracy a pianist's use of the sustain pedal—especially subtle half-pedaling effects. A keyboard-shift (una corda pedal) option provides proportional control of the shift with 256 positions, to make available the added tonal colors that the una corda provides. Retrofit LX kits are playback-only, but a high-resolution recording system providing SE-level performance is available as a custom installation.

In the interest of being future-proof, the LX is not dependent on any particular audio technology; instead, it is driven by a special audio signal delivered from any current or future source, including CD, DVD, and MP3 players, mobile devices, computers, and home multimedia distribution systems. This provides maximum flexibility and the ability to take advantage of future audio technologies as they appear.

The LX is notable for having pioneered the low-profile style of solenoid rail that has become fashionable among providers of today's retrofittable player systems. This style houses an arrangement of staggered solenoids within the keybed slot, eliminating unsightly protrusions beneath the piano and requiring less modification of the piano's pedal trapwork during installation. The mounting rail's rigid steel structure restores the integrity of the keybed after the slot for the solenoid rail has been cut into it.

In addition to its own high-resolution format, the Live Performance Model LX plays a variety of commercial player-piano formats. Ten high-resolution albums from a growing catalog of piano performances are included with the purchase of each LX system. Software is available to translate piano performances in other formats (e.g., MIDI files) into native LX streams, extending the benefits of the LX's high-resolution performance to a wider selection of music.

## **PIANODISC**

PianoDisc  
4111 North Freeway Blvd.  
Sacramento, California 95834  
916-567-9999

[www.pianodisc.com](http://www.pianodisc.com)

PianoDisc makes retrofit player-piano and performance-capturing systems, including a newly released optical recording system, that can

be added to virtually any acoustic piano—grand or vertical, new or used—and even some digital pianos. Pianos fitted with PianoDisc systems maintain full functionality of all pedals, and playback (and optional record) of all 88 notes. Piano manufacturers offer factory-installed PianoDisc products, and piano dealers in over 60 countries have installations done at their locations by trained and certified PianoDisc technicians.

PianoDisc's principal player-piano system is called **iQ**. The core technology of the iQ system, hidden within the piano body, can play back PianoDisc music using, as a source, almost any media player. The most popular configuration is the iQ iPad Air bundled with an Apple iPad and Airport Express for wireless control. With iQ, customers can operate all functions of the system from a single, familiar source that also allows them to take advantage of hundreds of apps (offered through Apple's App Store and Google Play) for additional enhancement and enjoyment. Unique within the industry, iQ features a patented method of detecting adjustments made in the volume of the music player to automatically match the piano's volume to it. Each PianoDisc system includes a free package of music and video software valued at \$1,400, and a set of five CDs of the customer's choice from the PianoDisc catalog.

PianoDisc's high-resolution solenoid system, **SilentDrive HD**, is standard equipment on all current PianoDisc player systems. Each key's solenoid recognizes 1,024 levels of expression. SilentDrive HD offers quiet playback of original piano performances, and features a faster processor and streamlined architecture that improve timing, velocity, and dynamics. The ProPedal proportional pedal feature, introduced in 2013, is a low-profile, invisible

pedal-drive system that uses the piano's original pedal trapwork without any modification of the piano's profile or operation.

Also introduced in 2013 was the new YouTube channel **PianoTube LIVE**. It delivers, to the customer's home or commercial establishment, high-quality HD videos of live concerts, piano performances, and even multi-instrument/vocal recordings or albums synchronized to a customer's own piano. Using the PianoTube LIVE smartphone app, customers can easily record and upload their own video performances directly to YouTube, which can then stream and play PianoDisc-equipped pianos "live" all around the world without requiring the substantial bandwidth needed by some other systems. Compatible with player systems equipped with iQ technology, this exclusive PianoDisc channel is designed to enhance the PianoDisc experience by integrating it into social media and remote education networks.

**Music Store**, also introduced in 2013, has replaced MusiConnect as a simpler, more user-friendly way to buy and download music from the PianoDisc website. The new process includes a downloadable format that delivers compressed (Zipped) MP3 files directly to a computer. Other formats available for purchase include CD, floppy disk, and SD card. The new, streamlined process also includes pre-synced performances for the PianoDisc original-album genre PianoSync.

Beginning in the second quarter of 2014, PianoDisc customers will be able to use the latest Android technologies, in addition to Apple and other smart devices, to stream audio music and videos directly from PianoDisc's vast library to their pianos, using a custom PianoDisc app or a media player such as Avia or DoubleTwist. In addition, customers

will be able to purchase and play digitally delivered content directly from a smart device in a simple one-step process. With Android integration, customers can also project the synchronized videos using Google's Chromecast.

PianoDisc's live, free, streaming piano radio network, available 24/7 to all iQ-based systems, can play a customer's piano directly. PianoDisc expects to soon add more stations with a greater variety of music programming. This service should be of special interest to hotels, restaurants, and other businesses that use PianoDisc to provide their customers with nonstop, royalty-free entertainment.

The **PianoDisc Remote** app is a utility for the iQ system with many custom features. Although piano and audio balance can be adjusted with the iQ Audio Balance Control, PianoDisc Remote lets users further customize the volume levels and balance of the piano and audio accompaniment, and to fine-tune their synchronization. Revamped with new features for 2014, this app is now available at a lower price (\$24.99) through the Apple App Store.

**iQ Flash**, an entry-level system, is another addition to the PianoDisc line. Basic operation is accomplished by playing PianoDisc MP3 or MIDI files from USB, SD, or MMC flash memory. All functions can be accessed either from the included remote control or via a few multifunction buttons on the face of the iQ Flash control box. Audio and piano balance controls are easily



**iQ Flash**, an entry-level system, is the latest addition to the PianoDisc line.

adjusted with the wheel next to the SD slot. An easy-to-read, high-contrast, backlit LCD display allows the user to view and make song selections, and to use the Repeat and Shuffle features. Incorporating the Studio Performance package into iQ Flash allows players to capture performances as MP3 files on their preferred media-storage devices. With an additional mixer and a powered microphone, vocals can be added to the recording.

**AlwaysPlay** allows the user to import any MIDI file and play it back on the piano, even if the original recording contains no piano part. AlwaysPlay recognizes the lead instrument (guitar, organ, flute, etc.) and substitutes the piano for it.

For use with its systems, PianoDisc maintains a growing library of thousands of music titles available as digital downloads, CDs, DVDs, and high-definition Blu-ray discs. The library includes solo-piano performances by famous artists, piano with instrumental accompaniment (most of these are live recordings), and vocals in 28 different categories. PianoDisc has recently introduced over a dozen famous Chinese albums, including folk, popular, traditional, and classical Chinese music.

**PianoSync** is a MIDI-controlled piano performance that synchronizes with a commercially available audio CD of a major recording artist. PianoSync albums are purchased from PianoDisc's website as downloads or CDs. (The purchase includes the original artist's CD.) When the buyer plays the merged file on the PianoDisc system, the original CD recording is heard, along with its new, live piano accompaniment.

**PianoVideo HD**, the first high-definition video format created specifically for modern player-piano systems, combines MIDI, audio,

and video. The PianoVideo HD technology gives PianoDisc owners the ultimate entertainment experience: as they watch a high-definition video, their piano will play along with it live, in sync with the pianist on screen. PianoVideo HD performances come on standard-definition DVD or Blu-ray discs.

## **PIANOFORCE**

Pianoforce LLC  
115 South Ohio  
Sedalia, Missouri 65301  
877-542-8807  
[sales@pianoforce.com](mailto:sales@pianoforce.com)  
[www.pianoforce.com](http://www.pianoforce.com)

Pianoforce is a new entrant into the player-piano market under its own name, but the company that makes it—Ncode Ltd. of Bratislava, Slovakia—has been developing and manufacturing front-end controllers for the player-piano systems of other companies, such as Baldwin and QRS, since 1995. In 2005, Pianoforce was first offered as a complete system in the pianos of selected piano makers. In 2006, it was introduced as a retrofit kit installable in any piano, new or old. Designed and built by Ncode in Europe, the kit is ordered through a piano dealer and is typically installed in a new piano either at a distribution point or at the dealer location.

Pianoforce says that its system differs from those of its competitors in that the main rail component also contains all the controlling electronics, eliminating the need for a lot of complicated wiring and making for a neater and simpler installation. Also, a technician can plug a laptop computer into a USB port on the rail and, using software supplied by Pianoforce, can customize the system to the piano and to the customer's preferences through the control of many playing parameters, such as solenoid force, note release, and pedal release. These custom settings

can then be archived on the laptop. The system automatically calibrates itself to the piano's sound with the help of a small sensor mounted on the soundboard. The combination of automatic calibration with manual setup ensures the best playback performance for each individual piano following installation.

In 2007 Pianoforce introduced its latest controller, the Performance. Expanding on the company's past experience in supplying control components for other companies, the new controller contains some of the newest, most advanced features in the player-piano arena, such as the ability to read the software of other systems, including Yamaha Disklavier, QRS (except SyncAlong), and Web Only software, plus standard MIDI files; and onboard connections to the Internet via an Ethernet or wireless hookup, through which the user can download music from Pianoforce or even have system problems diagnosed. There are three USB ports for greater versatility, such as plugging in flash memory or a WiFi key. There is an optical digital stereo output and a dedicated subwoofer output line. The system can now be controlled remotely via the user's iPod Touch or iPhone, and Internet streaming radio is available 24/7 with piano accompanied by original audio tracks.

The system comes with 500 MB of internal memory, pre-loaded with approximately 20 hours of piano music and expandable to 8 GB. The units are also shipped with approximately 400 Star Track piano recordings. A Star Track is a piano file in MIDI format synchronized to an original audio CD. When the audio CD is inserted, the corresponding Star Track is activated and plays a 30-second sampler accompaniment on the piano.

**Keescan**, an optional recording feature, uses optical sensors to record key and sustain-pedal movement. Also available is the **AMI**

box, which facilitates connection of a microphone, iPod, and other USB devices. In addition to the system's ability to play other makers' software, Pianoforce is building its own library of CDs.

### **QRS PNOmation**

QRS Music Technologies, Inc.  
269 Quaker Drive  
Seneca, Pennsylvania 16346  
800-247-6557  
[www.qrsmusic.com](http://www.qrsmusic.com)

**PNOmation II** is the latest generation of QRS Music's flagship player-piano product, PNOmation, formerly called Pianomation. In addition to PNOmation, QRS has released a family of products under the PNO trademark, including PNOscan, SilentPNO, PNOcloud, and others.

PNOmation II is an electronic player-piano system that can be installed in virtually any piano, grand or vertical, new or used. Most manufacturers endorse the PNOmation system, and will install it, at a dealer's request, at one of their manufacturing or distribution points. QRS installs the system in many major brands of piano at its own U.S. factory, and it can also be installed at a dealer location by a QRS-trained technician.

Traditionally, electronic player pianos have been defined by the type of control box at the front of the piano, or by the controller's capabilities. PNOmation II differs in integrating the core features of every controller, including the music, into the PNOmation engine, thereby eliminating confusing options as well as the need to have a box hanging under the piano. Instead of offering a modular approach to the equipment required for various features, PNOmation offers all features standard, and a modular approach to their use. For example, the user can log in to the PNOmation system through any web-enabled device, pull up the system's embedded

web-app user interface, and begin to play the piano; or, for those who are more comfortable with inserting their music selections into the device, music can be delivered via a USB thumb key; then you need only push Play on the system's remote control, or the Play button on the unit itself.

Key to PNOmation II's flexibility is the fact that it is delivered in a stand-alone-network mode, with its own network serving its own user interface, or web app. The big advantage of this approach is that a web app gives the user full control of all parameters of the system and how music is played. Some customers are concerned only with whether a song is a solo performance or a performance with background music, which they can determine from the web-app screen. Other customers may want to manipulate a MIDI file to change the tempo or tuning, and some may want to upload a recorded performance to view or change. None of this is possible with an off-the-shelf MP3 playback engine, but all of it is easily done with QRS's PNOmation II web app.

The web app also offers the customer several new control capabilities over the PNOmation II engine, including controlled release of the sustain pedal, to give it a soft landing and eliminate the potential thump heard with the release of the damper tray. The same controlled-release technology has also been applied to the keys, improving the PNOmation's already quiet playback while adding much more lifelike fingering. Other features include trill timing compensation, delay compensation, pitch correction, and MIDI-output curve maps. While most customers will use the default settings, those who want to dial in the perfect performance will be able to do so.

All of the data that controls the movements of the piano keys and pedals is in a non-compressed MIDI

format (a high-definition MIDI format will soon be released). All music available for the new PNOmation II—currently over 6,300 tracks and growing—can be purchased one song at a time or by the album, using a subscription or credits, giving listeners great flexibility in hearing what they want to hear.

While not required, connecting PNOmation II to a home network is easy to do. As a device on a home network, a PNOmation-equipped piano can be updated and/or controlled remotely via the Internet by accessing the web-app user interface via iPhone, iPad, iPod, Android, Mac, Google Chrome browser, Kindle Fire, or any other similar piece of technology.

**SyncAlong** is a patented means of delivering music, whereby a MIDI-controlled piano performance synchronizes with a commercially available audio MP3 of a major recording artist. SyncAlong allows the listener to hear the original artist's content while the piano plays along. **Qsync** is a DVD interface designed to implement QRS's patented DVD SyncAlong technology. With the addition of Qsync, a PNOmation II player piano will be able to play along with selected popular, commercially available concert DVDs.

PNOmation II can also be integrated with the **PNOscan** optical sensor strip, a leading technology for recording performances on an acoustic piano that is standard on all Story & Clark pianos. The PNOscan strip doesn't touch the keys, using only reflected light to continuously measure key and pedal movements. By integrating PNOscan with PNOmation II in a one-time setup operation, one need only play the piano and the piece is recorded—no login, no need to push Record or Stop. Just pull up a bench and play, and your performance is saved both locally (named according to your preset preferences) and

uploaded to your personal QRS PNOcloud account. The file can also be sent to your favorite editing program or e-mailed to a friend—all without boxes or wires.

Upgrades from existing Pianomation systems to PNOmation II require replacing the Pianomation processor, and installing a WiFi adapter and a port extender—altogether, about a two-hour operation. PNOmation II can also be added to competitors' systems, allowing them to have PNOmation-type capabilities and music.

### **YAMAHA DISKLAVIER**

Yamaha Corporation of America  
P.O. Box 6600  
Buena Park, California 90622  
714-522-9011  
800-854-1569  
[infostation@yamaha.com](mailto:infostation@yamaha.com)  
[www.yamaha.com](http://www.yamaha.com)

Disklaviers are Yamaha (and now Bösendorfer) pianos that have been outfitted with an electronic player-piano system. These mechanisms are installed only in new Yamahas and the Bösendorfer model 200, and only at the Yamaha and Bösendorfer factories. They cannot be retrofitted into older Yamahas or any other brand.

Disklavier differs from most aftermarket systems in that Disklavier is not modular. Whatever Disklavier features come with a particular model of piano are what you get (although software upgrades are possible). The sophistication of the key, hammer, and pedal sensing also varies, depending on which Disklavier version is associated with that particular piano model. For a number of years, the Mark IV was the standard Disklavier version in the U.S. It has now been replaced by the E3.

Some of the highlights of the **E3 Disklavier** include:

- CD drive (floppy drive optional)
- flash memory
- infrared remote control

**DELIVERING QUALITY,  
VALUE AND INNOVATION  
IN MUSIC TECHNOLOGY  
FOR OVER 100 YEARS.**



[WWW.QRSMUSIC.COM](http://WWW.QRSMUSIC.COM)

1-800-247-6557

To discover the benefits of PNOscan™, see our other ad on page 17.

- built-in Ethernet for connecting to your network and downloading MIDI files
- grayscale (continuous) hammershank sensors for more sensitive recording capabilities (except models DU1E3, DGB1KE3, and DGB1KE3C)
- XG tone generator with hundreds of synthesized and sampled sounds
- built-in speaker system (except model DU1E3)
- two-track recording capabilities
- Silent System (except models DU1E3, DGB1KE3, and DGB1KE3C): consists of Silent Mode (silences the acoustic piano for listening through headphones), Quiet Mode (silences the acoustic piano and directs the sound to speakers), Quick Escape Action (maintains correct action regulation when using Silent Mode or Quiet Mode), headphones, and a dedicated digital-piano sound chip.
- SmartKey: a teaching device
- CueTime: a smart accompaniment feature
- PianoSmart Audio Synchronization: the ability to link a piano track in MIDI format with selected popular CDs on the general market for synchronized playback
- Video Sync: videotape a piano performance and the Disklavier will play the performance perfectly on the piano whenever you play the video of the performance
- Disklavier Radio: a group of streaming MIDI music stations, available by subscription
- Disklavier TV: streaming performances (both live and on-demand) that include video, audio, and MIDI, all perfectly synchronized, available by subscription
- can be controlled via any Apple iDevice
- can play more softly than previous Disklavier systems without missing notes

The E3 Disklavier is available on the 48" U1 upright, and on all Yamaha grands except models CF4 and CF6. The version available for grands 6' 1" and larger is the E3PRO, which has higher internal recording resolution and a greater dynamic range than the regular E3.

As noted above, the version available on the U1 and on 5' grand model DGB1K has limited functionality—key sensors only, and no Silent System (and no speakers on the U1). In addition, a lower-cost, Classic version of the E3 is available only on the model GB1K. Although this model provides the same range of damper effects as a standard Disklavier, they are accomplished by acting directly on the damper action inside the piano, without physically moving the piano's pedals. This model also has only one MSP3 speaker (most other Disklavier models have two), and comes with a lower-cost bench.

(Note: No longer made, but still on dealers' showroom floors, the models DGC1ME3, DGC2E3, DC1E3, and DC2E3 have no hammer sensors and no Silent System.)

Owners of Mark IIXG and Mark III systems can access many of the advanced features found in the E3 system by purchasing replacement control unit DKC-850.


For simple playback, most player-piano systems now on the market are probably equally recommended. The Disklavier, however, has a slight edge in reliability, and its recording system is more sophisticated than most of the others, especially in the larger grands. For this reason, it is often the system of choice for professional applications such as performance and teaching, and much of Yamaha's marketing efforts are directed at that audience.

Two examples are especially noteworthy. Yamaha supports the Minnesota International e-Competition, in which contestants gather in several cities and play Disklavier concert grands. Their performances

are recorded using Video Sync, then sent to judges in another location, who, rather than listen to recordings, watch and listen to the music reproduced perfectly on other Disklavier pianos.

A similar concept is a technology called Remote Lesson, which debuted in spring 2010 after years of development and testing. A student takes a lesson on one Disklavier while a teacher located far away teaches and critiques on a second Disklavier connected via the Internet, student and teacher communicating with each other in real time via videoconferencing. Initially, this feature will be made available only to selected universities and at additional cost. Details and timing regarding availability of this feature to individuals is still under discussion.

Yamaha's latest Disklavier offering is Disklavier TV, which uses RemoteLive technology. Disklavier TV makes it possible for Mark IV or E3 Disklavier owners to receive video, audio, and piano data in perfect sync, so they can receive concerts in their home with their Disklavier playing the piano part in sync with the rest of the concert. During the 2013 NAMM trade show, Yamaha used this technology to hold a major concert in which Elton John was broadcast live, playing Disklavier pianos in many different countries simultaneously, in perfect sync with program audio and video.

Yamaha maintains a large and growing library of music for the Disklavier, including piano solo, piano with recorded "live" accompaniment, piano with digital instrumental accompaniment, and PianoSmart arrangements. The system will also play standard MIDI files types 0 and 1. 

**Mike Kemper**, a Los Angeles-based piano technician and expert on electronic player-piano systems, contributed to this article.

# *Your* Living Room Becomes the Artist's Stage!

One of the Disklavier's greatest features is the exclusive ability to transport you to the front row of concerts thousands of miles away without ever leaving your living room! DisklavierTV™ perfectly synchronizes video and audio with MIDI data streaming over the Internet so you can watch a musician perform **LIVE** on TV while actually playing YOUR piano!

Not only does DisklavierTV bring you live events, it also features hundreds of **ON DEMAND** single song selections that you can watch and listen to when it's convenient for you. Furthermore, Yamaha also offers frequent **WEEKEND ON DEMAND** broadcasts--available for weekends at a time, these include full length performances from major events and Yamaha artists.

Begin enjoying all the capabilities of your Disklavier by subscribing to DisklavierTV now! Simply visit <http://4wrd.it/DTVPR> and sign up for a low-cost monthly or annual subscription!



Enjoy **LIVE** events, like the Monterey Jazz Festival.



Watch and listen to performers **ON DEMAND**.



See concerts each **WEEKEND ON DEMAND**.



THIS SECTION contains brief descriptions of most brands of new piano distributed nationwide in the United States. Brands that are associated with only a single dealer, or otherwise have marginal distribution, are omitted unless I believe them to be significant in some respect. These profiles contain, sometimes verbatim, material from the fourth edition of *The Piano Book* where still relevant and accurate, accumulated changes from past *Supplements*, and new material gleaned from interviews with manufacturers and industry professionals. The contact information listed for each brand is that of the brand's U.S. distributor, or of the manufacturer itself if there is no separate U.S. distributor. Most manufacturers had an opportunity to see, comment on, and correct for factual accuracy the descriptions of their products. To keep the size manageable, however, much historical and technical information was abbreviated or omitted, including information on older, discontinued models, and on problems and defects that have long since been rectified. Although the information in this publication will usually be sufficient to help guide you in purchasing a new piano, you

may wish, at your leisure, to peruse *The Piano Book* for additional commentary on the brands you're considering. Just be aware that, particularly where it conflicts with information in this publication, *The Piano Book* may no longer be accurate. In most cases, brands included in *The Piano Book* but not here, are either out of business or no longer distributed in the United States.

As in *The Piano Book*, the articles here are a bit quirky—that is, they vary in length, and in the thoroughness with which they treat their subjects. Some companies have more interesting histories, some instruments have more unusual technical features, some brands have more controversial issues associated with them, and some manufacturers were more helpful than others in providing access to interesting material. The comments are more descriptive than evaluative. For a “road map” depicting how I think the piano industry views the different brands relative to one another, see the article “**The New-Piano Market Today.**”

Note: Electronic player-piano systems are covered in “**Buying an Electronic Player-Piano System,**” elsewhere in this issue.

### **ALTENBURG, OTTO**

Wyman Piano Company  
P.O. Box 506  
Colusa, California 95932  
908-351-2000

[info@wymanpiano.com](mailto:info@wymanpiano.com)  
[www.altenburgpiano.com](http://www.altenburgpiano.com)

Pianos made by: Beijing Hsinghai Piano Group, Ltd.,  
Beijing, China

This is the house brand of Altenburg Piano House, a New Jersey piano retailer in business for over 150 years, at one time as a manufacturer. This brand is sold via the

Internet and through other dealers, in addition to the company's own stores. For many years, Otto Altenburg pianos have been made by Samick in Korea or Indonesia, though sometimes to musical and cabinet designs different from Samick's own. More recently, Altenburg has engaged the Beijing Hsinghai Piano Group in China to make a new line of pianos, some of which are exclusive to Altenburg, with individually hitched strings. The Beijing models are the ones shown in the Model & Pricing Guide of this issue. Grand models up to 5' 3" use a laminated soundboard, larger models use solid spruce.

Warranty: 12 years, parts and labor, transferable to future owners within the warranty period.



## ASTIN-WEIGHT

Astin-Weight Piano Makers  
P.O. Box 65281  
Salt Lake City, Utah 84165  
801-487-0641  
[astinweight@yahoo.com](mailto:astinweight@yahoo.com)

Astin-Weight pianos have been made in Salt Lake City since 1959. The company continues to engage in limited production at several temporary locations due to storm damage at the factory. Most sales are made directly to consumers by the manufacturer at a steep discount.

Astin-Weight vertical pianos, 50" in height, are unusual from a technical standpoint because they have no backposts, instead relying on a massive full-perimeter plate; and also because the soundboard takes up the entire back of the piano, behind the pinblock, resulting in a much greater volume of sound than from a conventional piano (see *The Piano Book* for an illustration of this feature). Many of the cabinet finishes are simple, hand-rubbed oil finishes. The 41" console has been discontinued.

The Astin-Weight 5'9" grand is produced in very limited quantities. It has an unusual symmetrical shape and is hinged on the treble side instead of the bass. The company says this shape allows for much longer strings and a greater soundboard area.

Warranty: 25 years, parts and labor.

## BALDWIN

*For current-model, new pianos:*

North American Music, Inc.  
11 Holt Drive  
Stony Point, New York 10980  
845-429-0106

*For parts and warranty information on older pianos:*

Baldwin Piano Company  
309 Plus Park Boulevard  
Nashville, Tennessee 37217  
615-871-4500  
870-483-6111 (parts)  
800-444-2766 (Baldwin 24/7 consumer hotline)

[www.baldwinpiano.com](http://www.baldwinpiano.com)

Pianos made by: Baldwin (Zhongshan) Piano and Musical Instrument Co., Ltd., Zhongshan, Guangdong Province, China;  
Parsons Music Ltd., Yichang, Hubei Province, China

Baldwin Piano & Organ Co. was established in Cincinnati in 1862 as a retail enterprise and began manufacturing its own line of pianos in 1890. Throughout most of the 20th century, the company was considered

one of the most successful and financially stable piano makers in the United States. Beginning in the 1980s, however, the quality declined, especially as a result of the relocation of action manufacturing to Mexico. In 2001, a combination of foreign competition and management problems resulted in bankruptcy, and purchase by Gibson Guitar Corporation.

Baldwin currently manufactures vertical pianos for the U.S. market in a factory it owns in Zhongshan, China, where it also maintains a major presence in the Chinese domestic, and other international, piano markets. It also contracts with Parsons Music, a large, well-respected manufacturer associated with a chain of music schools and stores in Hong Kong and China, to have grand pianos made under the Baldwin name. In 2007, Baldwin purchased a formerly government-owned piano factory in Dongbei, China, and for a while made grand pianos there, but due to a dispute with the Chinese government, production at that factory has been temporarily halted.

The company ceased regular piano production at its only remaining U.S. factory, in Trumann, Arkansas, at the end of 2008, though the facility remains open as a U.S. distribution and service center. Pianos sold in the U.S. now bear only the Baldwin name; all other piano names Baldwin owns and has recently used, such as Hamilton, Wurlitzer, Chickering, Howard, and D.H. Baldwin, have been retired, although some pianos bearing those names may remain on showroom floors for quite some time until sold.

Baldwin has re-created versions of most of its former U.S. vertical models at its facility in Zhongshan. In most instances, the cabinet styling of the former models, but not the scale designs, have been copied. Models B342 and B442 are 43" consoles, in attractive furniture styles similar to those of the former Acrosonic models 2096 and 2090, respectively. Model B243 is similar to the famous Baldwin Hamilton studio, the most popular school piano ever built, with toe-block construction. Model B252 is a nearly exact replica of the former 52" model 6000 upright, with Accu-just hitch pins, though with a bass sustain instead of a sostenuto pedal. In addition to re-creating versions of former U.S. vertical models, Baldwin has also created a number of new models to fill various price points and meet consumer demand.

The Baldwin grands made by Parsons Music have some similarities to the former U.S.-made Artist grands in terms of cabinet styling and material specifications, but the scale designs have been changed. Premium features include a maple rim, sand-cast plate, solid Alaskan Sitka spruce soundboard, duplex scaling, real

ebony-wood sharps, German Röslau music wire, German Abel hammers, and a slow-close fallboard.

Baldwin sells an electronic player-piano system called ConcertMaster, available only on Baldwin pianos.

Warranty: 10 years, parts and labor, to the original purchaser.

## **BECHSTEIN, C.**

including W. Hoffmann

Bechstein America

212-581-5550

[info@bechstein-america.com](mailto:info@bechstein-america.com)

[www.bechstein.de](http://www.bechstein.de)

Pianos made by: C. Bechstein Pianoforte Fabrik GmbH, Berlin and Seifhennersdorf, Germany; and C. Bechstein Europe Ltd. (former Bohemia Piano Ltd.), Hradec Králové, Czech Republic

Bechstein was founded in 1853 by Carl Bechstein, a young German piano maker who, in the exploding world of piano technology of his day, had visions of building an instrument that the tradition-bound piano-making shops of Berlin were not interested in. Through fine workmanship and the endorsement of famous pianists, Bechstein soon became one of the leading piano makers in Europe, producing over 5,000 pianos annually by 1900. The two World Wars and the Depression virtually destroyed the company, but it was successfully rebuilt. In 1963 it was acquired by Baldwin, and in 1986 Baldwin sold it to Karl Schulze, a leading West German piano retailer and master piano technician, who undertook a complete technical and financial reorganization of the company. In the early 1990s, Bechstein acquired the names and factories of Euterpe, W. Hoffmann, and Zimmermann. Pianos with these names are currently being sold in Europe, but only W. Hoffmann is sold in North America. In 2006 Bechstein purchased a controlling interest in the Czech piano maker Bohemia, and integrated it into a new entity called C. Bechstein Europe Ltd.

Bechstein says that all Bechstein-branded pianos are manufactured in Seifhennersdorf, Germany, and that W. Hoffmann pianos are made in the Czech Republic. Bechstein recently announced a technical-cooperation agreement with the Chinese piano maker Hailun, and it is widely believed in the industry that major components for some Bechstein and/or W. Hoffmann models are made outside Europe. With few exceptions, Bechstein prefers not to divulge where the components for its instruments are made, a policy that frustrates some industry observers who seek transparency. However, the company says that, whatever the origin, all parts are inspected and made to conform to its rigid standards; in my experience, all

models, including the less expensive ones, continue to receive praise for their high quality.

Bechstein-branded pianos use Abel or Renner hammers, solid European spruce soundboards, beech or beech and mahogany for grand rims and some structural parts, and maple pinblocks. Three pedals are standard on all pianos, the grands with sostenuto and the verticals with practice pedal (sostenuto optional). Over the past decade, all Bechstein grands have been redesigned with a capo bar (eliminating the agraffes in the treble), higher tension scale, and front and rear duplex scales for better tonal projection and tonal color. Also, unlike older Bechsteins, which had an open pinblock design, in the redesigned grands the plate covers the pinblock area. For better tuning control, the higher-level pianos are without tuning-pin bushings.

Bechstein pianos are available in two levels of quality. The regular verticals and partially redesigned versions of the old grand models are a lower-priced line and say only "Bechstein" on the fallboard. They were previously named the Academy series. The 51½" Concert 8 (one of my all-time favorite verticals), several smaller verticals, and the fully redesigned grands (models D, C, B, M/P, and L), are the higher-priced line and say "C. Bechstein" on the fallboard. The company says that both lines are made in Germany, though for cost-effectiveness some parts and components may originate in the Czech Republic.

The differences between the Bechstein and C. Bechstein lines appear to be primarily in tonal philosophy and cabinetry. C. Bechstein grands were designed with a higher tension scale for better projection, and with various components that the company believed would result in the greatest usable palette of tonal color: tapered soundboard, vertically laminated bridges, hornbeam hammer shanks, solid keybed, thicker rim, and hammers with walnut moldings and AAA felt. The grand soundboard is installed after the inner and outer rims are joined. The ribs are tapered after being glued to the soundboard, and the heavy-duty rim posts are dovetailed and embedded in the rim.

The less-expensive, traditional, Bechstein-series grands have an untapered soundboard, solid beech bridge with beech cap, maple hammer shanks, expansion-type keybed, and hammers with mahogany moldings and AA felt. The same quality wood and strings are used in both. The rim parts are joined, and the soundboard and ribs installed, in a more efficient, less time-consuming manner than with the C. Bechstein models. C. Bechstein keys still use leather key bushings, whereas the Bechstein-series keys use the more conventional cloth bushings. Bone keytops are an option on the C. Bechstein pianos, and genuine ebony sharps are used on both series.

The company uses its own Silver Line action in the Bechstein series and, in the C. Bechstein series, its Gold Line action, which is made to slightly stricter tolerances. As part of its global strategy, the company uses multiple suppliers for nearly all parts; parts for the Gold Line action come from Renner in Germany, while Silver Line parts are sourced from several countries, including China. Both actions appear to be well made, and both are of the Renner design, with the smooth, responsive touch characteristic of that design. Of course, the parts from Renner are more time-tested than the others.

The C. Bechstein cabinetry is much sleeker and more sophisticated than the plain Bechstein series, though both cabinets are finished to the same standard. The C. Bechstein plates receive the royal hand-rubbed finish; the other plates are just spray-finished in the conventional manner.

C. Bechstein grands are impeccably made in Europe and are “orchestrally” voiced, a concept that the company says is related to the change of timbre at different velocities of touch. According to Bechstein, customers who do not explore this feature of tonal design often prematurely assume that the piano is voiced too bright for the American musical taste. (However, several of my colleagues had high praise for the wide dynamic range, tonal color, and responsive action of the redesigned 7' 8" model C grand.) The company maintains that since voicing is a matter of overall piano design, their pianos are voiced at the factory to their tonal standard and should not be significantly altered. Some customers may still prefer the slightly warmer sound of the Bechstein-series grands, which are also about half the price of the C. Bechstein models.

Bechstein engineers oversee production of the Bechstein-designed W. Hoffmann line of pianos in the company's Czech facility. This is a mid-priced line intended to compete with other mid-priced pianos from Eastern Europe and Japan. Currently it consists of five grand and four vertical models in two series. The Tradition-series instruments are entirely made in the Czech Republic. The Vision-series pianos are assembled in the Czech Republic, but their strung backs (the instruments' structural and acoustical parts) are imported from China.

Warranty: 5 years, parts and labor, to original purchaser.

## BEIJING HSINGHAI

Beijing Hsinghai Piano Group, Ltd., part of the Beijing Hsinghai Musical Instruments Co., has been producing pianos in Beijing, China, since 1949. It manufactures more than 50,000 vertical and grand pianos annually, mostly for domestic Chinese consumption. In 2005 the company consolidated its three older plants into a new facility of 1.2 million square feet. The pianos are available throughout the world under the Otto Meister and Hsinghai (or Xinghai) labels, as well as under various other labels as joint ventures with other manufacturers and distributors, including Wyman and Altenburg. Kawai also has a joint venture with Beijing, though the pianos (formerly under the name Linden) are distributed only in Canada and Europe.

## BLÜTHNER

including Haessler and Rönisch. See also [Irmiler](#).

Blüthner USA LLC  
5660 W. Grand River  
Lansing, Michigan 48906  
517-886-6000  
800-954-3200

[info@bluthnerpiano.com](mailto:info@bluthnerpiano.com)

[www.bluthnerpiano.com](http://www.bluthnerpiano.com)

[www.roenisch-pianos.de/en/](http://www.roenisch-pianos.de/en/)

In Canada, contact Bluethner Piano Canada Inc.  
604-264-1138

[rrgarvin@telus.net](mailto:rrgarvin@telus.net)

[www.bluthner.ca](http://www.bluthner.ca)

Pianos made by: Julius Blüthner Pianofortefabrik GmbH,  
Leipzig, Germany

Blüthner has been making pianos of the highest quality in Leipzig, in the eastern part of Germany, since 1853, and though nationalized in 1972, always remained under the management of the Blüthner family. Until 1900, Blüthner was Europe's largest piano factory. During World War II, the factory was bombed, but after the war the East German government allowed the Blüthner family and workers to rebuild it because the Blüthner piano was considered a national treasure (and because the Soviet Union needed quality pianos). With the liberation of Eastern Europe, Blüthner is again privately owned by the Blüthner family.

Blüthner pianos have beech rims (grands), solid spruce soundboards, Delignit pinblocks, Renner actions, Abel hammers, and polyester finishes. Pianos for export have three pedals, including sostenuto on the grands, and celeste (practice) on the verticals. Blüthner builds about

100 verticals a year in four sizes, and 500 grands a year in six sizes.

In addition to numerous specialized furniture styles and finishes, Blüthner has two recently issued special editions. In honor of the company's 150th anniversary, Blüthner introduced a Jubilee model with a commemorative cast-iron plate in the style of the special-edition pianos of a century ago. It is available in several sizes, in any style or finish. A Julius Blüthner edition honoring the founder of the company, now operated by the fifth generation of his family, is available in most grand sizes, and features, among other embellishments, brass inlays in the lid, round Victorian legs, and a very fancy, elaborately carved music desk in the styling designed by the founder.

Blüthner pianos incorporate several unique technical features. With aliquot stringing, the notes in the highest treble section (about the top two octaves) have four strings each instead of three. The extra string is raised slightly above the others and vibrates only sympathetically. The effect, heard mainly in medium to forte playing, is similar to that of a duplex scale, adding tonal color to the treble and aiding the singing tone. Another feature concerns the angled hammers, which may at first look odd, though the reason may not be readily apparent. It turns out that the angled hammers are actually cut at an angle to match the string line and mounted straight on the shanks instead of being cut straight and mounted at an angle like other brands. The company says that the effect is to more evenly distribute the force of the blow across both the strings and the hammers, and to make a firmer connection with the backchecks, which are also positioned in a straight line. Visually, the effect is an even, rather than a staggered, hammer line.

In what is perhaps a world's first, Blüthner has designed and built a piano for left-handed pianists. This is a completely backward piano, with the treble keys, hammers, and strings on the left and the bass on the right. When it was introduced, a pianist gave a concert on it after only a couple of hours of practice! It is currently available in the 6' 10" and 9' 2" sizes by special order (price not available).

With voicing, Blüthner pianos have a very full sound that is warm, romantic, and lyrical, generally deeper and darker than some of their German counterparts. Sustain is good, but at a low level of volume, giving the tone a refined, delicate character. The action is a little light, but responsive. The pianos are built of superb materials, and are favorably priced compared to some of their competitors.

In the 1990s a Haessler line of pianos was added to the Blüthner line. (Haessler is a Blüthner family name.) Created to better compete in the American market, Haessler pianos have more conventional technical and

cosmetic features than Blüthner pianos and cost about 25 percent less. For example, the grands are loop-strung instead of single-strung, there is no aliquot stringing, and the hammers are cut and mounted in the conventional way. Case and plate cosmetics are simpler. The pianos are made in the Blüthner factory in Germany to similarly high quality standards.

Blüthner now also owns the Rönisch brand, established by Carl Rönisch in Dresden in 1845. In his day, Rönisch was a pioneer in piano building, and his instruments were sold throughout the world. Rönisch's son sold the company after World War I, and production was moved to Leipzig after the Dresden factory was bombed in 1945. During the Communist era, the company was taken over by the state and combined with other piano factories, becoming privately owned again in the 1990s. In 2009, Blüthner purchased Rönisch and integrated the manufacturing of Rönisch pianos into its own factory. The pianos were redesigned, and are now offered in three vertical and three grand sizes, in more than 100 cabinet styles, woods, and finishes.

Warranty: Blüthner and Haessler—10 years, parts and labor, to original purchaser.

## **BÖSENDORFER**

Yamaha Corporation of America

P.O. Box 6600

Buena Park, California 90622

714-522-9415

[info@boesendorfer.com](mailto:info@boesendorfer.com)

[www.boesendorfer.com](http://www.boesendorfer.com)

Pianos made by: L. Bösendorfer Klavierfabrik GmbH, Vienna, Austria

Bösendorfer was founded in 1828 in Vienna, Austria, by Ignaz Bösendorfer. The young piano maker rose to fame when Franz Liszt endorsed his concert grand after being unable to destroy it in playing, as he had every other piano set before him. Ignaz died in 1858 and the company was taken over by his son, Ludwig. Under Ludwig's direction, the firm greatly prospered and the pianos became even more famous throughout Europe and the world. Ludwig, having no direct descendants, sold the firm to a friend, Carl Hutterstrasser, in 1909. Carl's sons, Wolfgang and Alexander, became partners in 1931. Bösendorfer was sold to Kimball International, a U.S. manufacturer of low- and medium-priced pianos, in 1966. In 2002 Kimball, having left the piano business, sold Bösendorfer to BAWAG Bank, Austria's third largest financial institution. The bank encountered financial troubles unrelated to Bösendorfer and sold the piano company to Yamaha in 2008. Yamaha says it will not

be making any changes to Bösendorfer's location or methods of production, and that its sales network will continue to be separate from Yamaha's. Bösendorfer manufactures fewer than 500 pianos a year, with close to half of them sold in the U.S.

Bösendorfer makes a 52" upright and eight models of grand piano, from 5' 1" to the 9' 6" Imperial Concert Grand, one of the world's largest pianos. The 5' 1" grand, new in 2012 and unusually small for a Bösendorfer, has the same keyboard as the 5' 8" grand, ensuring a good touch despite the instrument's small size. The company also makes slightly less expensive versions of four grand models known as the Conservatory Series (CS). Conservatory Series grands are like the regular grands except that the case receives a satin finish instead of a high polish, and some cabinet details are simpler. Previously, the CS models also had a satin-finished plate, and were loop-strung instead of single-strung, but in 2009, regarding these features, the specifications of the regular models were restored. All Bösendorfer grand pianos have three pedals, the middle pedal being a sostenuto.

One of the most distinctive features of the grands is that a couple of models have more than 88 keys. The 7' 4" model has 92 keys and the 9' 6" model has 97 keys. The lowest strings vibrate so slowly that it's actually possible to hear the individual beats of the vibration. Piano technicians say that it is next to impossible to tune these strings by ear, although electronic tuning aids can help accomplish this. Of course, these notes are rarely used, but their presence, and the presence of the extra-long bridge and larger soundboard to accommodate them, add extra power, resonance, and clarity to the lower regular notes of the piano. In order not to confuse pianists, who rely on the normal keyboard configuration for spatial orientation while playing, the keys for these extra notes are usually covered with a black ivorine material.

The rim of the Bösendorfer grand is built quite differently from that of all other grands. Instead of veneers bent around a form, the rim is made in solid sections that are then jointed together. It is also made of spruce instead of the usual maple or beech. Spruce is better at transmitting sound than reflecting it, and this, along with the scale design, may be why Bösendorfers tend to have a more delicate treble, and a bass that features the fundamental tone more than the higher harmonics. Although the stereotype that "Bösendorfers are better for Mozart than Rachmaninoff" may be an exaggeration (as evidenced by the number of performing artists who successfully use the piano in concert for a wide variety of music), the piano's not-so-"in-your-face" sound is certainly ideally suited for the classical repertoire,

in addition to whatever else it can do. In recent years Bösendorfer has made some refinements to its designs to increase tonal projection. The relatively newer 6' 1", 7', and 9' 2" models have been designed specifically to appeal to pianists looking for a more familiar sound. In all models, however, the distinctive Bösendorfer difference is still readily apparent.

In the past few years, Bösendorfer has introduced a number of interesting instruments in new cabinet styles. These include a Porsche-designed modern piano in aluminum and polished ebony (or special-ordered in any standard Porsche finish color); the Liszt and Vienna models of Victorian-styled pianos; and a model, Yacht, in a decorative veneer finish with brass inlay that can be ordered without casters so that it can be bolted to the deck of a ship! Edge, a modern piano designed by a group of industrial designers, was the winner of a design competition. The Liszt Anniversary model, a limited edition of 25 instruments, commemorates the 200th anniversary of the great composer's birth. Gold-leaf inlays decorate the pedal lyre and legs, and a silhouette of Liszt, outlined in gold leaf, adorns the music desk. Perhaps not to be outdone by Porsche, in 2009 Bösendorfer produced a model commissioned and designed by Audi on the occasion of that automaker's 100th anniversary.

Bösendorfer makes a unique electronic player-piano system called CEUS. See "[Buying an Electronic Player-Piano System](#)," elsewhere in this issue, for more information. The Bösendorfer model 200 is optionally available with a Yamaha Disklavier E3 installed.

Perhaps the world's most expensive piano inch for inch, Bösendorfer grands make an eloquent case for their prices. They are distinctive in both appearance and sound, and are considered to be among the finest pianos in the world.

Warranty: 10 years, parts and labor, transferable to future owners within the warranty period.

## BOSTON

Steinway & Sons  
One Steinway Place  
Long Island City, New York 11105  
718-721-2600  
800-366-1853  
[boston@steinway.com](mailto:boston@steinway.com)  
[www.steinway.com/boston](http://www.steinway.com/boston)

Pianos made by: Kawai Musical Instrument Mfg. Co., Ltd.,  
Hamamatsu, Japan and Karawan, Indonesia

In 1992 Steinway launched its Boston line of pianos, designed by Steinway & Sons and built by Kawai. Steinway's

stated purpose in creating this line was to supply Steinway dealers with a quality, mid-priced piano containing some Steinway-like design features for those customers “who were not yet ready for a Steinway.” In choosing to have a piano of its own design made in Japan, Steinway sought to take advantage of the efficient high-technology manufacturing methods of the Japanese while utilizing its own design skills to make a more musical piano than is usually available from that part of the world. In 2009, Steinway launched the Performance Edition of the Boston piano with enhancements to the instruments’ design and specifications, including a grand inner rim of maple for increased structural integrity and improved tone, the patented Octa-grip® pinblock for smoother tuning and more consistent torque, and improvements to hardware and keytop material, among other things. Performance Edition models have model numbers ending in PE. Sold only through select Steinway dealers, Boston pianos are currently available in three sizes of vertical and five sizes of grand. All are made in Japan, except the model UP-118S PE, which is made in Kawai’s Indonesian factory.

Boston pianos are used by a number of prestigious music schools and festivals, including Aspen, Bowdoin, Brevard, Ravinia, and Tanglewood.

The most obvious visible feature of the Boston grand piano’s design (and one of the biggest differences from Kawai pianos) is its wide tail. Steinway says this allows the bridges to be positioned closer to the more lively central part of the soundboard, smoothing out the break between bass and treble. This, plus a thinner, tapered, solid-spruce soundboard and other scaling differences, may give the Boston grands a longer sustain though less initial power. The wide-tail design may also endow some of the grands with the soundboard size normally associated with a slightly larger piano. The verticals are said to have a greater overstringing angle, for the same purpose. Over the last few years, the Boston verticals have been redesigned for greater tuning stability and musical refinement.

A number of features in the Boston piano are similar to those in the Steinway, including the above-mentioned maple inner rim, vertically laminated bridges for better tonal transmission, duplex scaling for additional tonal color, rosette-shaped hammer flanges to preserve hammer spacing, and radial rim bracing for greater structural stability. The Boston grand action is said to incorporate some of the latest refinements of the Steinway action. Cabinet detailing on the Boston grands is similar to that on the Steinway. Boston hammers are made differently from both Kawai and Steinway hammers, and voicers in the Kawai factory receive special instruction in voicing them. All Boston grand models come with a sostenuto pedal; all verticals have a practice (mute) pedal, except

for the model UP-118S PE, which has a bass sustain.

Boston grands also have certain things in common with Kawai RX-series grands: tuning pins, grand leg and lyre assemblies, radial rim bracing, sostenuto pedal, and the level of quality control in their manufacture. The same workers build the two brands in the same factories. One important way they differ is that Kawai uses carbon-fiber-reinforced ABS Styran plastic for most of its action parts, whereas Boston uses only traditional wooden parts. Although similarly priced at the wholesale level, Kawai pianos tend to be a little less expensive to the retail customer than comparably sized Bostons due to the larger discounts typically given by Kawai dealers.

Steinway guarantees full trade-in value for a Boston piano at any time a purchaser wishes to upgrade to a Steinway grand.

Piano technicians are favorably inclined toward Boston pianos. Some find them to have a little better sustain and more tonal color than Kawais, while being otherwise similar in quality. When comparing the two brands, I would advise making a choice based primarily on one’s own musical perceptions of tone and touch, as well as the trade-up guarantee, if applicable.

Warranty: 10 years, parts and labor, to original purchaser.

## **BRODMANN**

including Taylor London

Piano Marketing Group, LLC

752 East 21st Street

Ferdinand, Indiana 47532

812-630-0978

[gary.trafton@brodmann.at](mailto:gary.trafton@brodmann.at)

[www.brodmann-pianos.com](http://www.brodmann-pianos.com)

[www.taylor-pianos.com](http://www.taylor-pianos.com)

Company Headquarters: Joseph Brodmann GmbH,

Kudlichgasse 24, A-1100 Vienna, Austria.

Phone: +43-1-890-3203;

[colin.taylor@brodmann.at](mailto:colin.taylor@brodmann.at)

Pianos made by: various makers (see text)

Joseph Brodmann was a well-known piano maker in Vienna in the late 18th and early 19th centuries. Ignaz Bösendorfer apprenticed in Brodmann’s workshop and eventually took it over, producing the first Bösendorfer pianos there. Today’s Brodmann is a new company, headquartered in Vienna, and founded in 2004 by two former Bösendorfer executives, pursuing a direction they say was planned as a possible second line for Bösendorfer a number of years ago, but never acted upon.

Brodmann says its mission is to produce a piano with high-end performance characteristics at an affordable price by using European components in key areas, strict

quality control, and manufacturing in countries with favorable labor rates.

There are three lines of Brodmann piano. The Professional Edition (PE) pianos, made in China, are designed in Vienna and use European components such as Strunz soundboards, Abel hammers, Röslau strings, and Langer-designed actions (Renner in the model 228, a Chinese action in the verticals). For quality control, Brodmann has its own employees from Europe in the factory. The scale design of the 6' 2" model PE 187 is said to be similar to that of a Steinway model A and is often singled out for praise.

The Conservatory Edition (CE), for the more price-conscious buyer, is also made in China, and comprises all Chinese parts (except for Japanese hammer felt), and receives Brodmann quality control.

The Artist Series (AS), introduced in 2011 and available only in the larger grand sizes (including a concert grand) and the largest upright size, is partially made in China and then shipped to Germany, where the German strings and action are installed and all musical finishing work is performed. The rim is made of maple; the soundboard, ribs, and pinblock are from Bolduc, in Canada; and the piano uses a Renner action, Kluge keyboard, and Abel or Renner hammers.

The Brodmann company also makes an entry-level piano line called Taylor London, made in China with Asian parts, and subject to Brodmann's quality control.

Warranty: 12 years, parts and labor, transferable to future owners within the warranty period.

### **BURGER & JACOBI**

Ciampi USA  
1520 Appian Way  
Montebello, California 90640  
323-236-2446  
[g.ciampi@ciampi.it](mailto:g.ciampi@ciampi.it)  
[www.burgerjacobi.com/en](http://www.burgerjacobi.com/en)

Pianos made by: Burger & Jacobi, Hradec Králové, Czech Republic

In 1872, Christian Burger began making pianos in his workshop in Burgdorf, Switzerland, later moving to larger quarters in Biel. He was joined in 1879 by his son-in-law, Herman Jacobi. For more than a century, aided by good workmanship, thousands of satisfied customers, and the endorsement of Johannes Brahms, Burger, Jacobi, and four generations of their descendants continued making pianos in Switzerland. In 1990, the company was purchased by the Ciampi Group, of Rome, Italy, a leading European distributor of musical instruments, whose founder had once worked at Burger & Jacobi. Ciampi moved production

to the Petrof factory in the Czech Republic, where their pianos continued to be produced until recently, with distribution primarily limited to Europe. In 2010, Ciampi purchased its own factory in the same town as Petrof's, and is now expanding distribution to North America.

For North American distribution, Burger & Jacobi is starting with three vertical and four grand models, with prices and features aimed at the middle to upper level of the piano market. The pianos are manufactured at their factory in the Czech Republic, and contain a "Made in Europe" certification. Czech-made Detoa actions and keyboards are used in all models except the two largest grands, which have Renner actions. All models contain a solid spruce soundboard, Röslau strings, and Abel or Renner hammers. The 50" upright has a true sostenuto pedal.

Warranty: 5 years, parts and labor.

**CABLE, HOBART M. — See [Welkin Sound](#).**

**CABLE-NELSON — See [Yamaha](#).**

**CHASE, A.B. — See [Everett](#).**

### **CHERNOBIEFF**

Chernobieff Pianos & Harpsichords  
Lenoir City, Tennessee  
865-986-7720  
[mammothpiano@gmail.com](mailto:mammothpiano@gmail.com)  
[www.chernobieff.com](http://www.chernobieff.com)

Reminiscent of some piano designs attempted 200 years ago, Chernobieff's Mammoth is one of the most unusual pianos being built today. Dubbed a Vertical Concert Grand, Mammoth's model VCG stands 7' 2" tall, weighs 1,200 pounds, and has the scale design and sound of a 9' concert grand.

The piano's immense structure includes six laminated wooden back posts and a welded steel frame, yet despite its bulk, the instrument appears quite attractive in its custom-made cabinet of Brazilian cherry. The soundboard and ribs are of Sitka spruce. The action, invented specifically for this piano, appears superficially to be



like that of a vertical, but actually contains the double-escapement feature of a grand piano action.

Inventor-builder Chris Chernobieff got his start assembling dulcimer and harpsichord kits, and branched out into piano service and rebuilding about 15 years ago. Inspired by other technicians who built their own pianos, Chernobieff asked, "Why not me?" Having spent the last several years designing and building the Mammoth, he now has plans for a 6' vertical and some innovative grand models.

Mammoth model VCG retails for \$98,000.

**CLINE** — See **Hailun**.

**CONCERTMASTER** — See **Baldwin**.

**CONOVER CABLE** — See **Samick**.

### CRISTOFORI

Jordan Kitt's Music  
12303 Twinbrook Parkway  
Rockville, Maryland 20852

301-770-9081  
(Chris Syllaba)  
[info@cristoforipianos.com](mailto:info@cristoforipianos.com)

Pianos made by: Guangzhou Pearl River Piano Group Ltd.,  
Guangzhou, Guangdong Province, China

Schmitt Music  
2400 Freeway Blvd.  
Brooklyn Center,  
Minnesota 55430  
763-566-4560 x5075  
(Wayne Reinhardt)  
[www.cristoforipianos.com](http://www.cristoforipianos.com)

Originally issued under the name Opus II, the Cristofori and Lyrica brands are a joint undertaking by Jordan Kitt's Music, which owns and operates four piano dealerships in the D.C. and Atlanta markets; and Schmitt Music, which has more than a dozen locations throughout the Midwest and in Denver. Nearly ten years ago, wanting to improve their entry-level product offerings, the two companies combined forces to negotiate upgrades of product features and quality control directly with the factory. Today, although the brands are identical, Cristofori is sold only in Jordan Kitt's stores, Lyrica in Schmitt Music stores. Bartolomeo Cristofori (1655–1731) was, of course, the inventor of the piano.

The Cristofori and Lyrica lines are manufactured by China's largest piano manufacturer, Guangzhou Pearl River Piano Group. The uprights come in numerous sizes, styles, and finishes, including 42½" continental consoles and 43" decorator consoles in traditional and French cherry cabinets. The 48" professional upright,

appropriate for home or institutional use, has front legs with toe blocks for strength, a large soundboard and long strings for bigger sound, and—new in 2012—a slow-close fallboard. Grands come in lengths of 4' 10", 5' 3", 5' 7", and 6' 2". The 5' 3" and 5' 7" sizes are wide-tail designs, which gives these mid-sized grands a larger soundboard area and, thus, a bigger sound.

The Cristofori and Lyrica pianos are differentiated from Pearl River's own line of pianos by upgraded specifications such as the use of highest-quality Mapes strings from the U.S.; all-spruce veneered soundboards of premium Siberian spruce; a different selection of cabinet styles; and a full, transferable warranty. U.S. technicians inspect every Cristofori and Lyrica piano at the Pearl River factory prior to crating and shipping.

Warranty: 12 years, parts and labor, transferable to future owners within the warranty period.

### CUNNINGHAM

Cunningham Piano Company  
5427 Germantown Avenue  
Philadelphia, Pennsylvania 19144  
800-394-1117  
215-438-3200

[www.cunninghampiano.com](http://www.cunninghampiano.com)

Pianos made by: Ningbo Hailun Musical Instruments Co. Ltd.,  
Ningbo, Zhejiang Province, China; with Cunningham Piano  
Company, Philadelphia, Pennsylvania

Cunningham Piano Company began manufacturing pianos in 1891 and, in its time, was the largest piano maker in Philadelphia. The original Cunningham factory ceased production in December 1943. The company was reopened in December 1945 as a piano rebuilder and retailer. Today, Cunningham specializes in the restoration of high-quality American and European pianos, and produces the new Matchless Cunningham.

Designed by Frank Emerson, the Matchless Cunningham is based on the original Cunningham scale designs. "Matchless" is used in reference to an offer made by Patrick Cunningham over a century ago: that he would pay \$10,000 to anyone who could build a better piano. Because no one ever took him up on his offer, Cunningham labeled his piano the Matchless. Today, Matchless also refers to a unique combination of high-quality parts and a successful American scale design, assembled in China at the world-class Hailun factory, and with quality control overseen by Cunningham in Philadelphia. The line consists of grands from 5' to 9' and two verticals, 44" and 50".



Cunningham grands have maple rims (arguably necessary for best sound), custom-designed German Abel Hammers, German music wire, agraffes, duplex scaling, and slow-close mechanisms on both the fallboard and lid. Cunningham regularly sends technical staff to the Ningbo Hailun factory to oversee production, and each piano undergoes a thorough final preparation by Cunningham in Philadelphia.

The special Heritage Series incorporates art cases that reflect late Victorian styling. Handcrafted cabinet parts are made and installed in Cunningham's Philadelphia facility, making each instrument unique. Customers have the option of customizing certain aspects of the cabinetry based on their personal preferences.

Warranty: 10 years, parts and labor.

## DONGBEI

The Dongbei Piano Company in China is owned by Baldwin Piano Company, a subsidiary of Gibson Guitar Corporation, and until fairly recently made pianos that were sold in North America by various distributors and under a variety of names, including **Baldwin**, **Everett**, and **Hallet, Davis & Co.** (see listings under those names). Pianos made under the names Nordiska and Weinbach are no longer distributed in the U.S.

*Dongbei* is Chinese for "northeast." In 1952, Dongbei was formed by splitting off from a government-owned piano factory in Shanghai and establishing a new government-owned factory in the northeastern part of the country. Dongbei began a process of modernization in 1988 when it purchased the designs and manufacturing equipment for a vertical piano model from the Swedish company Nordiska when that company went out of business. The Swedish-designed model 116 vertical was strikingly more advanced than Dongbei's own Prince and Princess lines. (At that time, Dongbei made only vertical pianos.)

In 1991 Dongbei entered into an agreement with Korean piano maker Daewoo whereby Daewoo would assist Dongbei in improving its production of vertical pianos. In 1996 that relationship was extended to the design and production of grands. In 1997, when Daewoo decided to leave the piano business, Dongbei purchased nearly all of Daewoo's grand-piano manufacturing equipment and began making grands. Export to the U.S. began in 1994 under the brand name Sagenhaft, at first only of vertical pianos. When the export of grands began in 1998, other brand names, such as Nordiska, Everett, and Story & Clark, began to become available, and over the next 10 years production for both domestic use and for export grew enormously.

When Daewoo left the piano business in 1997, some of the technicians and designers sent by Daewoo to advise Dongbei stayed on with Dongbei for many years, during which they designed numerous new piano models. Some of these technicians had trained in both Korea and Germany. In the opinion of many technicians who have examined a variety of pianos from China, the Dongbei grand-piano designs are musically among the best and most successful.

In early 2007 Gibson Musical Instruments, parent of Baldwin Piano Company, acquired Dongbei Piano and renamed it Baldwin Dongbei (Yingkou) Piano and Musical Instrument Co., Ltd., thus creating a major piano-manufacturing power in China with two plants. (The other plant, Baldwin [Zhongshan] Piano and Musical Instrument Co., Ltd., is in southern China.) To make the formerly government-owned operation more efficient and profitable, Baldwin had to reduce the size of Dongbei's workforce and production output. Due to a dispute with the Chinese government over these issues, however, piano production at Dongbei was discontinued, and Baldwin is contracting with Parsons Music, another Chinese piano maker, to manufacture Baldwin grand pianos.

## ESSEX

Steinway & Sons  
One Steinway Place  
Long Island City, New York 11105  
718-721-2600  
800-366-1853  
[essex@steinway.com](mailto:essex@steinway.com)  
[www.steinway.com/essex](http://www.steinway.com/essex)

Pianos made by: Guangzhou Pearl River Piano Group Ltd.,  
Guangzhou, Guangdong Province, China

Essex pianos are designed by Steinway & Sons engineers and are made in China by Pearl River. Steinway introduced its Essex line of pianos in early 2001 with a limited offering of models made by Young Chang, and the brand kept an unusually low profile in the piano market for a number of years. In 2006, a major relaunch of Essex included a new and very complete line comprising 35 grand and 31 vertical models and finishes.

Today, two grand sizes and three vertical scales are made. The 42" model EUP-108 is a continental-style version of the 44" model EUP-111 console. The 46" model EUP-116 studio is available in 10 different and striking cabinets designed by Steinway & Sons and renowned furniture designer William Faber. Styles include: Classic, Queen Anne, Italian Provincial, French Country,

Formal French, English Country, English Traditional, Contemporary, and Sheraton Traditional. These models incorporate various leg designs (including cabriole leg, spoon leg, and canopy-styled tapered leg and arm designs) and hand-carved trim (such as Acanthus leaf and tulip designs, and vertical bead molding), highly molded top lids, picture-frame front panels, and stylized, decorative music desks. The 48" model EUP-123 upright comes in a traditional style in four finishes, along with Empire and French styles; an all-new school model, the EUP-123S, is offered in ebony polish only.

The Essex grands are available in 5' 1" (EGP-155) and 5' 8" (EGP-173) sizes in Classic and French Provincial styles. They come in a variety of regular and exotic veneers in high polish polyester and satin luster (semi-gloss) finishes.

Like Steinway's Boston pianos, the Essex line was designed with a lower tension scale and incorporates many Steinway-designed refinements. Included in these are a wide tail design that allows the bridges to be positioned closer to the more lively, central part of the soundboard, smoothing out the break between bass and treble. This and a thinner, tapered solid-spruce soundboard, and other scaling differences, produce a tone with a longer sustain. Other Steinway-designed features include an all-wood action with Steinway geometry, and with rosette-shaped hammer flanges, like those used in Steinway grands, to preserve hammer spacing; pear-shaped hammers with reinforced shoulders and metal fasteners; vertically laminated bridges with a solid maple cap; duplex scale; radial bracing (in grands); and staggered backposts (in verticals).

Steinway has put an immense amount of time and effort into the relaunch of Essex. The pianos are entirely new designs by Steinway engineers, not warmed-over designs from other companies. Steinway has a permanent office in Shanghai, China, and full-time employees who inspect the pianos made in the Asian factory. I expect that the quality of the Essex pianos will be toward the upper end of what these factories are capable of producing. So far, feedback from piano technicians confirms this expectation.

Steinway guarantees full trade-in value for an Essex piano toward the purchase of a Steinway grand within 10 years.

Warranty: 10 years, parts and labor, to original purchaser.

## ESTONIA

Laul Estonia Piano Factory Ltd.  
7 Fillmore Drive  
Stony Point, New York 10980  
845-947-7763

[laulestoniapiano@aol.com](mailto:laulestoniapiano@aol.com)  
[www.estoniapiano.com](http://www.estoniapiano.com)

Pianos made by: Estonia Klaverivabrik AS, Tallinn, Estonia

Estonia is a small republic in northern Europe on the Baltic Sea, near Scandinavia. For centuries it was under Danish, Swedish, German, or Russian domination, and finally gained its independence in 1918, only to lose it again to the Soviet Union in 1940. Estonia became free again in 1991 with the collapse of the Soviet Union.

Piano-making in Estonia goes back over 200 years under German influence, and from 1850 to 1940 there were nearly 20 piano manufacturers operating in the country. The most famous of these was Ernst Hiis-Ihse, who studied piano making in the Steinway Hamburg and Blüthner factories and established his own company in 1893. His piano designs gained international recognition. In 1950 the Communist-dominated Estonian government consolidated many smaller Estonian piano makers into a factory managed by Hiis, making pianos under the Estonia name for the first time. The instruments became prominent on concert stages throughout Eastern Europe and, amazingly, more than 7,400 concert grands were made. However, after Hiis's death, in 1964, the quality of the pianos gradually declined, partly due to the fact that high-quality parts and materials were hard to come by during the Communist occupation of the country. After Estonia regained its independence in 1991, the factory struggled to maintain production. In 1994 Estonia pianos were introduced to the U.S. market.

In 1994 the company was privatized under the Estonia name, with the managers and employees as owners. During the following years, Indrek Laul, an Estonian recording artist with a doctorate in piano performance from the Juilliard School of Music, gradually bought shares of the company from the stockholders until, in 2001, he became sole owner. Dr. Laul lives in the U.S. and represents the company here. In 2005, at its 100th-anniversary celebration, the Juilliard School named him one of the school's top 100 graduates. Estonia makes 200 to 300 pianos a year, all grands, mostly for sale in the U.S.

Estonia pianos have rims of laminated birch, sand-cast plates, Renner actions and hammers, laminated red beech pinblocks, and European solid spruce soundboards. They come in 5' 6", 6' 3", 6' 10" (new in 2013),

7' 4" (introduced in 2011), and 9' sizes. All have three pedals, including sostenuto, and come with a slow-close fallboard and an adjustable artist bench.

When I reported on Estonia pianos for the fourth edition of *The Piano Book* (2001), it was a good piano with much potential, but as the company was still rebounding from problems suffered during the Communist era, some caution was advised. Since becoming sole owner in 2001, Dr. Laul has made so many improvements to the piano that it is practically a different instrument. These include: rescaling the bass, and upgrading the machinery for producing hand-wound bass strings; improving the method of drilling pinblocks; stronger plates and improved plate finishes; thicker inner and outer rims; improved fitting of soundboard to rim; concert-grand-quality soundboard spruce on all models; quartersawn maple bridge caps; adjustable front and rear duplex scales; wood for legs and keyslips heat-treated to better resist changing climatic conditions; Renner Blue hammers on all models; better-quality metal hardware that resists oxidation; suede-covered music-desk tray; improved, more scratch-resistant satin finishes; establishing a quality-control department headed by Dr. Laul's father (both of his parents are professional musicians); higher-grade and artistically matched veneers; and establishing a U.S. service center for warranty repairs. All pianos are now accompanied by a quality-control certificate signed by a member of the Laul family, and each piano is played and checked by them.

The Estonia factory has recently introduced a new custom line of pianos, offering exotic veneers such as rosewood, bubinga, and pyramid mahogany, and is willing to finish instruments to fit the desires of individual customers. The custom line also features a number of different Victorian-style legs and ornamental music desks.

In the short time Estonia pianos have been sold here, they have gathered an unusually loyal and devoted following. Groups of owners of Estonia pianos, completely independent of the company, frequently hold musical get-togethers at different locations around the country. The pianos have a rich, warm, singing tone; are very well constructed and well prepared at the factory; and there is hardly a detail that the company has not examined and impressively perfected. The price has risen over the years, but they are still an unusually good value among higher-end instruments.

Warranty: 10 years, parts and labor, to original purchaser.

## EVERETT

including A.B. Chase and Vose & Sons

Wrightwood Enterprises, Inc.  
717 St. Joseph Drive  
St. Joseph, Michigan 49085  
616-828-0618

[www.everett-piano.com](http://www.everett-piano.com)

Pianos made by: Dongbei Piano Company, Ltd., Yingkou, Liaoning Province, China

The Everett Piano Company originated in Boston in 1883 and moved to South Haven, Michigan, in 1926. It was acquired by Yamaha in 1973. Until mid-1986, Yamaha made a line of Everett vertical pianos in the Michigan factory alongside its U.S.-made Yamaha pianos. When Yamaha moved its U.S. piano manufacturing to Thomaston, Georgia, in 1986, it contracted with Baldwin to continue making Everett pianos. The contract terminated in 1989, and Yamaha dropped the line permanently. See the entry for Everett in *The Piano Book* for more information about pianos from that era.

The Everett name has been used by Wrightwood Enterprises, Inc. since 1995. The pianos are made in China by the Dongbei Piano Company (see **Dongbei**). The grands have duplex scaling and a bass scale that is custom made for the Everett brand, the company says. The same pianos are also sold under the A.B. Chase and Vose & Sons labels.

Warranty: 10 years, parts and labor, to original purchaser.

## FALCONE — See **Welkin Sound**.

## FANDRICH & SONS

Fandrich & Sons Pianos  
7411 Silvana Terrace Road  
Stanwood, Washington 98292  
360-652-8980  
877-737-1422

[fandrich@fandrich.com](mailto:fandrich@fandrich.com)  
[www.fandrich.com](http://www.fandrich.com)

Pianos made by: Pearl River

In the late 1980s, Darrell Fandrich, RPT, an engineer, pianist, and piano technician, developed a vertical piano action designed to play like a grand, for which 10 patents were issued. In July 2013, a new patent application was filed in the U.S. (along with an application for future international patents) on an improved version of the action.

The improvement features use of a grand-piano knuckle, and results in improved touch and repetition, and the feel of aftertouch at the bottom of the keystroke.

You can see an illustration of the original Fandrich Vertical Action™, an explanation of how it works, and some history of its development in the third and fourth editions of *The Piano Book* and on the Fandrich & Sons website. Since 1994, Fandrich and his wife, Heather, have been installing Renner-made Fandrich actions in selected new pianos, selling them under the Fandrich & Sons label. They also sell some grands (with regular grand actions) under that name.

Over the years, the Fandrichs have installed their actions in over 300 instruments, including ones from Bohemia, Feurich, Klima, Pearl River, Wilh. Steinberg, and Steingraeber. At present, the action is being installed in 51½" Pearl River uprights featuring Lothar Thomma scale designs (under the Fandrich & Sons label), and, by special order, in 51" Steingraeber uprights (under the Steingraeber & Söhne label). The converted pianos are available directly from the Fandrichs, as well as from their Canadian representative, in Montreal (contact the Fandrichs for information).

Playing a piano outfitted with a Fandrich Vertical Action is a very interesting experience. The action easily outperforms that of most other vertical pianos on the market, and some grands as well. The Fandrichs have now had 25 years of experience in refining and servicing the action, and reports suggest that customers are very satisfied with them.

Fandrich & Sons grand pianos are manufactured in China by the Pearl River Piano Group. These pianos feature Lothar Thomma scale designs, and are remanufactured at the Fandrich & Sons facility in Stanwood, Washington. The company offers three sizes of grand piano—models 170 (5' 7"), 188 (6' 2"), and 212 (7')—in two configurations: Standard (S) and Enhanced (E), the latter with Heller bass strings from Germany and/or Abel hammers, depending on customer preference. The tone of the S model is said to be powerful, dark, and sonorous; the E model, in contrast, is more brilliant and transparent. All models feature precision touchweighting using the Fandrich-Rhodes Weightbench™ system, which enables precise control of action inertia as well as traditional up- and downweight; redesigned pedal-lyre and trapwork systems; and a very extensive high-end preparation. All Fandrich & Sons pianos come with an adjustable matching bench.

The Fandrichs are passionate about their craft and choose the brands they work with carefully for musical potential. In addition to making standard modifications and refinements to remedy perceived shortcomings in the

original Chinese-made instruments, the Fandrichs are inveterate tinkerers always searching for ways to make additional improvements, however subtle. As a result, many who play the pianos find them to be considerably more musical than their price and origin would suggest.

Warranty: 12 years, parts and labor, to original purchaser.

*Note:* Do not confuse the Fandrich & Sons pianos with the 48" Fandrich upright that was once manufactured with a Fandrich Vertical Action by Darrell Fandrich's brother, Delwin Fandrich. That piano has not been made since 1994.

## FAZIOLI

Fazioli Pianoforti srl  
Via Ronche 47  
33077 Sacile (Pn), Italy  
+39-0434-72026  
[info@fazioli.com](mailto:info@fazioli.com)  
[www.fazioli.com](http://www.fazioli.com)

In 1978, musician and engineer Paolo Fazioli of Rome, Italy, began designing and building pianos, with the object of making the finest-quality instruments possible. Now even the most famous piano makers of Western Europe are recognizing his accomplishment, and artists throughout the world are using the instruments successfully on the concert stage and elsewhere.

As a youth, Fazioli studied music and engineering, receiving advanced degrees in both subjects. He briefly attempted to make a living as a concert pianist, but instead joined his family's furniture company, rising to the position of factory manager in the Rome, Sacile, and Turin factories. But his creative ambitions, combined with his personal search for the perfect piano, finally led him to conclude that he needed to build his own piano. With advice and financial backing from his family, in 1977 Fazioli assembled a group of experts in woodworking, acoustics, and piano technology to study and scientifically analyze every aspect of piano design and construction. The following year, prototypes of his new instruments in hand, he began building pianos commercially in a factory housed at one end of the family's Sacile furniture factory, a top supplier in Italy of high-end office furniture.

In 2001, Fazioli built a new, expanded, modern piano-production facility, and in 2005 opened an adjoining 198-seat concert hall with a stage large enough for a chamber orchestra, where he maintains a regular concert schedule of well-known musicians who perform there. The concert hall is designed so that it can be adjusted

acoustically with movable panels and sound reflectors to optimize the acoustics for performing, recording, or testing, and for different kinds of music, musical ensembles, and size of audience. The hall is used for the research and testing of pianos—every instrument Fazioli makes is tested here. In addition to these activities in the concert hall, the new factory also contains a department for ongoing research in piano design in cooperation with a number of educational institutions.

Fazioli builds only grands, about 120 per year, in six sizes from 5' 2" to 10' 2", the last one of the largest pianos in the world, with the further distinction of having four pedals. Three are the usual sustain, sostenuto, and una corda. The fourth is a “soft” pedal that brings the hammers closer to the strings—similar to the function in verticals and some older grands—to soften the sound without altering the tonal quality, as the una corda often does. A unique compensating device corrects for the action irregularity that would otherwise occur when the hammers are moved in this manner. The fourth pedal is available as an option on the other models. Fazioli also offers two actions and two pedal lyres as options on all models. Having two actions allows for more voicing possibilities without having to constantly revoice the hammers. A second pedal lyre containing only three pedals can be a welcome alternative for some pianists who might be confused by the presence of a fourth pedal.

All Fazioli pianos have inner and outer rims of maple, and seven-ply maple pinblocks from Bolduc, in Canada. The pianos have Renner actions and hammers and Kluge keyboards. The bronze capo d’astro bar is adjustable in the factory for setting the strike point and treble string length for best high-treble tone quality, and is removable for servicing if necessary; and the front and rear duplex scales can be tuned to maximize tonal color. The company says that a critical factor in the sound of its pianos is the scientific selection of its woods, such as the “resonant spruce” obtained from the Val di Fiemme, where Stradivari reportedly sought woods for his violins. Each piece of wood is said to be carefully tested for certain resonant properties before being used in the pianos. Similarly, three different types of wood are used for the bridge caps, each chosen for the most efficient transmission of tonal energy for a particular register.

An incredible level of detail has gone into the design and construction of these pianos. For instance, in one small portion of the soundboard where additional stiffness is required, the grain of the wood runs perpendicular to that of the rest of the soundboard, cleverly disguised so as to be almost unnoticeable. The pianos are impeccably prepared at the factory,

including very fine voicing—even perfect tuning of the duplex scales.

A series of stunning art-case pianos is a testament to the ability of the Fazioli artisans to execute virtually any custom-ordered artistic variation on the six Fazioli models.

Many artists, and others most familiar with Fazioli pianos, describe them as sources of inspiration with a wide color palette and dynamic range, and combining great power with great warmth in a way that causes music played on them to “make sense” in a way made possible by few other pianos.

Each Fazioli piano is built saving one ton of carbon dioxide, thanks to the use of electricity produced by a new photovoltaic system installed on the roof of the Fazioli factory.

Warranty: 10 years, parts and labor, transferable to future owners within the warranty period.

## FEURICH

Feurich USA  
1771 Post Road East  
Suite 239  
Westport, Connecticut 06880  
203-858-5979

[eric@perarts.com](mailto:eric@perarts.com)  
[www.feurich.com](http://www.feurich.com)

Pianos made by: Ningbo Hailun Musical Instruments Co. Ltd.,  
Ningbo, Zhejiang Province, China

This German piano manufacturer was founded in Leipzig in 1851 by Julius Feurich. At its height in the early part of the 20th century, the company employed 360 people, annually producing 1,200 upright and 600 grand pianos. Like many German manufacturers, however, Feurich lost its factory during World War II. Following the war, the fourth generation of the Feurich family rebuilt in Langlau, in what became West Germany.

In 1991, Bechstein purchased Feurich and closed the Langlau factory, but in 1993 the name was sold back to the Feurich family. For a time, production was contracted out to other German manufacturers, including Schimmel, while the Feurich family marketed and distributed the pianos. In 1995, Feurich opened a new factory in Gunzenhausen, Germany. Under the direction of Julius Feurich, the fifth generation, the family-owned company once again began building its own high-quality pianos.

In 2011, Feurich was acquired by Wendl & Lung, headquartered in Vienna, Austria, which distributed a line of pianos under that name made to their specifications by Hailun in China. The Wendl & Lung pianos

were rebranded as Feurich, and distributed along with Feurich pianos made under license by Julius Feurich in Gunzenhausen.

In 2012, Julius Feurich terminated his licensing agreement with Wendl & Lung, choosing instead to manufacture pianos independently under another name. Wendl & Lung continues to make and distribute Feurich pianos, utilizing a separate assembly line within the Hailun factory. In addition, a new line of German-made Feurichs is under development, to be manufactured near Cologne.

Ernest Bittner, founder and Managing Director of Wendl & Lung, has continued to develop the Feurich line, introducing a new model 115 vertical, designed by Rolf Ibach. The popular model 178 grand has undergone many changes, including refinements of action ratios and the implementation of a completely new cast-iron frame. This piano is becoming the model 179, to further differentiate it from the Hailun-branded model 178.

For its U.S. distribution, Feurich is following its European business model of using distribution centers to complete the musical preparation of the instruments—every piano entering the country is unboxed and completely prepped. In fact, Feurich pianos entering this country have received no voicing at the Hailun factory, which allows the distribution centers to control the critical final hammer preparation and voicing. Currently, Feurich has very limited distribution in the U.S.

Feurich offers an optional Harmonic Pedal on its grand pianos. This fourth pedal is essentially the inverse of a sostenuto—instead of holding up the dampers of notes pressed prior to depressing the pedal, it holds up all but those notes. The effect, known as “remanence harmony,” is to allow the overtones of the depressed notes to sing out in a sustained fashion.

Warranty: 5 years, parts and labor, to original purchaser.

## FÖRSTER, AUGUST

German American Trading Co., Inc.

P.O. Box 17789

Tampa, Florida 33682

813-961-8405

[germanamer@msn.com](mailto:germanamer@msn.com)

[www.august-foerster.de](http://www.august-foerster.de)

Pianos made by: August Förster GmbH, Löbau, Germany

The August Förster factory was founded by Friedrich August Förster in 1859 in Löbau, Germany, after Förster studied the art of piano building. During the years of control by the government of East Germany, the factory was managed by the fourth-generation piano builder, Wolfgang Förster. After the reunification of Germany and privatization, Wolfgang and his family once again owned their company. August Förster GmbH is now managed in the fifth generation by Wolfgang's daughter, Annkatrin Förster.

With a workforce of 40 using a great deal of hand labor, Förster makes about 120 grands a year in four sizes, and 150 verticals a year in three sizes. The pianos are very well built structurally, and the cabinets are elegant. Rims and pinblocks are of beech, soundboards of solid mountain-grown spruce, and bridges are of hardrock maple (without graphite). Each string is individually terminated (single-strung). The actions are made by Renner with Renner hammers. A sostenuto pedal is standard on all grand models.

The tone of August Förster grands is unique, with a remarkable bass: dark, deep, yet clear. As delivered from the factory, the treble is often quite bright, and for some American tastes might be considered a bit thin—it is a less complex sound that emphasizes clarity. This, however, can be modified somewhat with voicing and a good dealer preparation. The instruments are quite versatile, at home with Mozart or Prokofiev, classical or jazz. The 6' 4" model is often said to have an especially good scale. The concert-quality 7' 2" and 9' 1" models are well balanced tonally, and over the years have been endorsed by many famous artists. The Renner actions are very responsive and arrive in exacting regulation. The new 53" model 134K anniversary upright, intended for pianists who don't have space for a grand, has such grand-piano-like features as a full sostenuto; a large, adjustable music desk; and black keys of real ebony.

Most of the comments regarding the quality of materials and workmanship of the Förster grands also apply to the verticals. The cabinet of the vertical is of exceptional width, with extra-thick side panels of solid-core stock. Counter bridges are used on the outside of the

soundboard to increase its mass. The verticals have a full set of agraffes, and all the hardware and handmade wood parts are of elegant quality. The actions are built by Renner. The verticals possess the same warm, rich, deep bass tone as the grands.

Warranty: 5 years, parts and labor, to original purchaser.

## GROTRIAN

Grotrian Piano Company GmbH  
P.O. Box 5833  
D-38049 Braunschweig, Germany  
+49-531-210100  
+49-531-2101040 (fax)  
[contact@grotrian.de](mailto:contact@grotrian.de)  
[www.grotrian.de](http://www.grotrian.de)

Don Glasgow  
Director of Sales North America  
251-967-2431  
[don.glasgow@gmail.com](mailto:don.glasgow@gmail.com)

Friedrich Grotrian was born in 1803 in Schöningen, Germany, and as a young man lived in Moscow, where he ran a music business and was associated with piano manufacturing. Later in his life he teamed up with C.F. Theodor Steinweg, son of Heinrich Steinweg, to build pianos. Heinrich had emigrated to the U.S. about 1850, soon to establish the firm of Steinway & Sons. Theodor followed in 1865, selling his share in the partnership to Wilhelm Grotrian, son of Friedrich, who had died in 1860. Thereafter, the firm became known as Grotrian-Steinweg. (In a legal settlement with Steinway & Sons, Grotrian-Steinweg agreed to use only the name Grotrian on pianos sold in North America.)

Even as early as the 1860s, Grotrian pianos were well known and highly respected throughout Europe. Each successive generation of the Grotrian family maintained the company's high standards and furthered the technical development of the instrument. Today the company is owned by the sixth generation of Grotrians. Housed in an up-to-date factory, and using a combination of modern technology and traditional craftsmanship, Grotrian makes about 500 verticals and 100 grands a year. In 2010, the company celebrated its 175th anniversary.

Grotrian grands have beech rims, solid spruce soundboards, laminated beech pinblocks, Renner actions, and are single-strung. Grotrian prides itself on what it calls its "homogeneous soundboard," in which each piece of wood is specially chosen for its contribution to the tone of the soundboard. The cast-iron plate is attached with screws along the outer edges of the rim, instead of on top of the

rim, which the company says allows the soundboard to vibrate more freely. The vertical pianos have a unique star-shaped wooden back structure and a full-perimeter plate. Grotrian makes five sizes of grand and six sizes of vertical piano. New "studio" versions of grand models 192 (6' 3") and 208 (6' 10"), made for institutions, have scratch-resistant cabinet finishes, wider music desks, and more impervious soundboard finishes.

Grotrian also makes a lower-cost line, called Friedrich Grotrian, with a beech back frame but no back posts, and a simpler cabinet. It's available in a 43½" model in polished ebony with legs, and in 43½" and 45" models for institutional use, with satin finishes but without legs. The Friedrich Grotrian models are also completely made at the Grotrian factory in Braunschweig, Germany.

The treble of Grotrian pianos has extraordinary sustaining characteristics. It also has a pronounced sound of attack, subtle and delicate. The tenor is darker than many other brands. The bass can be powerful, but without stridency. Overall, Grotrian pianos have a unique, expressive sound and are a pleasure to play. Over the years, many well-known pianists have endorsed or expressed appreciation for Grotrian pianos.

Warranty: 5 years, parts and labor, transferable to future owners.

**HAESSLER — See Blüthner.**

## HAILUN

including Cline and Emerson

Hailun America

P.O. Box 1130

Richland, Washington 99352

509-946-8078

877-946-8078

[info@hailun-pianos.com](mailto:info@hailun-pianos.com)

[www.hailun-pianos.com](http://www.hailun-pianos.com)

Pianos made by: Ningbo Hailun Musical Instruments Co. Ltd.,  
Ningbo, Zhejiang Province, China

Ningbo Hailun began making piano parts and components in 1986 under the Ningbo Piano Parts Factory name, and began assembling entire pianos in 1995. Its assembly facility converted to a full-scale piano manufacturing facility in 2000. Today, the Hailun factory has over 400,000 square feet of production capacity and 800 employees. A 200,000-square-foot expansion project is underway to accommodate distribution in the U.S. market. Additionally, a new cabinet factory is now complete and began production in 2008. In addition to making pianos under the Hailun name, the company also makes the Feurich brand (formerly Wendl & Lung—see **Feurich**). Hailun also makes pianos or components under contract for several other manufacturers and distributors. Hailun recently conducted an Initial Public Offering of stock on the Shenzhen Stock Exchange.

Currently, the Hailun line consists of four vertical sizes (mostly larger uprights) and five grand sizes. In 2010, the company introduced the 52" model HU7-P, with a duplex scale, agraffes, and a steel capo bar for, the company says, a “lush and powerful sound in the American tradition.” This model also has a middle pedal that operates a true sostenuto mechanism.

(Note: Model designations on the cast-iron plates of some Hailun pianos may differ from those in Hailun marketing materials and in this publication because the models may have different names in the Chinese and U.S. markets. In each such case, the scale designs are the same, but, according to Hailun, the U.S. models contain the higher-quality parts and materials advertised in U.S. marketing materials and on the Hailun America web page.)

Hailun America is in the process of introducing several new grand and vertical models under the Emerson brand name (formerly the Hailun Vienna Series). The W.P. Emerson Co. was founded in 1849 by William P. Emerson, later changing its name to the Emerson Piano Co. Located in Boston, the company became a meeting place of old-world artisans and new-world

technology, and grew into one of the largest and most reputable piano manufacturers of its time, selling its pianos throughout the world. The distributor of today’s Emerson piano says that it seeks to continue the tradition of bringing together the new and old worlds, combining European, American, and Asian resources to address the need for an exacting, quality instrument that “reflects the Western tradition of piano building” at a more favorable price, and to “create a warm tonal experience in the tradition of the Viennese sound.”

Emerson pianos are designed by an international team of piano designers close to the Hailun factory, and are manufactured by Hailun. The wood for its soundboards is sourced from the North Austrian Alps. The grands are designed with a wide tail, vertically laminated maple bridges, a slightly firmer touch, and faster action speed. The vertical has a patented TriGon duplex scale, agraffes, a full-perimeter plate, and an enhanced soundboard design. Each purchaser of an Emerson may, within 18 months of purchase, request that a special highly qualified technician, known as a Vienna Concert Technician, spend a full day of concert-level regulation and voicing on the piano at the customer’s home.

In 2011, Hailun introduced a slow-close piano lid in all its grand piano models. Graphically named the Hailun Limb Protection System (HLPS), this is a version of the Safety-Ease retrofit system, described **elsewhere** in this publication, built into the piano at the factory. HLPS allows even a child to easily lift the otherwise heavy lid of a grand piano without danger, and prevents a falling lid from crashing down onto arms and hands. A version of HLPS, called HLPS Plus, and available only in the Vienna models, allows the user to adjust a grand piano lid to any position without the need for a lid propstick. Apart from the safety benefit, HLPS Plus allows the user to modulate sound projection by adjusting the lid position.

Hailun is a little different from most of the other Chinese companies selling pianos in the U.S.: Its founder and owner, Chen Hailun, is an entrepreneur in the Western style, and deeply involved in every aspect of the business. Originally a maker of molds for industrial use, Chen got into the piano business when piano manufacturers started to use his services to make piano parts. In 1998 he bought out the government’s position in his company to better control quality and hiring decisions.

While modern manufacturing methods are fully utilized, the factory also uses a large amount of skilled manual labor. Chen seeks out the best workers by paying considerably higher wages than other piano makers in China, he says, and provides an in-depth training



program for his workers, conducted by piano builders and technicians from the U.S. and Europe. He also assists in the training of future piano technicians through an association with a local university. His greatest aspiration, Chen says, is to make the best piano in Asia.

Over the years, much of Chen's technical efforts have gone into maximizing the precision and stability of the pianos and parts his company makes. This is evidenced by the substantial investment in computer-controlled machinery used for precision cutting; the design of keys, keybeds, and other parts to resist warping; and the fact that grand piano actions are actually interchangeable between instruments of the same model (this requires an unusually high level of precision). The pianos themselves exhibit good quality control and intelligence in design. In terms of materials, the company uses maple in grand piano rims, a feature indicative of higher quality and arguably necessary for the best sound. In 2011, the company began sourcing its own supply of the highest-quality Austrian spruce, and plans to make its own soundboards with this spruce for select piano models. *Piano Buyer's* reviewers have tried out several Hailun grands (see reviews in the **Fall 2009**, **Fall 2010**, and **Fall 2011** issues) and have been impressed with their musicality.

To help it reach the highest quality standards, Hailun has also hired an impressive group of experts from Japan (Ema Shigeru), Europe (Stephen Paulello, Claire Trichet, Sabin Zlatkovic, Peter Veletzky), and the U.S. (Frank Emerson). In 2009, to oversee and assist with quality control, Hailun hired Rolf Ibach, owner of Rud. Ibach Sohn, one of the oldest and most reputable European piano companies, which closed its doors in 2008 after more than 200 years in business.

Hailun USA has initiated several support programs designed to increase the speed at which service requests are handled, and to measure customer satisfaction. It has also introduced the Hailun Dream Assurance Program, in which the company guarantees, subject to certain limitations, that the sound of any purchased Hailun piano will be to the customer's liking or, within 90 days of purchase, the company will exchange the piano for another of the same model. Under the company's Gold Service Program, Hailun dealers are obligated to provide each customer with one free service call between 60 and 180 days after purchase of a piano.

Hailun America is reintroducing the Cline brand to the U.S. market in the form of entry-level models made by Hailun. Chester L. Cline began selling pianos in Tacoma, Washington, in the 1880s, and produced pianos under his own name beginning in 1889. He eventually

expanded his retail chain throughout the Northwest and, in the 1920s, into California, becoming one of the largest piano dealers in the West. In the 1980s and '90s, pianos bearing the Cline name were made by several manufacturers of entry-level pianos.

Today, Cline makes 46½" and 48" verticals and a 4' 11" grand. The grand comes with the HLPS lid-support system. Both the 48" vertical and the grand are optionally available with the MG Silent System, which can turn the acoustic piano into a digital one that can be played with headphones at any time of day or night. It also features a metronome, and allows performances to be recorded and exported in MIDI format to share with others. (See the chapter on **Hybrid Pianos** for more information about silent systems.) Owners of Cline pianos in North America are entitled to receive a trade-in credit of the full amount paid for the instrument toward the purchase of a new grand made by Hailun, Emerson, Petrof, or Sauter (all of whom share a common distributor).

Warranty: Hailun—15 years, parts and labor, to the original owner, transferable to the second owner within the warranty period. Cline—10 years, parts and labor, to original purchaser. Emerson—5 years, parts and labor, to original purchaser. Electronics—1 year, parts and labor, to original purchaser. See also the Dream Assurance Program, described above.

## HALLET, DAVIS & CO.

Hallet Davis Pianos  
11 Holt Drive  
Stony Point, New York 10980  
845-429-0106  
[usapianos@yahoo.com](mailto:usapianos@yahoo.com)  
[www.halletdavispianos.com](http://www.halletdavispianos.com)

Pianos made by: various makers (see text)

This famous old American piano brand dates back to at least 1843 in Boston, and has changed hands many times over the years. It eventually became part of the Aeolian group of piano brands, and instruments bearing the name were manufactured at Aeolian's Memphis plant until that company went out of business in 1985. Subsequently, North American Music began producing Hallet, Davis, & Co. pianos, first in Korea, and now in China.

The Heritage and Signature Collections are made by the Beijing Hsinghai Piano Group, Ltd. (see [Beijing Hsinghai](#)), and by the Silbermann Piano Co. The upper-level pianos, known as the Imperial Collection II, are manufactured by Parsons Music, a factory associated with a large chain of music stores in China and Hong Kong, and the third-largest producer of pianos in China.

## HARDMAN, PECK & CO.

Hardman Pianos  
11 Holt Drive  
Stony Point, New York 10980  
845-429-0106  
[info@hardmanpiano.com](mailto:info@hardmanpiano.com)  
[www.hardmanpiano.com](http://www.hardmanpiano.com)

Pianos made by: Beijing Hsinghai Piano Group, Ltd., Beijing, China

Hugh Hardman established the Hardman Piano Company in New York City in 1842. Leopold Peck joined the company in 1880, and became a partner in 1890, at which time the company was renamed Hardman, Peck & Company. In the early 20th century, Hardman, Peck was sold to the Aeolian Corporation, which eventually moved to Memphis, where it remained until it went out of business in 1985. Today's Hardman, Peck & Company pianos are manufactured in China by the Beijing Hsinghai Piano Group (see [Beijing Hsinghai](#)). The piano line offers a selection of vertical and grand pianos in a variety of styles and finishes to meet the needs of entry-level and mid-level pianists.

## HEINTZMAN & CO.

including Gerhard Heintzman  
Heintzman Distributor Ltd.  
210-2106 Main Street  
Vancouver, British Columbia V5T 3C5  
Canada  
U.S.: 303-765-5775  
[pianopop3@msn.com](mailto:pianopop3@msn.com)  
Canada: 604-801-5393  
[info@hzm piano.com](mailto:info@hzm piano.com)  
[www.hzm piano.com](http://www.hzm piano.com)

Pianos made by: Heintzman Piano Company, Ltd., Beijing, China

Heintzman & Co. Ltd. was founded by Theodore August Heintzman in Toronto in 1866. By 1900, Heintzman was one of Toronto's larger manufacturing concerns, building 3,000 pianos per year and selling them throughout Canada and abroad through a network of company stores and other distributors. The pianos received high praise and won prizes at exhibitions. Even today, technicians frequently encounter old Heintzman pianos built in the early part of the 20th century and consider them to be of high quality. In the latter decades of the century, Heintzman, like other North American brands, struggled to compete with cheaper foreign imports. The factory finally closed its doors in 1986 and relocated to China. (For a few years thereafter, some pianos continued to be sold in Canada under the Heintzman and Gerhard Heintzman names.) At first the company was a joint venture with the Beijing Hsinghai Piano Group (see [Beijing Hsinghai](#)), but when the Chinese government began allowing foreign ownership of manufacturing concerns, the Canadian partner bought back majority ownership and took control.

The new company, known as Heintzman Piano Company, Ltd., is Canadian owned and managed and has a private, independent factory dedicated to producing Heintzman-brand pianos. Heintzman makes pianos to the original Canadian Heintzman designs and scales using some of the equipment from Canada. James Moffat, plant manager of the Canadian Heintzman factory for 40 years, has been retained as a consultant and visits the factory in China several times a year. The company even uses some components from Canada, such as Bolduc soundboards, in grands and larger verticals. The factory makes about 5,000 pianos per year.

The smallest vertical made under the Heintzman name is 43½" tall, but pianos for export to North America typically start at 48" and contain a mixture of Chinese and imported parts, such as pinblocks and treble

strings from Germany and Mapes bass strings from the U.S. Verticals 48½" and taller use Renner Blue or Abel Blue hammers, and the largest two sizes have Canadian Bolduc soundboards of solid Eastern white spruce. All verticals 50" and taller have a middle pedal that operates a bass-sustain mechanism, as well as a Silent Switch that operates a mute bar for silent practice.

The grands—5', 5' 6", 6' 1", 6' 8", and 9' long—also use German pinblocks and strings, Mapes bass strings, Renner Blue or Abel Blue hammers, and Canadian Bolduc or German Strunz soundboards of solid spruce.. The 9' concert grand comes with a full Renner action and Kluge keys from Germany. A Renner action is a higher-priced option on the other models. All grands come with a sostenuto pedal. A 6' 1" model patterned on the old Heintzman model D was introduced in 2007.

New in 2013, and aimed at a slightly more upscale audience, is the Royal series of verticals and grands, with two-tone cabinet trim and inlays on the inside of the lid, as well as a Bolduc or Strunz soundboard, Abel or Renner Blue hammers, and Mapes bass strings.

Heintzman Piano Company also makes the slightly less expensive Gerhard Heintzman brand. This line uses less expensive materials and components, such as Japanese hammers and a veneer-laminated spruce soundboard in the verticals (a Bolduc soundboard in some of the grands). The polished ebony grands have a silver plate and trim.

Warranty: Heintzman and Gerhard Heintzman—10 years, parts and labor, from the factory, transferable to future owners within the warranty period.

**HOFFMANN, W. — See [Bechstein, C.](#)**

**HSINGHAI — See [Beijing Hsinghai.](#)**

## **IRMLER**

including Schiller

Blüthner USA LLC  
5660 W. Grand River  
Lansing, Michigan 48906  
517-886-6000  
800-954-3200  
916-337-1086

[info@irmler-piano.com](mailto:info@irmler-piano.com)

[www.irmler-piano.com](http://www.irmler-piano.com)

In Canada, contact Bluethner Piano Canada Inc.  
604-264-1138

[rrgarvin@telus.net](mailto:rrgarvin@telus.net)

[www.bluethner.ca](http://www.bluethner.ca)

Pianos made by: Irmler Piano GmbH, Leipzig, Germany, and other factories (see text)

Irmler is a sister company of Blüthner, and Irmler pianos are distributed through the Blüthner dealer network. The brand has recently been reintroduced to the market in two series: Studio and Professional.

The Studio series is largely made in a factory in China owned by Irmler. The pianos are then shipped to the Blüthner factory in Germany, where Abel hammers are installed and the pianos are inspected and adjusted as needed, prior to shipping to dealers. The pianos have Delignit pinblocks and veneer-laminated spruce soundboards. The grand rims are of Chinese oak and the grand actions are made with Renner parts. The Studio-series verticals include a number of models with interesting, modern cabinet designs.

The Professional series, also known as Irmler Europe, is assembled in Germany using strung backs (structural and acoustical elements) from Samick in Indonesia and cabinets from Poland (suppliers are subject to change). The pianos have Delignit pinblocks and solid spruce soundboards. Grands have rims of maple and beech, action parts by Renner (U.S. distribution only), and duplex scaling. Vertical actions are by Detoa.

The Irmler Studio series is also available from some dealers under the Schiller brand name, with a slightly modified cabinet; prices are comparable to those for Irmler.

Warranty: 10 years, parts and labor, to original purchaser.

## KAWAI

including Shigeru Kawai

Kawai America Corporation  
2055 East University Drive  
Rancho Dominguez, California 90220  
310-631-1771  
800-421-2177

310-223-0900 (Shigeru Kawai)

[acoustic@kawaius.com](mailto:acoustic@kawaius.com)

[www.kawaius.com](http://www.kawaius.com)

[www.shigerukawai.com](http://www.shigerukawai.com)

Pianos made by: Kawai Musical Instrument Mfg. Co., Ltd.;  
Hamamatsu, Japan, and Karawan, Indonesia

Kawai was founded in 1927 by Koichi Kawai, an inventor and former Yamaha employee who was the first person in Japan to design and build a piano action. While Kawai is second in size to Yamaha among Japanese piano manufacturers, it has a well-deserved reputation all its own for quality and innovation. Nearly all Kawai grands and taller uprights are made in Japan; most consoles and studios are made in Indonesia. The company closed its North Carolina factory in 2005.

One of Kawai's most important innovations is the use of ABS Styran plastic in the manufacture of action parts. More than 40 years of use and scientific testing have shown this material to be superior to wood for this purpose. ABS does not swell and shrink with changes in humidity, so actions made with it are likely to maintain proper regulation better than wood actions. The parts are stronger and without glue joints, so breakage is rare. These parts are present in every Kawai piano. In the current Millennium III action found in some models, the ABS is reinforced with carbon fiber so it can be stronger with less mass. Having less mass to move (that is, less inertia), the action can be more responsive to the player's intentions, including faster repetition. Certain contact surfaces on the action parts are also micro-engineered for ideal shape and texture, resulting in a more consistent touch. Although it took a number of years to overcome the idea that plastic parts must be inferior, there is essentially no dispute anymore among piano technicians on this subject.

Kawai's vertical piano offerings change frequently and are sometimes confusing. At present there are three basic series of Kawai verticals. The console series begins with the 44½" model 506N, a basic entry-level console in an institutional-style cabinet (legs with toe blocks). Model K-15 is a 44" version of this in a continental-style cabinet (no legs), and model 508 is a 44½" version in a simple furniture-style cabinet (freestanding legs). Model 607 is the same piano in a fancier furniture-style

cabinet. All have the same internal workings. The action in this series is slightly smaller than a full-size action, so it will be slightly less responsive. However, it is more than sufficient for beginner or casual use.

Kawai has replaced both of its former studio models, the UST-7 and UST-8, with the 46" model UST-9, made in Indonesia. This model has the stronger back of the UST-7, rather than that of the UST-8, which was not known for its tuning stability. The UST-9 also contains the Millennium III action; an angled, leather-lined music desk to better hold music; and a stylish, reinforced bench. The 46½" model 907 is essentially the UST-9 in a fancy, furniture-style cabinet.

Kawai's K series of upright models has been updated in 2014, and the model names have been changed. The former K-2, K-3, K-5, K-6, and K-8, all sold in North America, have become the new K-200 (45"), K-300 (48"), K-400 (48"), K-500 (51"), and K-800 (53"). The K-400 is internally the same as the K-300, but its cabinet includes a grand-piano-style music desk (formerly available only with the K-8) and a folding, low-profile fallboard. The K-500—at 51", two inches taller than the old K-5—has been extensively redesigned internally, with longer bass strings, a larger soundboard, and a redesigned cast-iron plate.

As before, all K-series models include Kawai's Millennium III actions, made with carbon-fiber composites. The hammers in all models are now made with underfelt and mahogany moldings, which Kawai says improves the responsiveness of the action and the tonal sustain. All models have redesigned, tapered soundboards for improved tonal response; double-braced and steel-reinforced keybeds to prevent warping and flex; and come with slow-close fallboards and adjustable benches. The K-500 and K-800 both feature Kawai's Neotex ivory-substitute key material, and the K-800 comes with a sostenuto pedal. The K-series cabinets have been redesigned for a sleeker, more modern appearance.

Kawai makes three series of grand pianos: GX, GE, and GM. The GX line (formerly RX; see below), which is sold in North America in a version known as the BLAK series, is the most expensive and has the best features. It is designed for the best performance, whereas the GE and GM series are designed more for efficiency in manufacturing, with fewer refinements. The GX/RX pianos are the only Kawai grands with a radial beam structure, focused and connected to the plate using a cast-iron bracket at the tenor break. This system makes for a more rigid structure, which translates into better tone projection. The soundboard of the GX/RX models is tapered for better tonal response, and the rim is thicker and stronger than in the GE and GM models. The BLAK pianos use a new version of the Millennium

III action with hammer-shank stabilizers, designed to retain power by keeping the shank from wavering under a heavy blow; have agraffes, duplex scaling, lighter hammers (less inertia), and Neotex synthetic ivory keytops; and come with a slow-close fallboard. The GX/RX grands get more precise key weighting, plus more tuning, regulating, and voicing at the factory. The cabinetry is nicer looking and of better quality than that of the GE and GM series pianos, with the polished ebony models in the new BLAK series receiving a UV-cured, scratch-resistant coating on the music rack.

In 2013, the RX series was changed to GX—see our [review](#) in this issue. The pinblock is more securely attached to the case for better tuning stability, and the front stretcher has been made thicker, stiffening the structure, and thus both conserving tonal energy and contributing to tuning stability. The rim now uses alternating layers of two different hardwoods, one chosen for tonal power, the other for warmth. There have also been some changes to the scale designs and soundboard taper.

Some of the GX/RX features are also found in the GM and GE pianos, but this varies with the model. The GM-10K is the only Kawai grand made in Indonesia. It has Kawai's standard ABS action, no agraffes or duplex scaling, standard keytops, and a regular fallboard. The GM-11, new in 2013 and also made in Indonesia, is the same as the GM-10K, except that it has agraffes and a different plate. The model GM-12, made in Japan, has the regular Millennium III action (without hammer-shank stabilizers), no agraffes or duplex scaling, standard keytops, and a slow-close fallboard. The GE models, also made in Japan, have the regular Millennium III action, agraffes, duplex scaling, Neotex keytops, and a slow-close fallboard.

Kawai's quality control is excellent, especially in its Japanese-made pianos. Major problems are rare, and other than normal maintenance, after-sale service is usually limited to fixing the occasional minor buzz or squeak. Kawai's warranty service is also excellent, and the warranty is transferable to future owners within the warranty period (a benefit that is not common these days). The tone of most Kawai pianos, in my opinion, is not as ideal for classical music as some more expensive instruments, but when expertly voiced, it is not far off, and in any case is quite versatile musically. In part because the touch is so good, Kawai grands are often sought by classical pianists as a less-expensive alternative to a Steinway or other high-end piano. Kawai dealers tend to be a little more aggressive about discounting than their competition (Yamaha). There is also a thriving market for used Kawais. (If you're considering buying a used

Kawai, please read "Should I Buy a Used 'Gray Market' Yamaha or Kawai Piano?" on pages 176–177 of *The Piano Book*, or the shorter version in "[Buying a Used or Restored Piano](#)" in this publication.)

The Shigeru Kawai line of grands represents Kawai's ultimate effort to produce a world-class piano. Named after Kawai's former chairman (and son of company founder Koichi Kawai), the limited-edition (fewer than 300 per year) Shigeru Kawai grands are made at the separate facility where Kawai's EX concert grands are built.

Although based on the Kawai RX designs, the Shigeru Kawai models are "hand made" in the extreme. Very high-grade soundboard spruce is air-dried for multiple years, then planed by hand by a worker who knocks on the wood and listens for the optimum tonal response. Ribs are also hand-planed for correct stiffness. String bearing is set in the traditional manner by planing the bridges by hand instead of having pre-cut bridges pinned by machine. Bass strings are wound by hand instead of by machine. Hammers are hand-pressed without heat for a wider voicing range, and the hammer weights are carefully controlled for even touch. Hammer shanks are thinned along the bottom so that their stiffness is matched to the hammer mass. These procedures represent a level of detail relatively few manufacturers indulge in.

In 2012, Kawai updated the Shigeru Kawai grands, changing the cabinet styling and some of the pianos' construction features. The inside of the rim is now finished with bird's-eye maple veneer, and the round legs have been changed to straight legs with brass trim. The rim itself is now made of alternating layers of rock maple and mahogany, which Kawai says provides more power without losing warmth in the tone. The structure at the front of the piano has been made stronger, and the beams underneath are now made from spruce instead of the laminated mahogany Kawai uses in its other models. The keys have been lengthened for a better touch, especially on the smaller models.

Each buyer of a Shigeru Kawai piano receives a visit within the first year by a Kawai master technician from the factory in Japan. These are the same factory technicians who do the final installation of actions in pianos, as well as the final voicing and regulation. According to those who have watched them work, these Japanese master technicians are amazingly skilled. Because the Shigeru Kawai pianos have been on the market only since 2000 and in very limited quantities, many piano technicians have yet to service one. Those who have, however, tend to rank them among the world's finest instruments, and Shigeru Kawai pianos are often chosen by pianists participating in international piano competitions.

Warranty: Kawai and Shigeru Kawai—10 years, parts and labor, transferable to future owners within the warranty period.

## KAYSERBURG — See **Pearl River**

### KIMBALL

Kimball Piano USA, Inc.  
1819 North Major Avenue  
Chicago, Illinois 60639  
312-212-3635  
[kimballpiano@gmail.com](mailto:kimballpiano@gmail.com)  
[www.kimballpianousa.com](http://www.kimballpianousa.com)

Kimball, a name with a long history in the piano world (see *The Piano Book* for details), is now being produced by Kimball Piano USA, Inc., which acquired the rights to the Kimball name in 2005. Kimball International, which previously owned the Kimball brand and produced Kimball pianos from 1959 to 1996, was primarily a furniture maker that mass-produced a very average piano.

In contrast, Kimball is now controlled by a Registered Piano Technician (RPT) who has returned Kimball to its historical roots in Chicago and says he is placing the company's focus on the musical instrument and on technical details of American piano design and construction. The result of this focus is two new collections of Kimball pianos: Classic and Artist.

The Kimball Classic Collection consists of the 5' 1" model K1 and 6' 2" model K3 grands. Parts and components for these models are being sourced primarily from China and Europe. They include a rim made of maple and oak (grands); full-length back posts (vertical); bridges planed and notched by hand in the traditional manner; a wet-sand cast plate; Herrburger Brooks keys, action, and hammers; Röslau strings; Delignit pinblock; and a solid spruce soundboard.

The Kimball Artist Collection includes the 5' 8" model A2 grand and the 49" model A49 vertical. The company says that the Artist Collection embodies its commitment to producing high-quality performance pianos by paying great attention to the design of the scale, soundboard, and action, and to proper execution and attention to details. High-end components, primarily from Germany, include a rim of European beech (grand), Renner action (grand), Strunz premium solid spruce soundboard and ribs, Delignit pinblock, Röslau strings, Klinke agraffes, and Abel hammers. The vertical has full-length spruce back posts and a

Herrburger Brooks action; cabinets are from China.

In the U.S., Kimball is doing final assembly and detailing of the instruments, with a major focus on proper action, hammer, and key installation to ensure superb playability. At its facility in Chicago, Kimball now has a showroom where, by appointment, both individual customers and dealers are welcome to see and play the new pianos.

Warranty: 10 years, parts and labor, to original purchaser.

### KINGSBURG

Doremi USA Inc.  
5036 Dr. Phillips Boulevard, Suite 288  
Orlando, Florida 32819  
866-322-5986  
[info@kingsburgusa.com](mailto:info@kingsburgusa.com)  
[www.kingsburgusa.com](http://www.kingsburgusa.com)  
Pianos made by: Yantai Kingsburg Piano Co., Ltd., Yantai, Shandong Province, China  
+86-535-6932912  
[kingsburgpiano@163.com](mailto:kingsburgpiano@163.com)  
[www.kingsburgpiano.com.cn](http://www.kingsburgpiano.com.cn)

Yantai Kingsburg, formerly known as Yantai Longfeng, was established in 1988, and at various times made pianos under the Steigerman and Perzina brand names. It is located in a temperate area of northern China that, the company says, is ideal for piano making because of its moderate humidity level.

All Kingsburg pianos have been designed by well-known piano designer Klaus Fenner, and scales are currently undergoing adjustment by Italian piano builder Luigi Borgato. Components are sourced from around the world: from Germany, Röslau piano wire, Abel hammers, and Dehonit pinblocks; from the Czech Republic, Detoa actions; and from Japan, tuning pins and mineral (ivory-like) keytops. All pianos now feature keys of real ebony wood and come with a slow-close fallboard. Interesting design features include longer keys on upright models for more grand-like performance, brass-bar duplex scale, and the company's exclusive Tri Board solid spruce soundboard, which, in the taller vertical models, is unattached to the piano back at the bottom, for better bass tone and improved tuning stability.

At present, the Kingsburg line comprises larger uprights and two sizes of grand, with plans to possibly expand into the market for home console pianos. Custom styles and finishes are also available.

A key focus of Yantai Kingsburg is that the final factory preparation of the pianos be done in such a manner

that the dealer can deliver the instrument to the customer's home with very little additional work being required. To that end, the U.S. distributor's Japanese affiliate sends highly trained technicians to the factory to fully tune, voice, and regulate each Kingsburg piano to their high standards before it is crated for shipment.

Warranty: 12 years, parts and labor, to original purchaser.

## **KNABE, WM.**

See also **Samick**.

Samick Music Corp. (SMC)  
1329 Gateway Drive  
Gallatin, Tennessee 37066  
615-206-0077

[info@smcmusic.com](mailto:info@smcmusic.com)  
[www.knabepianos.com](http://www.knabepianos.com)

Pianos made by: Samick Musical Instrument Mfg. Co. Ltd.,  
Inchon, South Korea; and Bogor, West Java, Indonesia

Founded in Baltimore in 1837 by Wilhelm (William) Knabe, a German immigrant, Wm. Knabe & Co. established itself in the 19th and early 20th centuries as one of the finest piano makers in America. Over the years, Knabe pianos have left an important mark on the music field, including over 40 years as the official piano of the Metropolitan Opera, sponsoring Tchaikovsky's appearance at the opening of Carnegie Hall, and their places inside the White House and Graceland. Today, Knabe is the official piano of the American Ballet Theatre at the Met. 2012 marks the company's 175th anniversary.

As part of the consolidation of the American piano industry in the early 20th century, Knabe eventually became part of the Aeolian family of brands. Following Aeolian's demise in 1985, the Knabe name became part of Mason & Hamlin, which was purchased out of bankruptcy in 1996 by the owners of PianoDisc. For a time, a line of Knabe pianos was made for PianoDisc by Young Chang in Korea and China. When the line was discontinued, Samick acquired the Wm. Knabe & Co. name. (Note: "Knabe" is pronounced using the hard K sound followed by "nobby.")

SMC (Samick's U.S. distribution subsidiary) began by using the Wm. Knabe name on some of the pianos formerly sold as the World Piano premium line of Samick instruments. In 2002, SMC developed the Concert Artist series for the Knabe name. Highlighting this series are the 5' 8" and 6' 4" grand models, which have been redesigned, based on the original 19th- and early 20th-century Knabe scale designs and cabinet

styles in use when the company was based in Baltimore. Features include sand-cast plates, lacquer semi-gloss wood finishes, Renner actions on larger grands, German hammers, and rims of maple and oak. The company has added 5' 3", 7' 6", and 9' 2" models for the American market. The verticals feature unique cabinet designs with bird's-eye maple and mahogany inlays, rosewood key inserts, and tone escapement. The 52" upright includes a full sostenuto, hand-activated mute rail, and agraffes throughout the bass section of the piano.

For two years, SMC completed assembly of Concert Artist grands at its Tennessee facility, with strung backs made in Indonesia or Korea. Now, most Knabe pianos are made in their entirety in Indonesia but are still uncrated in the U.S., where they are inspected, tuned, regulated, and voiced before being shipped to dealers.

In 2011, SMC unveiled two additional product lines within the Knabe family: the Academy and Baltimore series. The Academy series has many of the same features and specifications as the popular, upper-end, Kohler & Campbell Millennium brand, also made by Samick: a maple or beech inner rim (grands); a premium soundboard of solid white spruce; German hammers; a Samick Premium Action; satin lacquer semigloss wood finishes; and a Samick-made hornbeam action rail (larger verticals). (See **Samick** for more about Kohler & Campbell.) The Academy series also boasts two institutional studio uprights, the WMV245 and WMV247, both with full-length music racks, the WMV247 also with agraffes through the bass section.

The Baltimore series offers a more modestly priced alternative to the institutional Academy series or upper-end Concert Artist series. This line features an all-spruce "surface tension" (veneered) soundboard. The grands provide a full sostenuto pedal, slow-close fallboard, fully adjustable music desk and rack, multiple finishes in both satin ebony and wood tones, and, recently, a new designer grand with accents of Bubinga or African Pommele. The verticals showcase a wide range of sizes and cabinet styles, including wood tones in French cherry, traditional mahogany, and Renaissance walnut.

Warranty: 10 years, parts and labor, transferable to future owners within the warranty period.

## KOHLER & CAMPBELL — See **Samick**.

### LOMENCE

J.D. Grandt Piano Supply Co.  
181 King Road  
Richmond Hill, Ontario L4E 2W1  
Canada  
905-773-0087  
[info@jdgrandt.com](mailto:info@jdgrandt.com)  
[www.jdgrandt.com](http://www.jdgrandt.com)

Pianos made by: Lomence Modern Crystal Piano Co., Ltd.,  
Foshan, Guangdong Province, China

The Lomence factory is located in Foshan, China, approximately one hour north of Guangzhou, in the southern region of China. A manufacturer of traditional pianos since 1998, Lomence discovered great success in its local market after experimenting with more modern-looking cabinet designs. The distinguishing feature of Lomence pianos is that many of the cabinet parts, including the top lid, front panel, fallboard, and side gables, are made of clear acrylic. The sharps on the tallest vertical are also of clear acrylic, creating an interesting effect in which they appear black from above but clear from the side.

Lomence pianos are available in three vertical sizes, 47.5", 48.5", and 50.5", and a 6' grand. Material specifications include German Röslau music wire, Siberian spruce soundboard, laminated Austrian spruce keys, nickel-plated hardware, and a slow-close fallboard.

Warranty: 10 years, parts and labor, to the original purchaser.

### MASON & HAMLIN

Mason & Hamlin Piano Company  
35 Duncan Street  
Haverhill, Massachusetts 01830  
916-567-9999  
[www.masonhamlin.com](http://www.masonhamlin.com)

Pianos made by: Mason & Hamlin Piano Co., Haverhill,  
Massachusetts

Mason & Hamlin was founded in 1854 by Henry Mason and Emmons Hamlin. Mason was a musician and businessman and Hamlin was an inventor working with reed organs. Within a few years, Mason & Hamlin was one of the largest makers of reed organs in the U.S. The company began making pianos in 1881 in Boston, and soon became among the most prestigious of the Boston piano makers. By 1910, Mason & Hamlin was considered Steinway's chief competitor. Over the next 85 years, Mason & Hamlin changed hands many times. (You can read the somewhat lengthy and interesting history in *The Piano Book*.) In 1996 the Burgett brothers, owners of PianoDisc, purchased Mason & Hamlin out of bankruptcy and set about reestablishing manufacturing at the six-story factory in Haverhill, Massachusetts. The company emphasizes limited-quantity, handbuilt production, and currently manufactures from 200 to 350 pianos per year. Daily tours are offered to visitors.

Since acquiring the company, the Burgetts have brought back most of the piano models from the company's golden Boston era (1881–1932) that originally made the company famous. Refinements have been made to the original scale designs and other core design features. First came the 5' 8" model A and 7' model BB, both of which had been manufactured by the previous owner. Then, in fairly rapid succession, came the 6' 4" model AA, the 9' 4" model CC concert grand, and the 5' 4" model B. The development of these three models was an especially interesting and costly project: in the process, the engineering staff resurrected the original design of each model, constructed new rim presses, standardized certain features, refined manufacturing processes, and modernized jigs, fixtures, templates, and machinery, improvements that afterward were applied to the company's other models. The 50" model 50 vertical piano has also been reintroduced and redesigned, with longer keys for a more grand-like touch, and improved pedal leverage. Internal parts for the verticals are made in Haverhill, then assembled in the company's Sacramento factory, where it also installs PianoDisc systems.

All Mason & Hamlin grands have certain features in common, including a wide-tail design; a full-perimeter



plate; an extremely thick and heavy maple rim; a solid spruce soundboard; a seven-ply, quartersawn maple pinblock; and the patented tension-resonator Crown Retention System. The tension resonator (illustrated in *The Piano Book*), invented by Richard Gertz in 1900, consists of a series of turnbuckles that connect to specific points on the inner rim. This system of turnbuckles is said to lock the rim in place so that it cannot expand with stress and age, thereby preserving the soundboard crown (curvature). (The soundboard is glued to the inner rim and would collapse if the rim expanded.) While there is no modern-day experimental evidence to confirm or deny this theory, anecdotal evidence and observations by piano technicians tend to validate it because, unlike most older pianos, the soundboards of old Mason & Hamlin almost always have plenty of crown.

In the early part of the 20th century, Wessell, Nickel & Gross was a major supplier of actions to American piano manufacturers, including Mason & Hamlin. Over the years, the name fell into disuse. In 2004 Mason & Hamlin revived the name by registering the trademark, which now refers to the design and specifications of Mason & Hamlin actions. The company manufactures a new line of carbon-fiber action parts of strikingly innovative design, which the company makes available to its dealers and to rebuilders as a high-performance upgrade to the traditional wood action. The company explained that it has moved to using composite parts because of the inherent shortcomings of wood: it's prone to breakage under constant pounding, the parts vary in strength and mass from one piece of wood to the next, and wood shrinks and swells with changing temperature and humidity. Composite parts, on the other hand, are more than ten times as strong as wood; are built to microscopic tolerances, so they are virtually identical; and are impervious to weather. According to the company, material scientists predict that in the benign environment of a piano, the minimum life expectancy of composite parts is 100 years. The Wessell, Nickel & Gross composite action is now standard on all new Mason & Hamlin pianos.

Mason & Hamlin grands are available in ebony and several standard and exotic wood finishes, in both satin and high polish. Satin finishes are lacquer, the high-polish finishes are polyester. Most sizes are also available in a stylized case design called Monticello, which has fluted, conical legs, similar to Hepplewhite style, with matching lyre and bench. In 2009 Mason & Hamlin introduced the Chrome art-case design, in polished ebony with chrome and stainless-steel case hardware replacing the traditional brass hardware. This design also has art-deco case styling, a silver plate, and a new fallboard

logo in a modern font. This modern-font logo, along with a new slow-close fallboard, is standard on all new Mason & Hamlin grands.

In 2014, to commemorate the company's 160th anniversary, Mason & Hamlin introduced the Cambridge Collection. Model designs in this series feature two-toned cabinets in hand-rubbed finishes of polished ebony and either bubinga or Makassar ebony. On the grands, the hand-selected exotic veneers appear on the fallboard, the music desk, the lid underside, and the inner rim; on the verticals, they appear on the upper and lower front panels.

The tone of Mason & Hamlin pianos is typically American—lush, singing, and powerful, not unlike the Steinway in basic character, but with an even more powerful bass and a clearer treble. The designers have done a good job of making a recognizable Mason & Hamlin sound that is consistent throughout the model line. The 5' 8" model A has a particularly powerful bass for a piano of its size. The treble, notably weak in prior versions, has been beefed up, but the bass is still the showpiece of the piano. The new 5' 4" model B also has a large-sounding bass for its size. The “growling” power of the Mason & Hamlin bass is most apparent in the 7' model BB. The 6' 4" model AA is a little better balanced between bass and treble, one reason why it is a favorite of mine.

The basic musical design of Mason & Hamlin pianos is very good, as is most of the workmanship. As with other American-made pianos, musical and cabinet detailing, such as factory voicing and regulation and plate and cabinet cosmetics, are reasonable but lag somewhat behind the company's European competitors in finesse. The company says it is standard procedure for final voicing and regulation to be finished off by thorough and competent dealer prep.

In recent years many companies have turned to China and other international sources for parts and materials, for several reasons: a domestic source is no longer available, to save money, to increase the security of supply, and, in some cases, to increase quality. Among makers of high-end pianos, Mason & Hamlin has been pioneering in this regard, though it is not the only company to do so. The company's worldwide sourcing of parts and materials, along with its investment in modernized equipment, has made the Mason & Hamlin a better instrument while keeping the piano's price at a reasonable level. It's a very good value among high-end instruments.

Warranty: 5 years, parts and labor, transferable to future owners within the warranty period.

### **PALATINO**

The Music Link  
P.O. Box 57100  
Hayward, California 94545  
888-552-5465  
[piano@palatinousa.com](mailto:piano@palatinousa.com)  
[www.palatinousa.com](http://www.palatinousa.com)

Pianos made by: AXL Musical Instrument Co., Ltd. Corp.,  
Shanghai, China

Although Palatino may be a relatively new name to the piano world, it is not a newcomer to the music business. For almost 20 years, parent company AXL has been manufacturing a full range of musical instruments under its own name and under a variety of other, recognizable brand names. The company has a highly automated factory, employing CNC routers from Japan and Germany, and importing high-quality materials and components for its pianos from around the world.

Palatino makes about 7,000 pianos annually in three categories: Classic, Professional, and Concert. The Classic series includes a 48½" vertical and a 5' grand; the Professional series, a 50" vertical and 5' 9" and 6' 2" grands; and the Concert series, featuring Renner actions and hammers, 5' 9" and 6' 2" grands. Features common to all Palatino pianos include a solid spruce soundboard, high-quality German-felt hammers, hard rock-maple bridges and pinblock, German Röslau strings, wet-sand-cast plate, Renner-style action, slow-close fallboard, solid brass hardware, and adjustable artist bench. In addition, Professional- and Concert-series pianos have soundboards of solid, AAA-grade Canadian white spruce, and German hammers (Renner hammers for the Concert series).

Based on personal observation and dealer reports, Palatino pianos appear to have good quality control and are prepared well at the factory before being shipped to dealers. Our own reviewer tested a couple of the grand models and found them to be very musical and a pleasure to play (see **review** in the Fall 2009 issue).

Warranty: 10 years, parts and labor, transferable to future owners within the warranty period. Benches and slow-close fallboard mechanisms are warranted for one year.

### **Parsons Music**

Parsons Music Corporation, headquartered in Hong Kong, was founded in 1986 by Terence and Arling Ng as a small music-lesson studio. Since then it has become China's largest music retailer, with more than 100 retail locations and 80 music schools throughout China and Hong Kong. In 1997, the company expanded into manufacturing pianos and other musical instruments, and is now the third largest piano maker in China.

At present, all of the pianos Parsons makes for sale in this part of the world are made for and distributed by other companies under those companies' own brand names. However, Parsons manufactures and sells, in China and Hong Kong, its own house brands, Yangtze River, Toyama, and Schönbrunn; manufactures the brand Barrate & Robinson, which it licenses the right to sell in China; has a strategic alliance with Kawai, in which Parsons distributes Kawai pianos in China, and manufactures select Kawai models for sale only in Parsons Music's stores in China; owns the German piano maker Wilh. Steinberg and manufactures some of its models in China; and owns and manufactures the Pianoforce electronic player-piano system. Parsons Music's commitment to piano manufacturing is also demonstrated by its ownership of an iron-plate foundry, a wood-processing facility, and even the forests in which the wood for its instruments is grown. In recent years, Parsons has become known within the piano-manufacturing community as the source of some of the best-made pianos from China.

### **PEARL RIVER**

including Ritmüller and Kayserburg

GW Distribution, LLC  
135 Fisher Road  
Mahwah, New Jersey 07430  
845-429-3712

[www.pearlriverusa.com](http://www.pearlriverusa.com)  
[www.ritmullerusa.com](http://www.ritmullerusa.com)  
[www.kayserburgusa.com](http://www.kayserburgusa.com)  
[info@pearlriverusa.com](mailto:info@pearlriverusa.com)

Pianos made by: Guangzhou Pearl River Piano Group Ltd.,  
Guangzhou, China

Established in 1956, Pearl River Piano Group has become the largest piano manufacturer in the world, with a production of over 125,000 pianos annually by more than 4,000 workers. The company builds pianos under the Pearl River, Ritmüller, and Kayserburg names, as

well as under a few other names for OEM contracts with distributors such as **Cristofori** (with Jordan Kitt's Music) and **Essex** (with Steinway). (See separate listings under those names.) Pearl River is the best-selling piano brand in China, and is exported to more than 100 countries. After a successful IPO in 2012, the formerly government-owned company completed construction of a new, state-of-the-art, 12-million-sq.-ft. factory, to which it will transition over the next five years. The factory combines traditional craftsmanship with advanced CNC digital machinery, and complies with European high-level technology and process standards.

In recent years, Pearl River has revised and streamlined its model line with the assistance of Lothar Thomma, a well-respected Swiss scale designer, and his colleague Stephen Mohler, who is now head of Pearl River's quality control. Many new models have been introduced, while older models have been reviewed and modified. Currently, Pearl River verticals begin with the 42½" console model UP108 in continental style (no legs), and the 43" console model UP110 in several traditional American furniture styles. They continue with a series of studio models, including the 45" model UP115M5 in a traditional institutional style (legs with toe blocks), and the 45" model UP115E in a school-friendly institutional style with special casters and a full-length music desk. Finally, there are the upright models, including the new 48" model EU122, designed by Lothar Thomma, and the 51½" model UP130TS concert upright.

Pearl River grands come in six sizes, from 4' 11" to 9', and have been redesigned by Thomma over the last two years to include features such as vertically laminated bridges with solid maple caps, lighter touchweights, German hammer felt, and new scale designs.

Pearl River also makes pianos under the Ritmüller name, a brand that originated in Germany in 1795. Prior to 2008, Pearl River's Ritmüller line used the same strung back (structural and acoustical components) as the Pearl River line, but with different cabinets. Lothar Thomma was engaged in 2007 to design, from the ground up, a line of higher-end pianos that would be distinct from the Pearl River line. These instruments were introduced in North America in 2009 under the Ritmüller name. In most other parts of the world, these pianos are branded Kayserburg.

Ritmüller pianos come in three classes: Premium, Performance, and Classic. The Premium models feature solid spruce soundboards, Renner hammers, hornbeam wood actions, and real ebony sharps, among other higher-quality features. Piano Buyer's reviewers have auditioned several of the new grand models and have been very impressed (see reviews in the **Fall 2009**, **Fall**

**2010**, and **Fall 2011** issues). The Performance models, introduced in 2014, are all designed by Lothar Thomma and feature unique scales, offset backposts, ebony sharps, high-quality hammers with German Wurzen felt, and a veneered and tapered all-spruce soundboard. The Classic series, introduced in 2011, is a line of lower-cost instruments currently comprising three vertical models. Also designed by Thomma, they feature a veneered and tapered all-spruce soundboard and German Rösiau strings.

In 2013, Pearl River brought to North America the upper-level Kayserburg Artists series. These instruments are handmade by two dozen of Pearl River's most experienced craftsmen, personally managed by Stephen Mohler in what can be described only as a small "German" piano workshop inside a large Chinese piano factory. The Kayserburg Artists craftsmen have all completed a rigorous training that includes studying the world's finest pianos and working side by side with visiting European craftsmen. The Kayserburg Artists pianos contain such high-end features as soundboards of tight-grained, solid European spruce, Renner hammers, Laoureux (French) damper felt, German Rösiau strings, vertically laminated maple bridges with rosewood cores and solid beech caps, German IvoryLeit natural keytops, and genuine ebony sharps.

Warranty: 10 years, parts and labor, to original purchaser.

### **PERZINA, GEBR.**

Piano Empire, Inc.  
3035 E. La Mesa Street  
Anaheim, California 92806  
800-576-3463  
714-408-4599  
[info@pianoempire.com](mailto:info@pianoempire.com)  
[www.perzinapianos.com](http://www.perzinapianos.com)

Pianos made by: Yantai-Perzina Piano Manufacturing Co., Ltd.,  
Yantai, Shandong Province, China

The Gebr. Perzina (Perzina Brothers) piano company was established in the German town of Schwerin in 1871, and was a prominent piano maker until World War I, after which its fortunes declined. In more recent times, the factory was moved to the nearby city of Lenzen and the company became known as Pianofabrik Lenzen GmbH. In the early 1990s the company was purchased by Music Brokers International B.V. in the Netherlands. Eventually it was decided that making pianos in Germany was not economically viable, so manufacturing was moved to Yantai, China, where both verticals and grands were

made for a number of years by the Yantai Longfeng Piano Co. under the Perzina name. In 2003 Music Brokers International established its own factory in Yantai, called Yantai-Perzina, where it now builds Perzina pianos. The Carl Ebel and Gerh. Steinberg brands made at this factory are no longer distributed in the U.S.

Perzina verticals have several interesting features rarely found in other pianos, including a “floating” soundboard that is unattached to the back at certain points for freer vibration, and a reverse, or concave soundboard crown. (There may be something to this; the Perzina verticals sound very good, their bass being particularly notable.) Soundboards are of solid Austrian white spruce. A premium series of verticals (model numbers ending in A) come with Renner AA or Abel Deluxe hammers.

A new line of Perzina grand pianos was introduced in 2011, designed and manufactured by Perzina in cooperation with a major European manufacturer. All contain solid Austrian white spruce soundboards, duplex scaling, and Renner AA or Abel hammers, among other high-quality components. A Perzina action is standard, with Detoa and Renner actions optionally available at additional cost. All models come with a slow-close fallboard, and most come with an adjustable artist bench. The distributor says that each grand is unpacked in the U.S., and inspected, polished, regulated, and voiced to the dealer’s specifications before being shipped to the dealer.

The company’s European headquarters says it ships many European materials to Yantai, including Degen copper-wound strings, Röslau strings, Delignit pinblocks, Renner hammers, English felts, European veneers, and Austrian white spruce soundboards. New machinery is from Germany, Japan, and Italy. According to the company, all the piano designs are the original German scales. The Renner actions used by Perzina are ordered complete from Germany, not assembled from parts.

Warranty: 10 years, parts and labor, to original purchaser.

## PETROF

Piano Royale Prague LLC  
P.O. Box 1130  
Richland, Washington 99352  
509-946-8078  
877-946-8078  
[www.petrof.com](http://www.petrof.com)

Pianos made by: Petrof, spol. s.r.o., Hradec Králové, Czech Republic

The Petrof piano factory was founded in 1864 by Antonin Petrof in Hradec Králové, an old, historic town 100 kilometers east of Prague, in the present Czech Republic. Five generations of the Petrof family owned and managed the business, during which time the company kept pace with technical developments and earned prizes for its pianos at international exhibitions. The Czechs have long been known for their vibrant musical-instrument industry, which also includes makers of brass, woodwind, and stringed instruments.

In 1947, when all businesses in the Czech Republic were nationalized by the state, the Petrof family was forced out of the business. In 1965 Petrof, along with other piano manufacturers, was forced to join Musicexport, the state-controlled import-export company for musical instruments. Since the fall of the Soviet Union and the liberation of Eastern Europe, the various factories that were part of Musicexport have been spun off as private businesses, including Petrof, which is once again owned and controlled by the Petrof family. Currently Petrof manufactures 5,000 vertical pianos and 900 grands annually.

Petrof recently introduced a series of six new grand piano models, named (in size order) Bora, Breeze, Storm, Pasat, Monsoon, and Mistral, from 5' 2" to 9' 2" in length. Most component parts are produced by Petrof or other Czech factories, including the hardware, plates, and cabinetry. Soundboards are of solid Bohemian spruce, grand rims are of laminated beech and birch, pinblocks are of compressed beech, plates are cast in wet sand, and hammers are from Renner or Abel. These pianos also boast several interesting features: The soundboard is custom-tapered and asymmetrically crowned for optimal resonance; the treble bridge is capped with genuine ebony for better transmission of treble tone; front and rear duplexes are tuned for tonal color; pianos are single-strung for tuning stability; an adjustable bolt has been added from the plate to the wooden cross block for additional tuning stability; and a decorative veneer has been added to the inner rim. The earlier series of Petrof grands with model numbers containing roman numerals will coexist with the new models as long as supplies last.

Actions in Petrof pianos are standard Detoa on the smaller verticals, Renner on the larger grands and larger verticals, and either Renner parts on a Petrof action frame or Petrof Original Actions made by Detoa on mid-size instruments.

Petrof has also invented and patented a version of its new grand action that uses tiny opposing magnets on the wippens and wippen rail. These magnets allow for the removal of the usual lead counterweights in the keys and, according to the company, significantly alter the action's dynamic properties. The new action also furthers the European Union's stated environmental goal of phasing out the use of lead in pianos. The action is adjusted in the factory for a standard touchweight and is serviced in exactly the same way as a standard action. The Magnetic Accelerated Action, as it is known, is a special-order option on the grands. Petrof also offers as an option the Magnetic Balanced Action, which allows the player to quickly and easily change the touchweight in the range of  $\pm 4$ –5 grams simply by turning a knob.

Petrofs are known for their warm, rich, singing tone, full of color. The pianos are solidly built and workmanship is good. After careful preparation, the pianos can sound and feel quite beautiful and hold their own against other European brands. Wages in the Czech Republic have risen in recent years, and with it the price of Petrof pianos, but the company has placed a greater emphasis on quality control and enhanced features in the new models in order to meet the higher expectations that come with higher prices.

Note: For years, Weinbach pianos were made by the Petrof company and were virtually identical to Petrof brand pianos. The Weinbach name is no longer being used in North America.

Warranty: 10 years, parts and labor, to original purchaser, from the manufacturer.

## PRAMBERGER

See also [Samick](#).

Samick Music Corp. (SMC)  
1329 Gateway Drive  
Gallatin, Tennessee 37066  
615-206-0077

[info@smcmusic.com](mailto:info@smcmusic.com)  
[www.smcmusic.com](http://www.smcmusic.com)

Pianos made by: Samick Musical Instrument Mfg. Co. Ltd.,  
Bogor, West Java, Indonesia

The Pramberger name was used by Young Chang for its premium-level pianos under license from the late piano engineer Joseph Pramberger, who at one time was head

of manufacturing at Steinway & Sons. When Pramberger died, in 2003, his estate terminated its relationship with Young Chang and signed up with Samick. However, since Young Chang still holds the rights to its piano designs, Samick has designed new pianos to go with the name.

The J.P. Pramberger Platinum piano is a higher-end instrument, formerly made in Korea, and now made in Indonesia under Korean supervision using the CNC equipment acquired by Samick during its partnership with Bechstein. It is then shipped to the U.S. for inspection, tuning, regulating, and voicing before being shipped to dealers. Several American technicians who had known and worked with Joe Pramberger went to Korea at Samick's request to design this piano. Benefiting by work previously done by Bechstein engineers at the Samick factory, they began with a modified Bechstein scale, then added several features found on current or older Steinways, such as an all-maple (or beech) rim, an asymmetrically tapered white spruce soundboard, vertically laminated and tunneled maple and mahogany bridges with maple cap, duplex scaling, a Renner/Pramberger action, and Renner or Abel hammers. One of the technicians told me that the group feels its design is an advancement of Pramberger's work that he would have approved of.

The Pramberger Signature (formerly known as J. Pramberger) is a more modestly priced instrument from Indonesia whose design is based on the former Korean-built Young Chang version. This line uses Samick's Pratt-Reed Premium action, Renner or Abel hammers, and a Bolduc (Canadian) solid spruce soundboard. The institutional verticals in this line have all-wood cabinet construction and agraffes in the bass section, and the decorator versions include Renner hammers and a slow-close fallboard.

The Pramberger Legacy, the newest addition to the Pramberger line, has a veneer-laminated "surface tension" soundboard, and provides a reasonably priced option for the budget-minded consumer. These models were formerly sold under the Remington label. (The Remington brand is no longer a regular part of the Pramberger lineup, but is available to dealers on special order.)

[Note: Samick's Pratt-Reed Premium action should not be confused with the Pratt-*Read* action used in many American-made pianos in the mid to late 20th century and eventually acquired by Baldwin. Samick says its Pratt-Reed action, designed by its research and development team and based on the German Renner action, is made in Korea.]

See [Samick](#) for more information.

Warranty: 10 years, parts and labor, transferable to future owners within the warranty period.

## RAVENSCROFT

Spreeman Piano Innovations, LLC  
7898 East Acoma Drive, Suite 105  
Scottsdale, Arizona 85260  
480-664-3702  
[info@RavenscroftPianos.com](mailto:info@RavenscroftPianos.com)  
[www.RavenscroftPianos.com](http://www.RavenscroftPianos.com)

Handcrafted in Scottsdale, Arizona by piano builder Michael Spreeman, the Ravenscroft piano entered the market for high-end performance pianos in 2006. Two models are available, the 7' 3" model 220 and the 9' model 275. The 220 made its debut in 2007 in the Manufacturers' Showcase of the 50th Annual Convention of the Piano Technicians Guild. A custom-built model 275 is currently the official piano at the Tempe Center for the Arts.

While the general trend in the industry seems to be toward outsourcing to less expensive suppliers, Spreeman says his concept is the exact opposite. Appealing to the niche market of high-end consumers, Spreeman's approach is more along the lines of the early European small-shop builders, with an emphasis on quality and exclusivity.

The case and iron frame of the Ravenscroft piano are constructed in Germany by Sauter to Ravenscroft specifications and shipped to the Arizona facility. The Renner action and Kluge keys of each piano are computer-designed to optimize performance. The rib scale, soundboard, bridges, and string scale are designed by Spreeman, who meticulously hand-builds each instrument with his three-person team.

Currently, only four to six pianos are produced yearly, with pricing beginning at \$230,000 for a model 220, and up to \$550,000 for a model 275 with "all the extras," including titanium string terminations, exotic veneers, intarsia, artwork, and inlays of precious stones. Most instruments are custom ordered and can take up to a year to complete.

**RITMÜLLER — See [Pearl River](#).**

**RÖNISCH — See [Blüthner](#).**

## SAMICK

including Kohler & Campbell.  
See separate listings for [Wm. Knabe](#), [Pramberger](#), and [Seiler](#).  
Samick Music Corp. (SMC)  
1329 Gateway Drive  
Gallatin, Tennessee 37066  
615-206-0077  
[info@smcmusic.com](mailto:info@smcmusic.com)  
[www.smcmusic.com](http://www.smcmusic.com)  
Pianos made by: Samick Musical Instrument Mfg. Co. Ltd.,  
Inchon, South Korea; and Bogor, West Java, Indonesia

Samick was founded by Hyo Ick Lee in 1958 as a Baldwin distributor in South Korea. Facing an immense challenge in an impoverished and war-torn country, in the early 1960s Lee began to build and sell a very limited quantity of vertical pianos using largely imported parts. As the economy improved, Lee expanded his operation, and in 1964 began exporting to other parts of the world, eventually becoming one of the world's largest piano manufacturers, now making most parts in-house. Over the next several decades, Samick expanded into manufacturing guitars and other instruments and opened factories in China and Indonesia, where it shifted much of its production as Korean wages rose. The Asian economic crisis of the late 1990s forced Samick into bankruptcy, but the company emerged from bankruptcy in 2002 and is now on a sound financial footing.

The company says that "Samick" means "three benefits" in Korean, symbolizing the wish that the activities of the company benefit not only the company itself, but also the customers and the Korean economy.

Samick Music Corporation (SMC), the North American sales and marketing arm of the Korean company, distributes Samick, Kohler & Campbell, Pramberger, Wm. Knabe, and Seiler pianos in North America (see separate listings for [Wm. Knabe](#), [Pramberger](#), and [Seiler](#)). Samick no longer distributes pianos under the Bernhard Steiner, Conover Cable, Hazelton Bros., Remington, and Sohmer & Co. names. SMC has a manufacturing, warehousing, and office facility in Tennessee, at which it uncrates, inspects, tunes, regulates, and voices its upper-level Wm. Knabe, J.P. Pramberger, and Kohler & Campbell Millennium-series pianos before shipping them to dealers. While Samick says it will continue to make some pianos in Korea, it is gradually moving most of its production to Indonesia.

Until just a few years ago, Samick primarily made pianos under the Samick and Kohler & Campbell brand names. (For historical information about the original Kohler & Campbell piano company, see *The Piano Book*.)

In the 1980s Klaus Fenner, a German piano designer, was hired to revise the Samick scale designs and make them more “European.” Most of the Samick and Kohler & Campbell pianos now being made are based on these designs.

Although in most respects the Samick and Kohler & Campbell pianos are similar in quality, so as not to compete with one another the grands are available in different sizes and have some different features. The two lines are primarily differentiated by the fact that Kohler & Campbell grands (except the smallest model) have solid spruce soundboards and individually hitched stringing (also known as single stringing), whereas the Samick grands have veneer-laminated soundboards and conventional loop stringing. A veneer-laminated soundboard (which Samick calls a “surface tension soundboard”) is essentially a solid spruce soundboard surrounded by two very thin veneers. Samick pioneered the use of this soundboard with Klaus Fenner’s technical advice in early 1980, and it is now used by others as well. Tonally, it behaves much more like a solid spruce soundboard than the old kind of laminated soundboard, which was essentially plywood. Like the old kind, however, it won’t crack or lose its crown. The solid spruce soundboard may have a slight tonal advantage, but the laminated one will last longer, so take your pick. Likewise, single stringing is more elegant to those who know pianos, but otherwise offers little or no advantage over loop stringing. The two brands’ vertical pianos are more alike: They have the same difference in soundboards as the grands, but are all loop-strung and come more or less in the same sizes.

Kohler & Campbell’s upper-level Millennium pianos have higher-quality features than the regular series, now called New Yorker. The Millennium grands have a maple rim, premium Canadian Bolduc tapered solid spruce soundboard, Renner action and hammers, and satin wood finishes available in lacquer semigloss. The verticals have Renner parts on a Samick-made Pratt-Reed hornbeam action rail, Bolduc solid spruce soundboard, Renner hammers, lacquer semigloss wood finishes, and a sostenuto pedal on the 52" model. All Samick and New Yorker-series Kohler & Campbell pianos are made in Indonesia for the U.S. market. Smaller Millennium verticals and grands are made in Indonesia, larger ones in Korea. However, all Millennium-series pianos are shipped to the U.S. for inspection and tone and action regulation before being shipped to dealers.

[Note: Samick’s Pratt-Reed Premium action should not be confused with the Pratt-*Read* action used in many American-made pianos in the mid to late 20th century and eventually acquired by Baldwin. Samick

says its Pratt-Reed action is made in Korea and designed after the German Renner action.]

In the Kohler & Campbell price list, KC models are Indonesian-made, New Yorker-series verticals; KM are Indonesian-made Millennium-series verticals; KMV are Korean-made Millennium-series verticals; KCG and KIG are Indonesian-made New Yorker-series grands; KCM are Indonesian-made Millennium-series grands; and KFM are Korean-made Millennium-series grands.

Quality control in Samick’s Korean and Indonesian factories has steadily improved, especially in the last few years, and the Indonesian product is said to be almost as good as the Korean. Many large-scale issues have been addressed and engineers are now working on smaller refinements. The company says that new CNC machinery installed in 2007 has revolutionized the consistency and accuracy of its manufacturing. Climate control in the tropically situated Indonesian factory, and issues of action geometry, are also among the areas that have recently seen improvement. Samick’s upper-level pianos—Kohler & Campbell Millennium series, J.P. Pramberger, and Wm. Knabe—have met with a very positive response from technicians as to their musical design and performance, exceeding comparably priced pianos from Japan in those regards. Workmanship is good, although still not quite as consistent as in the Japanese pianos. Many of Samick’s Indonesian pianos are priced similarly to low-cost pianos from China, and technicians often report finding the Samicks to be more consistent than some of the Chinese. With dealer prep, Samick-made pianos are a good value for most typical uses.

[Note: Samick-made pianos have an odd system of serial numbers consisting of a series of letters and numbers. The system appears to vary from factory to factory. Please contact SMC for information on the date of manufacture of a Samick-made piano.]

Warranty: 10 years, parts and labor, transferable to future owners within the warranty period.

## SAUTER

Sauter USA  
P.O. Box 1130  
Richland, Washington 99354  
509-946-8078  
877-946-8078  
+49-7424-94820 (factory)  
[info@sauteramerica.com](mailto:info@sauteramerica.com)  
[info@sauter-pianos.de](mailto:info@sauter-pianos.de)  
[www.sauter-pianos.de](http://www.sauter-pianos.de)  
[www.sauterforum.com](http://www.sauterforum.com)

Pianos made by: Carl Sauter Pianofortemanufaktur GmbH & Co. KG, Max-Planck-Strasse 20, 78549 Spaichingen, Germany

The Sauter piano firm was founded in 1819 by Johann Grimm, stepfather to Carl Sauter I, and has been owned and managed by members of the Sauter family for six generations, currently by Ulrich Sauter. The factory produces about 800 vertical pianos and 120 grand pianos a year in its factory in the extreme south of Germany, at the foot of the Alps. Structural and acoustical parts are made of high-quality woods, including solid Bavarian spruce soundboards and beech pinblocks. Actions are made by Renner, and Sauter makes its own keys. The keybed is reinforced with steel to prevent warping, and all pianos are fully tropicalized for humid climates. The larger verticals use an action, designed and patented by Sauter, that contains an auxiliary jack spring to aid in faster repetition. Sauter calls this the R2 Double Escapement action. (Although the term *double escapement* does not apply here as it has historically been used, the mechanism has some of the same effects.)

Sauter pianos are especially known for the variety of finishes and styles in which they are available, many with intricate detail and inlay work. It is common to find such rare woods as yew, burl walnut, pyramid mahogany, and genuine ebony in the cabinets of Sauter pianos, as well as special engravings, which can be customized to any customer's desires. Sauter's M Line of vertical pianos features exclusive cabinet detailing and built-in features such as a hygrometer to measure relative humidity. New Masterline institutional uprights, sold directly to institutions and not through dealers, include protective sidebars, industrial-grade casters, and locking mechanisms. Amadeus is a special-edition 6' 1" grand honoring the 250th anniversary of Mozart's birth, with styling reminiscent of that in Mozart's time. The natural keytops are of polished bone, the sharps of rosewood with ebony caps. Only 36 are to be made, one for each year of Mozart's life.

The company also has introduced versions of its 48" upright and 6' 11" and 7' 6" grands with cabinets

designed by the famous European designer Peter Maly. Some recent designs include the 48" upright Vitrea, after the Latin word for glass, with a veneer of greenish glass covering the front of the cabinet; and Ambiente, a 7' 6" grand that is asymmetrically curved on both the bass and treble sides. In the recent past, Sauter has won several prestigious design awards for its Peter Maly-designed pianos.

A couple of extremely unusual models bear mentioning. The 7' 3" model 220 has colored lines painted on the soundboard and white inlays on the tops of the dampers as guides for musicians performing music for "prepared piano," ultramodern music requiring the insertion of foreign objects between the strings, or the plucking or striking of strings directly by the performer. The 1/16-tone microtonal piano is an upright with 97 keys that has a total pitch range, from its lowest to its highest note, of only one octave, the pitch difference from key to key being only 1/16 of a tone (1/8 of a semitone). You can read more about these strange instruments in *The Piano Book*.

Sauter pianos are high-quality instruments with a lush, full, singing tone, closer to an "American" sound than most other European pianos.

Warranty: 5 years, parts and labor, to original purchaser.

## SCHILLER — See **Irmler**.

## SCHIMMEL

including Vogel, May Berlin, Wilhelm Schimmel

Schimmel Piano Corporation  
329 North New Street  
Lititz, Pennsylvania 17543  
800-426-3205  
[schimmel@ptd.net](mailto:schimmel@ptd.net)  
[www.schimmel-piano.de](http://www.schimmel-piano.de)

Pianos made by: Wilhelm Schimmel Pianofortefabrik GmbH, Braunschweig, Germany (Schimmel) and Kalisz, Poland (Vogel and Wilhelm Schimmel); unspecified factory in China (May Berlin)

Wilhelm Schimmel began making pianos in Leipzig in 1885, and his company enjoyed steady growth through the late 19th and early 20th centuries. The two World Wars and the Depression disrupted production several times, but the company has gradually rebuilt itself over the past 60 years with a strong reputation for quality. Today, Schimmel is managed by Hannes Schimmel-Vogel, the husband of Viola Schimmel. Schimmel makes about 2,500 verticals and 500 grands per year and is one of Europe's most prolific piano makers.



Among European piano manufacturers, Schimmel has been a pioneer in the use of computer-aided design and manufacturing. The company has used its Computer Assisted Piano Engineering (CAPE) software to research, design, and implement virtually every aspect of making a piano, from keyboard layout and action geometry to soundboard acoustics and scale design. According to Schimmel, the combination of CNC machinery and handcraftsmanship leads to better results than handwork alone. Schimmel also believes that precision is aided by controlling as much of the production process as possible. For that reason, Schimmel produces its own piano-cabinet components and its own keyboards, which it also supplies to other German piano makers.

For a number of years, Schimmel has organized its model lineup into two principal categories: Schimmel Konzert (model names beginning with K) and Schimmel Classic (model names beginning with C). The Konzert series consists of some of the more recently designed and larger vertical models, and six grand models. The company says that the purpose of the Konzert series is to expand the Schimmel line upward to a higher level of quality than it had previously attained. The Classic series consists of the rest of the verticals, the 6' model 182 grand, and the 6' 10" model 208 grand. This series represents models that have been tested over time and are solid, traditional, high-quality instruments, but without all the latest refinements.

The Konzert series uprights—48" model K122, 49" model K125, and 52" model K132—are based on a more sophisticated philosophy of construction than the Classics. These models also incorporate triplex scaling and other advanced design features. Schimmel's philosophy for these uprights was to design them to be as much like the grands as possible. The treble scales, in fact, are exactly the same as in the Konzert grands. All uprights have adjustable gliders (to adjust to unevenness in the floor) and come with a matching adjustable bench.

In all Konzert grand models, the case sides are angled slightly to obtain a larger soundboard, and all have tunable front and rear duplex ("triplex") scales for greater tonal color, real ebony sharps, and mineral white keytops to mimic the feel of ivory, among other advanced features. The largest grands have reinforced keys for optimal energy transmission.

In 2013, Schimmel announced a major change to its model lineup: An updated, more upscale Konzert series of grand pianos. Notable changes include the use of the model 280's concert-grand action in all Konzert grand sizes, requiring a redesign of each model; selection of improved soundboard and bridge materials;

and more time spent voicing the instruments at the factory. Schimmel will continue to produce the previous Konzert grand models entirely in Germany, under the Classic name. Other lines just released to dealers include Schimmel International (built in Germany, with parts sourced internationally) and Wilhelm Schimmel (to be assembled in the company's factory in Kalisz, Poland). These last two lines represent new production concepts and will serve as replacements for the older Classic instruments and the Vogel brand.

Schimmel grand pianos have historically had a tone that was very bright and clear, but a bit thin and lacking in color in the treble. The grands were redesigned, in part, to add color to the tone, and the result is definitely more interesting than before. Sustain is also very good. The pianos are being delivered to U.S. dealers voiced less bright than previously, as this is what the American ear tends to prefer. As for the verticals, the smaller models tend to have a very big bass for their size, with a tone that emphasizes the fundamental, giving the bass a warmer character. The 52" model K132, which features a grand-shaped soundboard, has a very big sound; listening to it, one might think one was in the presence of a grand.

In 2002, Schimmel acquired the PianoEurope factory in Kalisz, Poland, a piano restoration and manufacturing facility. Schimmel at first used this factory to manufacture its Vogel brand, a moderately priced line named after the company's president. This line has now been replaced by the Wilhelm Schimmel brand. Schimmel says that although the skill level of the employees is high, lower wages and other lower costs result in a piano approximately 30 percent less costly than the Schimmel. Wilhelm Schimmel grand pianos feature full Renner actions, with other parts mainly made by Schimmel in Braunschweig, or by the Kalisz factory. The Wilhelm Schimmel pianos, though designed by Schimmel, don't have all the refinements and advanced features of the latest Schimmel models. Nevertheless, under the Vogel name, which can still be found in dealer inventories, they have received praise from many quarters for their high-quality workmanship and sound.

Until 2012, Schimmel imported an entry-level series of pianos from China under the name May Berlin. The pianos were made by an unspecified supplier. The company says it sent soundboard wood and hammer felt for grand pianos to the supplier's factory. When completed, the pianos were inspected in the factory by a top Schimmel technician.

Warranty: Schimmel, Vogel, Wilhelm Schimmel, May Berlin—10 years, parts and labor, to original purchaser.

## SCHULZE POLLMANN

North American Music Inc.  
11 Holt Drive  
Stony Point, New York 10980  
845-429-0106  
[www.schulzepollmann.com](http://www.schulzepollmann.com)  
[www.namusic.com](http://www.namusic.com)

Pianos made by: Schulze Pollmann s.r.l., Borgo Maggiore, San Marino

Schulze Pollmann was formed in 1928 by the merger of two German piano builders who had moved to Italy. Paul Pollmann had worked first with Ibach, then with Steinway & Sons (Hamburg), before opening his own piano factory in Germany. He later moved to Italy, where he met Albert Schulze, another relocated German piano builder. Pollmann managed the combined firms until 1942, and was followed by his son Hans, who had managed the piano maker Schimmel before returning to his father's firm. Recently, the company relocated a short distance to San Marino, a tiny city-state entirely surrounded by Italy.

Schulze Pollmann offers three series of piano: Masterpiece, Studio, and Studio Upgrade. The Masterpiece Series pianos, made entirely in Italy and San Marino, contain Delignit pinblocks and Renner actions and hammers from Germany, and Ciresa solid red spruce soundboards from the Val di Fiemme, in Italy. The company uses both sophisticated technology and handwork in its manufacturing. The verticals have a one-piece wooden frame of multi-laminated beech, and use agraffes. All soundboards have finger-jointed construction to optimize stability and prevent cracking. Many of the cabinets have beautiful designs and inlays. The Studio and Studio Upgrade series are partially made in Asia and finished off (including, for the Studio Upgrades, deluxe cabinet work) in San Marino.

The uprights are well built and have a warm, colorful sound with a good amount of sustain. The treble is not nearly as brittle sounding as in some other European uprights. Schulze Pollmann grands are likewise very nicely crafted and arrive at the dealer in good condition, needing only solid preparation to sound their best.

In 2005, Italian auto manufacturer Ferrari Motor Car selected Schulze Pollmann as a partner in the launch of its new Ferrari 612 Scaglietti series of automobiles. For the occasion, Schulze Pollmann crafted a limited-edition version of its 6' 7" model 197/G5 grand piano, still available, with a case that sports Ferrari's racing red and a cast-iron plate in Ferrari gray carbon, the same color as the Scaglietti's engine. The car and the piano have been exhibited together in cities around the world.

Warranty: 10 years, parts and labor.

## Schumann— See **Welkin Sound**.

## SEILER

including Johannes Seiler  
Samick Music Corp. (SMC)  
1329 Gateway Drive  
Gallatin, Tennessee 37066  
800-592-9393  
615-206-0077  
[info@smcmusic.com](mailto:info@smcmusic.com)  
[www.seilerpianousa.com](http://www.seilerpianousa.com)

Pianos made by: Ed. Seiler Pianofortefabrik, Kitzingen, Germany; with Samick Musical Instrument Mfg. Co. Ltd., Bogor, West Java, Indonesia

Eduard Seiler, the company's founder, began making pianos in 1849, in Liegnitz, Silesia, then part of Prussia. By 1923 the company had grown to over 435 employees, was producing up to 3,000 pianos per year, and was the largest piano manufacturer in Eastern Europe. In 1945 and after World War II, when Liegnitz (now Legnica) became part of Poland, the plant was nationalized by the Polish Communist government, and the Seiler family left their native homeland with millions of other refugees. In 1954, Steffan Seiler reestablished the company in Copenhagen under the fourth generation of family ownership, and began making pianos again. In 1962 he moved the company to Kitzingen, in Bavaria, Germany, where it resides today. Steffan Seiler died in 1999; the company was managed by his widow, Ursula, until its sale to Samick in 2008. Seiler now produces about 1,000 pianos annually. Samick continues Seiler's tradition of making high-quality pianos, while diversifying the product lineup to suit a wider range of buyers.

Seiler uses a combination of traditional methods and modern technology. The scale designs are of relatively high tension, producing a balanced tone that is quite consistent from one Seiler piano to the next. Although brilliant, the tone also sings well, due to, the company says, a unique, patented soundboard feature called the Membrator system, used in Seiler's SE and ED lines: The perimeter of the soundboard is sculpted to be thicker and heavier in mass than the central portion of the board, forming an internal frame within the soundboard itself. The lighter, inner area becomes the vibrating membrane—a diaphragm on its own—unimpeded by the larger soundboard's attachment to the inner rim. Seiler says that its use of the Membrator system, as well as effective rib positioning, improves the soundboard's efficiency in radiating sound. It's easy to

identify the Membrator by the tapered groove around the perimeter of the board.

The grands have wide tails, for greater soundboard area and string length. The German Seiler pianos feature Bavarian spruce soundboards, multi-laminated Delignit pinblocks, quartersawn beech bridges, full Renner actions, and slow-close fallboards. A few years ago, the grands were redesigned with a duplex scale for greater treble tonal color, and with longer keys and a lighter touch. Musically, these redesigns were very successful; they retained the typical Seiler clarity, but had longer sustain and a more even-feeling touch.

In 2010, Samick expanded the Seiler line to cover three price points. The top-level, SE-series instruments continue to be handcrafted at the Seiler factory in Kitzingen, Germany, just as they have been for many years. These come in two styles, Classic and Trend. The construction and specifications of the two styles are the same, but the Trends look a bit more modern, and sport a silver-colored plate and chrome hardware, whereas the Classics have the traditional gold- or bronze-colored plate and brass hardware. Both are available in dozens of special furniture styles with beautiful, exotic woods and inlays.

The mid-level Seiler pianos, the ED models, are also known as the Eduard Seiler line. The pianos are manufactured entirely at Samick's Indonesian factory, using German CNC machinery, to the exact scales and specifications of the hand-built German models. The actions include Renner wippen assemblies and an action rail of Delignit or hornbeam, with keys made by Samick.

Still found in some dealer inventories, the recently discontinued ES models use the same strung backs and cabinets as the ED series. These components were then shipped to Kitzingen, where assembly was completed, full Renner actions and German hammers installed, and the final musical finishing of the instruments performed.

In July 2013, the new Johannes Seiler line was introduced. Though it features cabinetry as beautiful as that of its more expensive brethren, this lower-cost line has its own scale design not shared by other Samick-owned brands, and is produced entirely in the company's Indonesian facility, using Samick's premium action and hammers from Abel. These three grand and three vertical models can be identified by the "Johannes Seiler" label on the fallboard.

At both the German and Indonesian factories, strung backs are inspected and cabinet parts carefully fitted to ensure that all specifications have been met to precise tolerances. Soundboard mass distribution

and rib positioning are under strict quality control, to achieve consistency in the soundboard's acoustical properties. Pre-stretching of the strings is done several times, followed by multiple tunings, to ensure maximum stability. Hammer alignment, voicing, and key weighting and balancing are all carefully performed by experienced Seiler technicians, both at the factory and at the company's Tennessee distribution facility, before shipment to dealers.

Seiler's 52" upright is available by special order with the optional Super Magnet Repetition (SMR) action, a patented feature that uses magnets to increase repetition speed. During play, tiny magnets attached to certain action parts of each note repel each other, forcing the parts to return to their rest position faster, ready for the next keystroke.

Warranty: 10 years, parts and labor, to original purchaser.

## Sejung — See **Welkin Sound**.

### SOHMER

Persis International, Inc.  
2647 N. Western Ave. #8030  
Chicago, Illinois 60647  
773-342-4212  
[www.sohmerpianos.com](http://www.sohmerpianos.com)

Founded by German immigrant Hugo Sohmer in 1872, Sohmer & Co. was owned and managed by the Sohmer family in New York City for 110 years. Having no descendants to take over the business, the founder's grandsons sold the company in 1982. As the company changed hands several times over the following decade, limited production of Sohmer pianos took place in Connecticut and Pennsylvania, finally ceasing in 1994 (see the Sohmer entry in *The Piano Book* for a more detailed recent history).

Pianos are once again being made under this venerable name, once considered among the finest of American-built instruments. Sohmer pianos from Persis International are manufactured by Royale, a Korean firm descended from a former joint venture between the German manufacturer Ibach and the Korean manufacturer Daewoo, neither of which any longer makes pianos. During the German-Korean joint venture, the string scales, bridges, soundboards, rib dimensions, actions, keys, and hammers were redesigned by Ibach to German standards. Models include a 50" vertical and 5' 3", 5' 10", and 7' 2" grands. The pianos have high-quality European components, such as Renner actions,

Abel hammers, Delignit pinblocks, Röslau strings, and Ciresa solid spruce soundboards.

In the past, there was a legal dispute over the ownership of the Sohmer trademark, and for a short time, Sohmer-branded pianos were distributed by both Persis International and Samick Music Corporation (SMC). That dispute was settled in favor of Persis, and SMC stopped selling Sohmer pianos in 2010, relinquishing all rights to the Sohmer brand. (Note: Persis's pianos are labeled "Sohmer," and SMC's were labeled "Sohmer & Co.")

Warranty: 10 years, parts and labor, to original purchaser.

## STECK, GEO. — See **Welkin Sound**.

### STEINBERG, WILH.

Unique Pianos  
Brian Gatchell  
25 South Wickham Rd.  
Melbourne, Florida 32904  
888-725-6633  
321-725-5690  
[brianatlantic@bellsouth.net](mailto:brianatlantic@bellsouth.net)  
[www.Wilh-Steinberg.com](http://www.Wilh-Steinberg.com)

Pianos made by: Thüringer Pianoforte GmbH, Eisenberg, Germany

This company, formerly known as Wilh. Steinberg Pianofortefabrik, was formed after the reunification of Germany by the merger of several East German piano companies that collectively trace their origins back to 1877. In addition to its own pianos, Steinberg makes several other European piano brands under OEM agreements. The company also specializes in custom cabinets and finishes. Piano production is about 700 verticals and 50 grands per year.

In 2009, Steinberg introduced a new marketing concept that involves selling pianos at three levels of quality. The first level, IQ, is the traditionally crafted piano that the company has made entirely in Germany for many years. These high-quality instruments have beech rims with spruce bracing (grands), solid Bavarian spruce soundboards, maple bridges with maple caps, Renner actions and hammers, and Kluge keys. The second level, AC (Advanced Craftsmanship), uses some nonacoustical components manufactured in China, but the instruments are assembled, regulated, and voiced in Germany. The third level, P (Premium), consists of instruments entirely made in China, with only final preparation done in Germany. This level is not currently being imported into the U.S.

New in 2013 is the 5' 5" model AC 165, with a Phoenix System bass bridge using bridge agraffes, which, the manufacturer says, provides much greater resonance in the bass (see "Steingraeber Phoenix System Pianos" for more information about the Phoenix System).

In late 2013, Steinberg was sold to Parsons Music Company, a Chinese piano manufacturer. There are no changes in piano production at Eisenberg, but several new sizes of grand are being designed for future production.

Warranty: 5 years, parts and labor, to original purchaser.

### STEINGRAEBER & SÖHNE

Steingraeber & Söhne  
Steingraeberpassage 1  
95444 Bayreuth, Germany  
+49-921-64049  
+49-921-58272 (fax)  
[steingraeber@steingraeber.de](mailto:steingraeber@steingraeber.de)  
[www.steingraeber.de](http://www.steingraeber.de)

Bayreuth is famous the world over for its annual summer Wagner festival. But tucked away in the old part of town is a second center of Bayreuth musical excellence and one of the world's best-kept secrets: Steingraeber & Söhne. The company was founded in 1852 by Eduard Steingraeber, though its roots date back to the 1820s, when Eduard's father and uncle opened a workshop for square pianos and organs in the city of Neustadt. Eduard was an innovative piano designer, exhibiting his first full-size cast-iron frame at the world exhibition in Paris in 1867. From 1872 on, Steingraeber was associated with, and built pianos for, Franz Liszt and Richard Wagner, and in 1873 opened its first concert hall in Bayreuth.

Steingraeber has worked with furniture designers since 1904, when it collaborated with Bruno Paul on his Art Nouveau furniture for the St. Louis World's Fair. More recently, the company built a piano designed by Jørn Utzon, architect of the Sydney Opera House, with features reminiscent of that building. The Steingraeber engineering department offers consulting services on the technical development of pianos. This service was created in 1991, after reunification, to assist piano manufacturers of the former East Germany, and has designed and manufactured prototypes of new piano models for a number of European piano manufacturers. These designs are different from Steingraeber's own current models. In 2012, Steingraeber entered into a cooperative agreement with Pearl River, in China, to help that company design and manufacture a new line of premium pianos.

Steingraeber is one of the smaller piano manufacturers in the world, producing fewer than 80 grands and 60 verticals per year for the top end of the market. It is owned and operated by sixth-generation family member Udo Schmidt-Steingraeber, who still makes pianos using the traditional methods of his forebears at the company's present factory, which it has occupied since 1872.

Steingraeber makes three sizes of vertical piano: 48", 51", and 54". An interesting option on the vertical models is their "twist and change" panels: two-sided top and bottom panels, one side finished in polished ebony, the other in a two-toned combination of a wood veneer and ebony. The panels can be reversed as desired by the piano owner to match room décor, or just for a change of scenery.

The company also makes five sizes of grand piano: 5' 7", 6' 3", 7', 7' 7", and 8' 11". The 5' 7" model A-170 grand has an unusually wide tail, allowing for a larger soundboard area and longer bass strings than are customary for an instrument of its size. The 7' model C-212, known as the Chamber Concert Grand, and recently redesigned from the model 205, was intended to embody the tone quality of the Steingraeber Liszt grand piano of circa 1873, but with more volume in the bass register. The 8' 11" model E-272 concert grand was introduced in 2002 for Steingraeber's 150th anniversary. Unique features include a drilled capo bar for more sustain in the treble, unusually shaped rim bracing, and a smaller soundboard resonating area in the treble to better match string length. In 2007, Steingraeber introduced the 7' 7" D-232 concert grand to provide an additional smaller, concert-size instrument. Its design includes many of the innovations of the E-272. New in 2012 is the 6' 3" model B-192, which follows the design enhancements of the D-232 and C-212 in a size more comfortable for homes and smaller concert halls.

Steingraeber pianos have a unique sound, with an extensive tonal palette derived from a mixture of clarity and warmth.

Steingraeber is known for its many innovative technical improvements to the piano, one of which is a new action for uprights, available in all three vertical-piano models. This SFM action, as it is called, contains no jack spring, instead using magnets to return the jack more quickly under the hammer butt for faster repetition. Another innovation, introduced in 2013, is the optional sordino pedal, which inserts a thin strip of felt between hammers and strings. Popular in early 19th-century grand pianos, the purpose of this feature is not, as in most modern pianos, to damp the sound almost completely, but rather to create a distant, ethereal sound, and thus to expand the instrument's expressive

possibilities. On a Steingraeber piano, the sordino can either replace the sostenuto as the middle pedal or, be operated by a fourth pedal or a knee lever. Steingraeber also specializes in so-called ecological or biological finishes, available as an option on most models. This involves the use of only organic materials in the piano, such as natural paints and glues in the case, and white keytops made from cattle bone.

In addition to its regular line of pianos, Steingraeber makes a piano that can be used by physically handicapped players who lack the use of their legs for pedaling. A wireless (Bluetooth) pedal actuator is operated by biting on a special denture.

Warranty: 5 years, parts and labor, transferable to future owners within the warranty period.

### Steingraeber Phoenix System Pianos

Unique Pianos  
Brian Gatchell  
25 South Wickham Rd.  
Melbourne, Florida 32904  
888-725-6633  
321-725-5690

[brianatlantic@bellsouth.net](mailto:brianatlantic@bellsouth.net)  
[www.atlanticmusiccenter.com](http://www.atlanticmusiccenter.com)

Pianos made by: Steingraeber & Söhne, Bayreuth, Germany

Steingraeber's most innovative technical improvement is the Steingraeber Phoenix system, introduced in 2008. Phoenix, initially developed by U.K. engineer Richard Dains and further developed by Steingraeber and used under license, is a system of tonal transmission that includes a soundboard made of a sheet of carbon fiber, and bridge agraffes that hold the strings to the bridge without compressing the soundboard. With the soundboard free of compression, and given the low-density, low-mass nature of the carbon fiber and its resistance to absorbing energy, a great amount of sound energy is conserved—so much that pianos outfitted with this system sound in certain respects like much larger instruments, with both increased sustain and greater volume of sound. A side benefit of the carbon fiber soundboard is that it is resistant to humidity changes, so the piano needs tuning much less often.

The bridge agraffes are quite complex in construction and completely unlike the simple ones sometimes used, with mixed success, in unusual pianos of the past. They provide very efficient transmission of tonal energy from the string to the bridge, with little downward pressure on the soundboard. To minimize downbearing, the precise setting of downbearing is aided by vertical,

adjustable hitch pins. One challenge to the development of the Phoenix system has been the much greater production of higher harmonics once the impediments to sound transmission are removed. These harmonics are moderated by voicing.

All Phoenix-system pianos are equipped with a revolutionary new soft pedal that operates both an una corda (shift) mechanism, and a mechanism that allows for hammer blow-distance reduction, for different types of volume-reduction effects.

Steingraeber is now making the Phoenix system available by special order in each of its grand piano models. Both the carbon fiber soundboard (without the bridge agraffes), and the new soft pedal, are also available as options on regular Steingraeber models.

More information about the Phoenix system can be found at [www.hurstwoodfarmpianos.co.uk](http://www.hurstwoodfarmpianos.co.uk), as well as on the Steingraeber website.

## STEINWAY & SONS

Steinway & Sons  
One Steinway Place  
Long Island City, New York 11105  
718-721-2600  
800-366-1853  
[www.steinway.com](http://www.steinway.com)

Heinrich Engelhardt Steinweg, a cabinetmaker and piano maker from Seesen, Germany, emigrated with his family to the United States in 1850, and established Steinway & Sons in 1853. Within a relatively short time, the Steinways were granted patents that revolutionized the piano, and which were eventually adopted or imitated by other makers. Many of these patents concerned the quest for a stronger frame, a richer, more powerful sound, and a more sensitive action. By the 1880s, the Steinway piano was in most ways the modern piano we have today, and in the next generation the standards set by the founder were strictly adhered to. (The early history of Steinway & Sons is fascinating, and is intimately connected to the history of New York City and the piano industry in general. You can read a summary of it in *The Piano Book*; there are also several excellent books devoted to the subject.)

In the 1960s the fourth generation of Steinways found themselves without any heirs willing or able to take over the business, and without enough capital to finance much-needed equipment modernization; eventually, in 1972, they sold their company to CBS. CBS left the musical instrument business in 1985, selling Steinway to an investment group. In 1995 the company was sold again,

this time to Conn-Selmer, Inc., a major manufacturer of brass and woodwind instruments, and the combined company (called Steinway Musical Instruments, Inc.) was taken public on the New York Stock Exchange. In 2013, Paulson & Company, a private-equity firm led by Queens native John Paulson, purchased the public company and took it private once again. Paulson has said that he is committed to continuing the quality-first approach on which Steinway has built its reputation. Steinway also owns a branch factory in Hamburg, Germany, which serves the world market outside of the Americas, and two major suppliers: the Herman Kluge company, Europe's largest maker of piano keys; and the O.S. Kelly company, the only remaining piano plate foundry in the U.S.

Steinway makes two types of vertical piano in three sizes: a 45" model 4510 studio, a 46½" model 1098 studio, and a 52" model K-52 upright. Models 4510 and 1098 are technically identical, with differences only in the cabinets: the former is in a period style for home use, the latter in an institutional cabinet for school use or less furniture-conscious home use. In all three models, the middle pedal operates a sostenuto mechanism. All Steinway verticals use a solid spruce soundboard, have no particleboard, and in many other ways are similar in design, materials, and quality of workmanship to Steinway grands. Actions are made by Renner. Model K-52 in ebony, and model 1098 in ebony, mahogany, and walnut, come with an adjustable artist bench, the others with a regular bench.

Technicians have always liked the performance of Steinway verticals, but used to complain that the studio models in particular were among the most difficult pianos to tune and would unexpectedly jump out of tune. In recent years, Steinway has made small design changes to alleviate this problem. The pianos are now mechanically more normal to tune and are stable, but an excess of false beats (tonal irregularities) still make the pianos at times difficult to tune.

Steinway makes six sizes of grand piano, two of which are new within the last several years. All ebony, mahogany, and walnut grand models come with an adjustable artist bench, the others with a regular bench.

The 5' 1" model S is very good for a small grand, but has the usual limitations of any small piano and so is recommended only where space considerations are paramount. The 5' 7" model M is a full six inches longer, but costs little more than the S. Historically one of Steinway's more popular models, it is found in living rooms across the country. Its medium size makes the tone in certain areas slightly less than perfect, but it's an excellent home instrument.

The 5' 10½" model L has been replaced with the model O of the same size. Model O was first produced in 1902, but discontinued in 1924 in favor of the model L. Changes over time in both engineering and musical taste, as well as a desire to better synchronize the offerings of the New York factory with Hamburg (where the model O was never abandoned), seemed to dictate a return to the O. The main difference between the two models is in the shape of the tail—the L has a squared-off tail, the O a round tail—but this can also affect the soundboard and bridges and therefore the tone.

Reintroduction of the model O followed by one year the reintroduction of the legendary 6' 2" model A. First offered in 1878 and discontinued in New York in 1945, the model A revolutionized piano making by featuring, for the first time, the radial rim bracing and one-piece bent rim construction now used in all Steinway grands. Over the years the model A has gone through several makeovers, each of slightly different size and scaling. The version being reintroduced was made in New York from 1896 to 1914 and is the same size as the model A that has been made at the Hamburg factory for more than a century. Models O and A are suitable for larger living rooms, and for many school and teaching situations.

The 6' 10½" model B is the favorite of many piano technicians. It is the best choice for the serious pianist, recording or teaching studio, or small recital hall. Small design changes and other refinements to this model in recent years have brought a steady stream of accolades. The 8' 11¾" model D, the concert grand, is the flagship of the Steinway line and the piano of choice for the overwhelming majority of concert pianists. It's too large for most places other than the concert stage.

Steinway uses excellent materials and construction techniques in the manufacture of its grands. The rims, both inner and outer, are made in one continuous bend from layers of maple, and the beams are of solid spruce. The keybed is of quartersawn spruce planks freely mortised together, and the keys are of Bavarian spruce. The pinblock consists of seven laminations of maple with successive grain orientations of 45 and 90 degrees. The soundboard is of solid Sitka spruce, the bridges are vertically laminated of maple with a solid maple cap, and all models have duplex scaling.

It is well known that Steinway's principal competition comes from used and rebuilt Steinways, many of which come in exotic veneers or have elaborately carved or customized "art cases." The company has responded by expanding its product line to include modern-day versions of these collector's items. The Crown Jewel Collection consists of the regular models in natural

(non-ebonized) wood veneers, many of them exotic. They are finished in a semigloss that Steinway calls Satin Lustre. In addition to satin and semigloss finishes, all regular Steinway grands are also now available in polyester high-polish ebony, lacquer high-polish ebony, and polyester high-polish white.

Limited Edition models, issued at irregular intervals, are reproductions of turn-of-the-century designs, or pianos with artistic elements that make them unique. The newest Limited Edition model, honoring the 70th anniversary of the birth of John Lennon, is the Imagine Series, a white piano that incorporates artwork by Lennon, along with other design elements.

During the early 1900s, ownership of art-case Steinways became a symbol of wealth and culture. Steinway has resumed this tradition by regularly commissioning noted furniture designers to create new art-case designs, usually around a theme. For example, in 1999 Frank Pollaro designed an art case called Rhapsody to commemorate the 100th anniversary of the birth of George Gershwin. The piano featured a blue-dyed maple veneer adorned with more than 400 hand-cut mother-of-pearl stars and a gilded silver plate. Each year sees new art-case pianos from Steinway, and they are truly stunning.

As another way of capitalizing on the popularity of older Steinways, the company also operates at its factory the world's largest piano rebuilding facility for the restoration of older Steinways. *The Piano Book* contains a great deal of additional information on the purchase of older or restored Steinways. See also "Buying a Used or Restored Piano" in this publication.

The underlying excellence of the Steinway musical designs and the integrity of the construction process are the hallmarks of the Steinway piano. Steinway pianos at their best have the quintessential American piano sound: a powerful bass, a resonant midrange, and a singing treble with plenty of tonal color. Although other brands have some of these characteristics, it is perhaps the particular combination of harmonics that comprise the Steinway's tonal coloration that, more than anything else, distinguishes it from other brands and gives it its richness, depth, and power. The construction process creates a very durable and rigid framework that also contributes to the power of its sound.

Musical and cabinet detailing, such as factory voicing and regulation, and plate and cabinet cosmetics, are reasonable, but have traditionally lagged somewhat behind the company's European competitors in finesse. Over the last couple of years, however, the company has been making a determined effort to remedy this by paying close attention to many small details, and by

applying lessons learned from its European operations. Examples include: rounding the edges and corners of satin ebony models so they will better hold the finish and not prematurely wear through; more careful woodworking on the bottom of the piano, and applying a clear coat of lacquer to the bottom instead of painting it to cover imperfections; protecting the case and plate during stringing and other manufacturing operations so they don't have to be touched up, often imperfectly, later on; additional time spent playing-in pianos during manufacture in order to naturally harden the hammers so they don't need quite so much chemical hardening and voicing in the field; and other improvements too numerous to mention here. (See discussion and photo essay on this subject in the **Spring 2011 issue** of *Piano Buyer*.)

Steinway pianos require more preparation by the dealer than most pianos in their class, but, as mentioned above, the factory preparation has greatly improved, so the work required by the dealer is no longer excessive. Still, some dealers are more conscientious than others, and I occasionally hear of piano buyers who "can't find a good Steinway." How much of this is due to inherent weaknesses in some pianos, how much to lack of dealer preparation, and how much to customer bias or groundless complaining is hard to tell. I suspect it is a little of each. Piano technicians who work on these pianos do sometimes remark that some seem to have more potential than others. Many dealers do just enough regulating and voicing to make the instruments acceptable to the average customer, but reserve the highest level of work for those situations where a fussy customer for one of the larger models is trying to decide between a few particular instruments. Most customers for a Steinway will probably find one they like on the sales floor. However, if you are a discriminating buyer who has had trouble finding a Steinway that suits your preferences, I recommend letting the salesperson know, as precisely as you can, what you're looking for. Give the salesperson some time to have a few instruments prepared for you before making a decision. It may also help to tactfully let the salesperson know that you are aware that other options are available to you in the market for high-end pianos. By the way, customers seeking to purchase a model B or D Steinway who have not found the piano they are looking for at their local dealer can make arrangements with that dealer to visit the Steinway factory in New York, where a selection of the larger models is kept on hand for this purpose.

As mentioned earlier, Steinway owns a branch factory in Hamburg, Germany, established in 1880. The "fit and finish" (detailing) of the pianos at this factory is reputed to be better than at the one in New York, although pianists sometimes prefer the sound of the

New York Steinway. Traditionally, the Hamburg factory has operated somewhat autonomously, but more recently the company has been synchronizing the two plants through technical exchanges, model changes, jointly built models, and materials that are shipped from New York to Hamburg. It's possible to special-order a Hamburg Steinway through an American Steinway dealer; or an enterprising American customer could travel to Europe, buy one there, and have it shipped back home.

In 2008 Steinway underwent a change in management, the first in 23 years. For the first time, the company's top executives were recruited from its European operations rather than from America. It is speculated that this may have signaled a subtle change of direction with regard to quality issues, and may be one of the reasons that European quality standards are appearing to be more strictly applied to the American-made instruments.

Warranty: 5 years, parts and labor, to original purchaser.

### STORY & CLARK

Story & Clark Piano Co.

269 Quaker Drive

Seneca, Pennsylvania 16346

800-247-6557

814-676-6683

[www.qrsmusic.com](http://www.qrsmusic.com)

Owned by: QRS Music Technologies, Inc.

Pianos made by: various Asian manufacturers

Hampton Story began making pianos in 1857 and was joined by Melville Clark in 1884. The business settled in Grand Rapids, Michigan, in 1901, where it remained, under various owners, until about 1986. Around 1990, a new owner moved the company to its present location in Seneca, Pennsylvania. Over the years, pianos were manufactured under a number of different names, including, in recent years, Story & Clark, Hobart M. Cable, Hampton, and Classic. In 1993 QRS Piano Rolls, Inc., now QRS Music Technologies, Inc., purchased Story & Clark. (Ironically, QRS itself was founded in 1901 by Melville Clark, of the Story & Clark Piano Co. of old.) QRS, historically the nation's major source of music rolls for traditional player pianos, now manufactures an electronic player-piano system, called PNOmation, that can be retrofitted into any piano (see "**Buying an Electronic Player-Piano System**").

Story & Clark offers two series of vertical and grand pianos, which are made to its specifications by various Asian manufacturers. The Heritage Series is a popularly priced line of verticals and grands with



a Storytone II soundboard—Story & Clark's name for a veneer-laminated, all-spruce soundboard.

The Signature Series also comes in both vertical and grand models. These pianos feature premium Renner hammers, Röslau strings, maple and mahogany rims, solid brass hardware, Bolduc tapered soundboards of solid spruce, sand-cast plates, and advanced low-tension scales. The pianos have cabinet designs that offer lots of detail for the money and coordinate with major furniture trends. In spite of their beauty, the company says, these pianos are also appropriate for school and commercial applications.

In keeping with the tradition, begun by Hampton Story and Melville Clark, of integrating the latest technology into pianos, all Story & Clark grand pianos now come equipped with both the PNOmation II electronic player-piano system, and a package of SilentPNO features, including PNOscan™. Vertical pianos are equipped with only PNOscan. PNOscan is an optical sensor strip attached to the key frame directly under the keys. It senses the entire movement of each key so that it can precisely re-create every detail of an original performance, including the force, speed, and duration of each note played, without affecting the touch or response of the keyboard. The data captured by PNOscan is then transmitted through either a USB connection or MIDI output to a computer, general MIDI sound module, or other digital device. PNOscan and PNOmation are both HD MIDI ready. The addition of PNOscan to every Story & Clark acoustic piano gives customers the potential to have all the features of a digital piano. When combined with various accessories, PNOscan gives users the ability to learn, record, compose, practice in silence, and more. In addition, the ability of PNOscan to interface seamlessly with an iPad, tablet, or other computing device allows for their integration with the web-enabled PNOmation system recently introduced, with SilentPNO (a hybrid digital/acoustic piano), and with programs such as Music Minus One.

Beginning in 2013, the PNOmation II system factory-installed in Story & Clark grands will be fully concealed, with no solenoid-rail cover visible, requiring no cutting of the legs to fit the entire 88-note system, and allowing full use of the original pedals and trapwork.

Warranty: 15 years, parts, and 5 years, labor, to original purchaser.

**TAYLOR — See Brodmann.**

**VOSE & SONS — See Everett.**

## **WALTER, CHARLES R.**

Walter Piano Company, Inc.

25416 CR 6

Elkhart, Indiana 46514

574-266-0615

[www.walterpiano.com](http://www.walterpiano.com)

Charles Walter, an engineer, was head of Piano Design and Developmental Engineering at C.G. Conn in the 1960s, when Conn was doing important research in musical acoustics. In 1969 Walter bought the Janssen piano name from Conn, and continued to make Janssen pianos until 1981. In 1975 he brought out the Charles R. Walter line of consoles and studios, based on his continuing research in piano design. Walter began making grands in 1997.

The Walter Piano Company is fairly unique among U.S. piano manufacturers in that it is a family business, staffed by Charles and his wife, several of their grownup children, and various in-laws, in addition to unrelated production employees. The Walters say that each piano is inspected and signed by a member of their family before being shipped. Dealers and technicians report that doing business with the Walters is a pleasure in itself.

The Charles R. Walter line consists of 43" and 45" studio pianos in various decorator and institutional styles, and 5' 9" and 6' 4" grands. Note that both vertical models have full-size actions and therefore are studio pianos, not consoles, as I define those terms. In fact, they are identical pianos inside different cabinets. Walter calls the 43" model a console because of its furniture styling, but due to its larger action, it will outplay most real consoles on the market.

Although Mr. Walter is not oblivious to marketing concerns, his vertical piano bears the mark of being designed by an engineer who understands pianos and strives for quality. The pianos are built in a traditional manner, with heavy-duty, full-length spruce backposts; a solid spruce soundboard; and Delignit pinblock. Exceptionally long, thick keys that are individually lead-weighted provide a very even feel across the keyboard. The scale design is well thought out and the bass sounds good most of the way to the bottom. The cabinetry is substantial, contains no particleboard, and is beautifully finished. Some of the fancy consoles in particular, such as the Queen Anne models, are strikingly beautiful. The pianos are well prepared at the factory and so need minimal preparation by the dealer.

The vertical pianos now use Renner actions, but a Chinese-made action is available as a lower-cost option, reducing the price of the piano by about \$1,500. The Chinese parts are virtually indistinguishable from the

Renner parts, but they make the action feel just slightly lighter due to differing spring tensions.

The Walter 5' 9" and 6' 4" grands were designed by Del Fandrich, one of the nation's most respected piano-design engineers. Both models have high-quality features such as a maple rim, Renner action, Kluge keys, Delignit pinblock, tapered solid spruce soundboard, and Abel hammers (Ronsen hammers in the 5' 9" model). The 5' 9" grand also has a number of innovative features: A portion of the inner rim and soundboard at the bass end of the piano are separated from the rest of the rim and allowed to "float." Less restricted in its movement, the soundboard can reproduce the fundamental frequencies of the lower bass notes more as a larger piano does. A special extension of the tenor bridge creates a smoother transition from bass to treble. Eight plate nosebolts increase plate stability, helping to reduce energy loss to the plate and thus increase sustain. Inverted half-agraffes embedded in the capo bar maintain string alignment and reduce unwanted string noise. The Walter grands are competently built and play very well.

Warranty: 12 years, parts and labor, transferable to future owners within the warranty period.

**WEBER — See [Young Chang](#).**

**WEINBACH — See [Petrof](#).**

### **WELKIN SOUND**

including Falcone, Geo. Steck, Hobart M. Cable, Schumann

Welkin Sound  
1609 South Grove Avenue #103  
Ontario, California 91761  
909-484-7498  
866-473-5864

[estherk@welkinsound.com](mailto:estherk@welkinsound.com)  
[estherk@sejungusa.com](mailto:estherk@sejungusa.com)  
[www.welkinsound.com](http://www.welkinsound.com)

Pianos made by: Nanjing Moutrie Piano Company, Ltd., Nanjing, Jiangsu Province, China

From 2001 to 2012, the Falcone, Geo. Steck, and Hobart M. Cable brands were manufactured by the Korean-based company Sejung at its factory in Qingdao, China. In 2012, this factory was acquired by Parsons Music, and manufacture of these brand names was terminated. Beginning in the summer of 2013, these brands are being made for the North American market by Nanjing Moutrie Piano Company, in Nanjing, Jiangsu Province,

China. Nanjing Moutrie's Schumann brand is also being imported here.

Nanjing Moutrie was established in 1991, and sells the Moutrie and Schumann brands, among others, internationally. The company uses modern CNC machinery to manufacture more than 10,000 pianos per year. The eight vertical sizes and four grand sizes available in the U.S. market use laminated Tibetan spruce soundboards, German strings and pinblocks, agraffes, bubinga inner rims on the grands, and slow-close fallboards, among other modern and advanced features.

**WENDL & LUNG — See [Feurich](#).**

### **WYMAN**

Wyman Piano Company  
P.O. Box 506  
Colusa, California 95932  
513-543-0909  
206-350-7912 (fax)  
[info@wymanpiano.com](mailto:info@wymanpiano.com)  
[www.wymanpiano.com](http://www.wymanpiano.com)

Pianos made by: Beijing Hsinghai Piano Group, Ltd., Beijing, China

Wyman Piano Company was created by experienced former Baldwin executives with more than 60 years of combined piano industry experience. Although a relatively new company, Wyman distribution has grown to include the U.K., Germany, and Japan, as well as the U.S.

The regular Wyman line consists of six vertical piano sizes and four grand models in a variety of cabinet styles and finishes. All are based on German scale designs and are manufactured in China by the Beijing Hsinghai Piano Group (see [Beijing Hsinghai](#)) at that company's new 1.2-million-square-foot factory.

Wyman offers the model CD2 player-piano system by Pianoforce, a new entrant in the field of player-piano systems (see [Pianoforce](#) in the [article on electronic player-piano systems](#)). The optional CD system features a unique stamped rail designed specifically for these pianos that, according to the company, allows a much lower profile than other player systems that use universal rails to fit any piano. These are installed at the Beijing factory.

Wyman says that its executives make frequent trips to the factory in Beijing to monitor manufacturing and inspect finished instruments.

Warranty: 10 years, parts and labor, transferable to future owners within the warranty period. Lifetime warranty on the soundboard.

## **YAMAHA**

including Cable-Nelson. See separate listing for **Disklavier** in “[Buying an Electronic Player-Piano System.](#)”

Yamaha Corporation of America  
P.O. Box 6600  
Buena Park, California 90622  
714-522-9011  
800-854-1569

[infostation@yamaha.com](mailto:infostation@yamaha.com)  
[www.yamaha.com](http://www.yamaha.com)

Pianos made by: Yamaha Corporation, Hamamatsu, Japan  
and other locations (see text)

Torakusu Yamaha, a watchmaker, developed Japan’s first reed organ, and founded Yamaha Reed Organ Manufacturing in 1887. In 1899, Yamaha visited the U.S. to learn how to build pianos. Within a couple of years he began making grand and vertical pianos under the name Nippon Gakki, Ltd. Beginning in the 1930s, Yamaha expanded its operations, first into other musical instruments, then into other products and services, such as sporting goods and furniture, and finally internationally.

Export of pianos to the U.S. began in earnest about 1960. In 1973, Yamaha acquired the Everett Piano Co., in South Haven, Michigan, and made both Yamaha and Everett pianos there until 1986. In that year, the company moved its piano manufacturing to a plant in Thomaston, Georgia, where it made Yamaha consoles, studios, and some grands until 2007, when a depressed piano market and foreign competition forced it to close its doors. Since then, the company has introduced new models, made in other Yamaha factories, to replace those formerly made in Thomaston.

Yamaha is probably the most international of the piano manufacturers. In addition to its factories in Japan, Yamaha has plants in Mexico, China, and Indonesia. Yamaha pianos sold in the U.S. are made in Japan, China, and Indonesia. In 2009, Yamaha closed its factories in England (with Kemble) and Taiwan. Models formerly made in those factories are now being produced in Yamaha’s other Asian plants. Yamaha also owns the renowned Austrian piano maker, Bösendorfer.

Yamaha’s console line consists of the 43" model b1, in continental style, with a laminated soundboard; and the 44" models M460 and M560 in furniture style (free-standing legs), representing two levels of cabinet sophistication and price. All are internally similar (except for the soundboard) and have a compressed action typical

of a console, which means that the action will not be quite as responsive as in larger models.

The studio line consists of the popular 45" model P22 in institutional style (legs with toe blocks) with school-friendly cabinet; the furniture-style version P660; and the 45" model b2, with a less-expensive institutional-style cabinet. The b2 replaces the Chinese-made model T118. All studio models are internally similar, with a full-size action. All Yamaha verticals under 48" tall are now made in the company’s Indonesian factory, which has been making pianos for more than 30 years and, according to Yamaha, adheres to the same quality standards as its Japanese plant.

The uprights are the very popular 48" model U1; the 48" model b3, which is made in Indonesia, has the same scale design as the U1, and replaces the Chinese-made model T121SC; and the 52" model U3. The U3 joins the YUS5 (see below) in having a “floating” soundboard—the soundboard is not completely attached to the back at the top, allowing it to vibrate a little more freely to enhance the tonal performance. A new Super U series of uprights (YUS1, YUS3, and YUS5) have different hammers and get additional tuning and voicing at the factory, including voicing by machine to create a more consistent, more mellow tone. The YUS5 has German Röslau music wire instead of Yamaha wire, also for a mellower tone. This top-of-the-line 52" upright also has agraffes, duplex scaling, and a sostenuto pedal (all other Yamaha verticals have a practice/mute pedal). The U- and YU-series uprights are all made in Japan and come with soft-close fallboards.

Yamaha verticals are very well made for mass-produced pianos. The taller uprights in particular are considered a “dream” to service by technicians, and are very much enjoyed by musicians. Sometimes the pianos can sound quite bright, though much less so now than in previous years. The current version of the model P22 school studio is said to have been redesigned to sound less bright and to have a broader spectrum of tonal color. Double-striking of the hammer in the low tenor on a soft or incomplete keystroke is a problem occasionally mentioned in regard to Yamaha verticals by those who play with an especially soft touch. This tendency is a characteristic of the action design, the trade-off being better-than-normal repetition for a vertical piano. If necessary, it’s possible that a technician can lessen this problem with careful adjustment, but at the risk of sacrificing some speed of repetition.

Yamaha grands come in several levels of sophistication and size. The Classic Collection consists of the 5' model GB1K, the 5' 3" model GC1M, and the 5' 8" model GC2. The GB1K has simplified case construction

and cabinetry, no duplex scale, and the middle pedal operates a bass-sustain mechanism. It does have a soft-close fallboard. It is currently the only Yamaha grand sold in the U.S. that is made in Indonesia. The GC1M and GC2 have regular case construction, duplex scale, soft-close fallboard, and sostenuto pedal.

The Conservatory Classic and Conservatory Concert Collections of C-series grands were replaced in 2012 with the CX series, consisting of the 5' 3" model C1X, the 5' 8" model C2X, the 6' 1" model C3X, the 6' 7" model C5X, the 7' model C6X, and the 7' 6" model C7X. The new CX series incorporates some of the design elements of the limited-production CF series (see below) into the higher-production C-series pianos to create a sound more like that of a high-end American or European instrument—see our [review](#) in this issue. Features include a European spruce soundboard crowned using CF-series technology, a thicker rim and bracing, German music wire, additional time spent voicing, regulating, and tuning by very skilled craftsmen, and some changes in cabinet design.

Both the C and CX models have the advanced construction, scaling, and cabinetry mentioned earlier, including a true sostenuto pedal and a soft-close fallboard. Both also have vertically laminated bridges with maple or boxwood cap. The vertically laminated design is similar to that found in Steinways and other fine pianos, and is considered to give the bridges greater strength and resistance to cracking and better transmission of vibrational energy. All C and CX grands have keysteps of Ivorite™, Yamaha's ivory alternative.

Finally, the new CF Series Concert Grand Pianos consist of the 9' model CFX (replacing the model CFIIS), and the 6' 3" model CF4 and 7' model CF6 (respectively replacing, in the U.S., the models S4B and S6B, which will remain available by special order only). The pianos in this collection are made in a separate factory to much higher standards and with some different materials: e.g., maple and mahogany in the rim, which is made more rigid, for greater tonal power, than in the other collections; higher-grade soundboard material; a treble “bell” (as in the larger Steinways) to enhance treble tone; German strings, and hammer and scaling changes, for a more mellow tone; as well as the more advanced features of the other collections. The result is an instrument capable of greater dynamic range, tonal color, and sustain than the regular Yamahas. The new CF-series pianos have a thicker rim and more substantial structure than their predecessors, for greater strength and tonal projection, and the method for developing the soundboard crown has been changed to allow the soundboard to vibrate more freely and with greater resonance. The models

CF4 and CF6 have an open pinblock design reminiscent of some European pianos, which gives the tuner slightly greater control over the tuning pins. Yamaha says that the CF series represents 19 years of research and development by its craftsmen, designers, and engineers. The Yamaha concert grand is endorsed and used by a number of notable musicians, including Olga Kern, Michael Tilson Thomas, Chick Corea, and Elton John.

Other than the special grands just described, Yamaha grands have historically been a little on the percussive side and have been said not to “sing” as well as some more expensive pianos. The tone has been very clear and often bright, especially in the smaller grands, although the excessive brightness that once characterized Yamahas seems to be a thing of the past. The clarity and percussiveness are very attractive, but are sometimes said to be less well suited for classical music, which tends to require a singing tone and lush harmonic color. On the other hand, Yamaha is the piano of choice for jazz and popular music, which may value clarity and brightness more than the other qualities mentioned. More recently, however, Yamaha has been trying to move away from this image of a “bright” piano whose sound is limited to jazz. First with its larger grands, and more recently with the smaller ones, Yamaha has changed the bridge construction and hammer density, and provided more custom voicing at the factory, to bring out a broader spectrum of tonal color.

Both Yamaha's quality control and its warranty and technical service are legendary in the piano business. They are the standard against which every other company is measured. For general home and school use, piano technicians probably recommend Yamaha pianos more often than any other brand. Their precision, reliability, and performance make them a very good value for a consumer product.

Yamaha also makes a piano under the name Cable-Nelson. The verticals are made in Yamaha's factory in Hangzhou, Zhejiang Province, China, southwest of Shanghai, where the company also makes guitars. The 45" model CN116 is an institutional-style vertical with a laminated soundboard. The model CN216 is a furniture-style version of the 116. The 5' Cable-Nelson grand model CN151 is made in Indonesia alongside the Yamaha grand model GBIK.

Cable-Nelson is the name of an old American piano maker whose roots can be traced back to 1903. Yamaha acquired the name when it bought the Everett Piano Company, in 1973, and used the name in conjunction with Everett pianos until 1981.

There is a thriving market for used Yamahas. If you're considering buying a used Yamaha, please read

“Should I Buy a Used, ‘Gray Market’ Yamaha or Kawai Piano?” on pages 176–177 of *The Piano Book*, and “**Buying a Used or Restored Piano**” in this publication.

Yamaha also makes electronic player pianos called Disklaviers, as well as a variety of hybrid acoustic/digital instruments—including Silent Piano (formerly called MIDIPiano), the AvantGrand series, and the model NU1, that account for a substantial percentage of the company’s sales. These products are separately reviewed in the articles “**Buying an Electronic Player-Piano System**” and “**Hybrid Pianos.**”

Warranty: Yamaha and Cable-Nelson—10 years, parts and labor, to original purchaser.

## YOUNG CHANG

including Weber and Albert Weber

Young Chang North America, Inc.

6000 Phyllis Drive

Cypress, California 90630

657-200-3470

800-874-2880

[www.youngchang.com](http://www.youngchang.com)

[www.weberpiano.com](http://www.weberpiano.com)

Pianos made by: Young Chang Co., Ltd., Incheon, South Korea; and Tianjin, China

In 1956, three brothers—Jai-Young, Jai-Chang, and Jai-Sup Kim—founded Young Chang and began selling Yamaha pianos in Korea under an agreement with that Japanese firm. Korea was recovering from a devastating war, and only the wealthy could afford pianos. But the prospects were bright for economic development, and as a symbol of cultural refinement the piano was much coveted. In 1962 the brothers incorporated as Young Chang Akki Co., Ltd.

In 1964 Yamaha and Young Chang entered into an agreement in which Yamaha helped Young Chang set up a full-fledged manufacturing operation. Yamaha shipped partially completed pianos from Japan to the Young Chang factory in Incheon, South Korea, where Young Chang would perform final assembly work such as cabinet assembly, stringing, and action installation. This arrangement reduced high import duties. As time went by, Young Chang built more of the components, to the point where they were making virtually the entire piano. In 1975 the arrangement ended when Young Chang decided to expand domestically and internationally under its own brand name, thus becoming a competitor. Young Chang began exporting to the U.S. in the late 1970s, and established a North American distribution office in California in 1984. In addition to making pianos under

its own name, Young Chang also made pianos for a time for Baldwin under the Wurlitzer name, for Samsung under the Weber name, and private-label names for large dealer chains and distributors worldwide.

Weber & Co. was established in 1852 by Albert Weber, a German immigrant, and was one of the most prominent and highly respected American piano brands of the late 19th and early 20th centuries. During the consolidation of the American piano industry in the early 20th century, Weber became part of the Aeolian family of brands. Following Aeolian’s demise in 1985, Young Chang acquired the Weber name.

In 1995, in response to rising Korean wages and to supply a growing Chinese domestic market, Young Chang built a 750,000-square-foot factory in Tianjin, China, and gradually began to move manufacturing operations there for some of its models. Today, the Tianjin facility produces Young Chang and Weber pianos, and components for the Albert Weber line, which is assembled in South Korea.

Hyundai Development Company, a Korean civil-engineering and construction firm, acquired Young Chang in 2006. The company says that Hyundai Development has brought the necessary capital for factory renovations and has instituted new advanced industrial quality-control systems.

In 2008 Young Chang hired noted American piano designer Delwin D. Fandrigh to undertake a redesign of the entire Young Chang and Weber piano line. Highlights include extensively redesigned cast-iron plates, new string scales, and new rib designs. New directly-coupled bass bridges, along with unique “floating soundboard” configurations, improve soundboard mobility around the bass bridge for better bass tonal response. At the same time, a revised hammer-making process, in which the hammers are cold-pressed with less felt compression, provides for greater hammer resilience and improved tone, with less voicing required. Fandrigh says that all of these features and processes contribute to his goal of building instruments with improved tonal balance and musicality, and provide opportunities to standardize manufacturing processes for better quality control. The new designs were phased in gradually from 2011 to 2013.

Along with being redesigned by Delwin Fandrigh, former multiple piano lines were consolidated into just three lines: the Young Chang (Y) and Weber (W) series are entry- and mid-level instruments made in China, and the Albert Weber (AW) line comprises upper-level models made in Korea. The AW grands have lower-tension scales, maple rims, and Renner actions, and higher-quality hammer felt, soundboard material, and veneers (on wood-veneered models). The Y and W grands have lauan rims and Young Chang actions.


The AW verticals use slightly better materials than the other verticals for the cabinets, hardware, music wire, and keys, though in general the differences are smaller than with the grands.

The Young Chang and Weber pianos distinctly differ from one another: the Weber models have a low-tension scale and softer, cold-pressed hammers, and the greater warmth and romantic tonal characteristics that often accompany that type of scale; the Young Chang models have a higher-tension scale and firmer cold-pressed hammers, and the greater brightness and stronger projection of a more modern sound. The Weber line, also known as the Premium Edition, also has agraffes in the bass section of the verticals, and beveled lids on the grands.

Quality control in Young Chang's Korean factory has improved little by little over the years, and is now nearly as good as that in Japan. Most of the problems currently encountered are minor ones that can be cured by a good

dealer make-ready and a little follow-up service, and the pianos hold up well in the field, even in institutions. The Albert Weber pianos, in particular, have great musical potential and respond well to expert voicing. Pianos from the factory in China, like other pianos from that country, have been uneven in quality, but in recent years have greatly improved. Young Chang says that Hyundai Development Group has upgraded the factories in both countries, and that the pianos made at the Tianjin factory are now on a par with those made in Korea.

Young Chang also owns Kurzweil Music Systems, a manufacturer of professional keyboards and home digital pianos, which it acquired in 1990.

Warranty: Young Chang and Weber—10 years, parts and labor, to the original purchaser; Albert Weber—15 years, parts and labor, transferable to future owners during the warranty period, plus a lifetime warranty on parts to the original owner. 



[*Online Edition readers:* After reading the following introduction, please click below to access the free searchable database of acoustic piano models and prices.]

### [[Acoustic Piano Database](#)]

This guide contains price information for nearly every brand, model, style, and finish of new piano that has regular distribution in the United States and, for the most part, Canada. Omitted are some marginal, local, or “stencil” brands (brands sold only by a single dealership). Prices are in U.S. dollars and are subject to change. Prices include an allowance for the approximate cost of freight from the U.S. warehouse to the dealer, and for a minimal amount of make-ready by the dealer. The prices cited in this edition were compiled in February 2014 and apply only to piano sales in the U.S. Prices in Canada are often very different due to differences in duty, freight, sales practices, and competition.

Note that the prices of European pianos vary with the value of the dollar against the euro. For this edition, the exchange rate used by most manufacturers was approximately €1 = \$1.30–1.40. Prices of European pianos include import duties and estimated costs of airfreight (where applicable) to the dealer. However, actual costs will vary depending on the shipping method used, the port of entry, and other variables. Also keep in mind that the dealer may have purchased the piano at an exchange rate different from the current one.

Unless otherwise indicated, cabinet styles are assumed to be traditional in nature, with minimal

embellishment and straight legs. Recognizable furniture styles are noted, and the manufacturer’s own trademarked style name is used when an appropriate generic name could not be determined. Please see the section on “Furniture Style and Finish” in the article “[Piano-Buying Basics](#)” for descriptions or definitions of terms relating to style and finish.

“Size” refers to the height of a vertical or the length of a grand. These are the only dimensions that vary significantly and relate to the quality of the instrument. The height of a vertical piano is measured from the floor to the top of the piano. The length of a grand piano is measured from the very front (keyboard end) to the very back (tail end) with the lid closed.

### **About Prices**

The subject of piano pricing is difficult, complicated, and controversial. One of the major problems is that piano dealers tend to prefer that list prices be as high as possible so they can still make a profit while appearing to give very generous discounts. Honesty about pricing is resisted.

But even knowing what is “honest” is a slippery business because many factors can have a dramatic effect on piano pricing. For one thing, different dealerships can pay very different

wholesale prices for the same merchandise, depending on:

- the size of the dealership and how many pianos it agrees to purchase at one time or over a period of time
- whether the dealer pays cash or finances the purchase
- the degree to which the dealer buys manufacturer overstocks at bargain prices
- any special terms the dealership negotiates with the manufacturer or distributor.

In addition to these variations at the wholesale level, retail conditions also vary from dealer to dealer or from one geographic area to another, including:

- the general cost of doing business in the dealer’s area
- the level of pre- and post-sale service the dealer provides
- the level of professionalism of the sales staff and the degree to which they are trained and compensated
- the ease of local comparison shopping by the consumer for a particular type of piano or at a particular price level.

Besides the variations between dealerships, the circumstances of each sale at any particular dealership can vary tremendously due to such things as:

- how long a particular piano has been sitting around unsold, racking up finance charges for the dealer
- the dealer’s financial condition and need for cash at the moment

- competing sales events going on at other dealerships in the area
- whether or not the customer is trading in a used piano.

As difficult as it might be to come up with accurate price information, confusion and ignorance about pricing for such a high-ticket item is intolerable to the consumer, and can cause decision-making paralysis. I strongly believe that a reasonable amount of price information actually greases the wheels of commerce by giving the customer the peace of mind that allows him or her to make a purchase. In this guide I've tried to give a level of information about price that reasonably respects the interests of both buyer and seller, given the range of prices that can exist for any particular model.

Prices include a bench except where noted. (Even where a price doesn't include a bench, the dealer will almost always provide one and quote a price that includes it.) Most dealers will also include delivery and one or two tunings in the home, but these are optional and a matter of agreement between you and the dealer. Prices do not include sales tax.

In this guide, two prices are given for each model: Manufacturer's Suggested Retail Price (MSRP) and Suggested Maximum Price (SMP).

### Manufacturer's Suggested Retail Price (MSRP)

The MSRP is a price provided by the manufacturer or distributor and designed as a starting point from which dealers are expected to discount. I include it here for reference purposes—only rarely does a customer pay this price. The MSRP is usually figured as a multiple of the wholesale price, but the specific multiple used differs from company to company. **For that reason, it's fruitless to compare prices of different brands by comparing discounts from**

**the MSRP.** To see why, consider the following scenario:

Manufacturer A sells brand A through its dealer A. The wholesale price to the dealer is \$1,000, but for the purpose of setting the MSRP, the manufacturer doubles the wholesale price and sets the MSRP at \$2,000. Dealer A offers a 25 percent discount off the MSRP, for a "street price" of \$1,500.

Manufacturer B sells brand B through its dealer B. The wholesale price to the dealer is also \$1,000, but manufacturer B triples the wholesale price and sets the MSRP at \$3,000. Dealer B offers a generous 50 percent discount, for a street price of, again, \$1,500.

Although the street price is the same for both pianos, a customer shopping at both stores and knowing nothing about the wholesale price or how the MSRPs are computed, is likely to come away with the impression that brand B, with a discount of 50 percent off \$3,000, is a more "valuable" piano and a better deal than brand A, with a discount of 25 percent off \$2,000. Other factors aside, which dealer do you think will get the sale? It's important to note that there is nothing about brand B that makes it deserving of a higher MSRP than brand A—how to compute the MSRP is essentially a marketing decision on the part of the manufacturer.

Because of the deceptive manner in which MSRPs are so often used, some manufacturers no longer provide them. In those cases, I've left the MSRP column blank.

### Suggested Maximum Price (SMP)

The Suggested Maximum Price (SMP) is a price I've created, based on a profit margin that I've uniformly applied to published wholesale prices. (Where the published wholesale price is believed to be bogus, as is sometimes

the case, I've made a reasonable attempt to find out what a typical small dealer actually pays for the piano, and use that price in place of the published one.) Because in the SMP, unlike in the MSRP, the same profit margin is applied to all brands, the SMP can be used as a "benchmark" price for the purpose of comparing brands and offers. The specific profit margin I've chosen for the SMP is one that dealers often try—but rarely manage—to attain. Also included in the SMP, in most cases, are allowances for duty (where applicable), freight charges, and a minimal amount of make-ready by the dealer. Although the SMP is my creation, it's a reasonable estimate of the **maximum** price you should realistically expect to pay. However, **most sales actually take place at a discount to the SMP**, as discussed below.

### Actual Selling or "Street" Price

As you should know by now from reading this publication, most dealers of new pianos are willing—and expect—to negotiate. Only a handful of dealers have non-negotiable prices. For more information on negotiating, please see "**Negotiating Price and Trade-Ins**" in the article "**Piano Buying Basics.**" *The Piano Book* also gives advice about negotiating tactics.

How good a deal you can negotiate will vary, depending on the many factors listed earlier. But in order to make a budget, or to know which pianos are within your budget, or just to feel comfortable enough to actually make a purchase, you need some idea of what is considered normal in the industry. In most cases, discounts from the Suggested Maximum Price range from 10 to 30 percent. This does *not* mean that if you try hard enough, you can talk the salesperson into giving you a 30 percent discount. Rather,



it reflects the wide range of prices possible in the marketplace due to the many factors discussed earlier. For budgeting purposes only, I suggest figuring a discount of about 15 or 20 percent. This will probably bring you within about 10 percent, one way or the other, of the final negotiated price. Important exception: Discounts on Steinway pianos generally range from 0 to 10 percent. For your convenience in figuring the effects of various discounts,

a discount calculator is included in the model and price database, accessible through the electronic edition of this publication.

There is no single “fair” or “right” price that can be applied to every purchase. The only fair price is that which the buyer and seller agree on. It’s understandable that you would like to pay as little as possible, but remember that piano shopping is not just about chasing the lowest price. Be sure you are getting the instrument

that best suits your needs and preferences, and that the dealer is committed to providing the appropriate level of pre- and post-sale service.

For more information about shopping for a new piano and how to save money, please see pages 60–75 in *The Piano Book, Fourth Edition*.

[Online Edition readers: Click below to access the free searchable database of acoustic piano models and prices.]

[\[Acoustic Piano Database\]](#)

Model	Feet	Inches	Description	MSRP*	SMP*
<b>ALTENBURG</b>					
<b>Verticals</b>					
AV108		42.5	Continental Polished Ebony	5,000	3,690
AV108		42.5	Continental Polished Cherry/Mahogany	5,075	3,750
AV110		43	Classic Polished Ebony	5,500	4,090
AV110		43	Classic Polished Cherry/Mahogany	5,575	4,150
AV110		43	American Country Oak/Sable Brown Mahogany	6,300	4,690
AV110		43	French Provincial Cherry/Country French Oak	6,425	4,790
AV115		45	Polished Ebony	5,763	4,290
AV115		45	Polished Cherry/Mahogany	5,735	4,350
AV118		46	Institutional Polished Ebony	6,576	4,890
AV118		46	Institutional Satin Walnut	6,635	5,190
AV120		48	Polished Ebony	6,300	4,890
AV120		48	Polished Mahogany	6,375	4,950
AV132		52	Classic Polished Ebony	7,750	5,990
<b>Grands</b>					
AG145	4	9	Polished Ebony	11,563	8,790
AG145	4	9	Polished Mahogany/Cherry/White	12,088	9,190
AG160	5	3	Polished Ebony	13,975	10,780
AG160	5	3	Polished Mahogany/Cherry/White	14,475	11,180
AG170	5	7	Polished Ebony	15,550	11,990
AG170	5	7	Polished Mahogany/Cherry/White	16,075	12,390
AG185	6	1	Polished Ebony	18,188	13,790
AG185	6	1	Polished Mahogany/Cherry/White	18,725	14,190
			With Round or Curved Legs, add		1,000
			Satin Ebony/Mahogany/Cherry, add		800

### ASTIN-WEIGHT

#### Verticals

U-500		50	Oiled Oak	17,180	16,180
U-500		50	Santa Fe Oiled Oak	18,580	17,580
U-500		50	Lacquer Oak	17,580	16,580
U-500		50	Oiled Walnut	17,780	16,780
U-500		50	Lacquer Walnut	18,180	17,180

#### Grands

	5	9	Satin Ebony	39,500	38,500
--	---	---	-------------	--------	--------

\*See pricing explanation on page 205.

Model	Feet	Inches	Description	MSRP*	SMP*
<b>BALDWIN</b>					
<b>Verticals</b>					
B342		43	French Provincial Satin Cherry	9,265	6,790
B442		43	Satin Mahogany	9,265	6,790
BJ120		47	Polished Ebony	7,985	5,990
BJ120		47	Polished Rosewood	8,295	6,190
B243		47	Satin Ebony/Walnut (school piano)	9,265	6,790
B247		47	Polished Ebony	9,265	6,790
BH122		48	Polished Ebony	8,625	6,390
BJ124		48	French Provincial Polished Ebony/Rosewood	9,265	6,790
BH125		49	Polished Ebony	9,585	6,990
BH125		49	Polished Rosewood	9,895	7,190
B49		49	Polished Ebony w/sostenuto	10,225	7,390
B252		52	Satin Ebony	11,495	8,190
<b>Grands</b>					
BP148	4	10	Polished Ebony	19,185	12,990
BP148	4	10	Polished Mahogany/Walnut/White	20,145	13,590
BP152	5		Satin Ebony	22,385	14,990
BP152	5		Polished Ebony	21,425	14,390
BP152	5		Polished Mahogany/Walnut/White	22,385	14,990
BP165	5	5	Satin Ebony	24,295	16,190
BP165	5	5	Polished Ebony	23,345	15,590
BP165	5	5	Polished Mahogany/Walnut	24,295	16,190
BP178	5	10	Satin Ebony	31,665	21,790
BP178	5	10	Polished Ebony	30,385	20,990
BP178	5	10	Polished Mahogany/Walnut	31,665	21,790
BP190	6	3	Satin Ebony	38,385	25,990
BP190	6	3	Polished Ebony	36,785	24,990
BP190	6	3	Polished Mahogany/Walnut	38,385	25,990

### **BECHSTEIN, (C.)**

Models beginning with "B" say only "Bechstein" on the fallboard. Others say "C. Bechstein."

#### **Bechstein Verticals**

B112		44	Polished Ebony	24,000	24,000
B112		44	Polished White	25,200	25,200
B116		45.5	Polished Ebony	24,800	24,800
B116		45.5	Satin Mahogany/Walnut/Cherry	29,600	29,600
B116		45.5	Polished White	27,600	27,600
B120 Select		47.5	Polished Ebony	26,200	26,200
B120 Select		47.5	Satin Mahogany/Walnut/Cherry	31,200	31,200
B120 Select		47.5	Polished Mahogany/Walnut/Cherry	31,200	31,200
B120 Select		47.5	Polished White	29,000	29,000
B124 Imposant		49	Polished Ebony	27,200	27,200
B124 Imposant		49	Polished White	28,800	28,800
B124 Style		49.5	Polished Ebony	28,200	28,200
B124 Style		49.5	Satin Mahogany/Walnut/Cherry	33,000	33,000
B124 Style		49.5	Polished Mahogany/Walnut/Cherry	33,000	33,000
B124 Style		49.5	Polished White	30,000	30,000

#### **C. Bechstein Verticals**

M116K		45.5	Polished Ebony	33,200	33,200
Classic 124		49	Polished Ebony	42,000	42,000
Classic 124		49	Satin Walnut/Mahogany/Cherry	47,800	47,800
Classic 124		49	Polished Walnut/Mahogany/Cherry	47,800	47,800
Elegance 124		49	Polished Ebony	43,800	43,800
Elegance 124		49	Satin Walnut/Cherry	50,800	50,800
Elegance 124		49	Polished Walnut/Mahogany/Cherry	50,800	50,800

\*See pricing explanation on page 205.

Model	Feet	Inches	Description	MSRP*	SMP*
<b>BECHSTEIN, (C.) (continued)</b>					
Concert 8	51.5		Polished Ebony	70,600	70,600
Concert 8	51.5		Satin Walnut/Mahogany/Cherry	80,800	80,800
Concert 8	51.5		Polished Walnut/Mahogany	81,600	81,600
Concert 8	51.5		Special Woods	82,000	82,000
<b>Bechstein Grands</b>					
B160	5	3	Polished Ebony	62,000	62,000
B160	5	3	Polished Mahogany/Walnut	79,800	79,800
B160	5	3	Polished White	75,400	75,400
B160	5	3	Satin and Polished Special Woods	84,000	84,000
B175	5	8	Polished Ebony	68,600	68,600
B175	5	8	Polished Walnut/Mahogany	86,200	86,200
B175	5	8	Polished White	82,000	82,000
B175	5	8	Satin and Polished Special Woods	90,600	90,600
B190	6	3	Polished Ebony	73,000	73,000
B190	6	3	Polished Mahogany/Walnut	93,000	93,000
B190	6	3	Polished White	88,600	88,600
B190	6	3	Satin and Polished Special Woods	97,400	97,400
B208	6	8	Polished Ebony	84,200	84,200
B208	6	8	Polished Mahogany/Walnut	102,000	102,000
B208	6	8	Polished White	97,600	97,600
B228	7	5	Polished Ebony	95,200	95,200
<b>C. Bechstein Grands</b>					
L167	5	6	Satin and Polished Ebony	112,400	112,400
L167	5	6	Satin Mahogany/Walnut/Cherry	134,400	134,400
L167	5	6	Polished Mahogany/Walnut/Cherry/White	134,400	134,400
L167	5	6	Special Woods	141,800	141,800
MP192	6	4	Satin and Polished Ebony	132,000	132,000
MP192	6	4	Satin Mahogany/Walnut/Cherry	154,000	154,000
MP192	6	4	Polished Mahogany/Walnut/Cherry/White	154,000	154,000
MP192	6	4	Special Woods	161,400	161,400
B212	7		Satin and Polished Ebony	164,600	164,600
C234	7	7	Polished Ebony	199,400	199,400
D282	9	2	Polished Ebony	253,200	253,200

## BLÜTHNER

Prices do not include bench.

### Verticals

D	45		Satin and Polished Ebony	31,713	29,542
D	45		Satin and Polished Walnut/Mahogany	34,250	31,825
D	45		Satin and Polished Cherry	34,408	31,967
D	45		Satin and Polished White	33,933	31,540
D	45		Satin and Polished Bubinga/Yew/Rosewood/Macassar	35,201	32,681
C	46		Satin and Polished Ebony	35,237	32,713
C	46		Satin and Polished Mahogany/Walnut	38,055	35,250
C	46		Satin and Polished Cherry	38,232	35,409
C	46		Satin and Polished White	37,703	34,933
C	46		Satin and Polished Bubinga/Yew/Rosewood/Macassar	39,113	36,202
C	46		Saxony Polished Pyramid Mahogany	44,750	41,275
C	46		Polished Burl Walnut/Camphor	47,569	43,812
A	49		Satin and Polished Ebony	40,599	37,539
A	49		Satin and Polished Mahogany/Walnut	43,846	40,461
A	49		Satin and Polished Cherry	44,049	40,644
A	49		Satin and Polished White	43,440	40,096
A	49		Satin and Polished Bubinga/Yew/Rosewood/Macassar	45,064	41,558
A	49		Saxony Polished Pyramid Mahogany	51,560	47,404

\*See pricing explanation on page 205.

<i>Model</i>	<i>Feet</i>	<i>Inches</i>	<i>Description</i>	<i>MSRP*</i>	<i>SMP*</i>
<b>BLÜTHNER (continued)</b>					
A		49	Polished Burl Walnut/Camphor	54,808	50,327
B		52	Satin and Polished Ebony	45,961	42,365
B		52	Satin and Polished Mahogany/Walnut	49,638	45,674
B		52	Satin and Polished Cherry	49,867	45,880
B		52	Satin and Polished White	49,178	45,260
B		52	Satin and Polished Bubinga/Yew/Rosewood/Macassar	51,016	46,914
B		52	Saxony Polished Pyramid Mahogany	58,370	53,533
B		52	Polished Burl Walnut/Camphor	62,047	56,842
S		57.5	Satin and Polished Ebony	61,762	56,586
S		57.5	Satin and Polished Mahogany/Walnut	66,703	61,033
S		57.5	Satin and Polished Cherry	67,012	61,311
S		57.5	Satin and Polished White	66,086	60,477
S		57.5	Satin and Polished Bubinga/Yew/Rosewood/Macassar	68,556	62,700
S		57.5	Saxony Polished Pyramid Mahogany	78,438	71,594
S		57.5	Polished Burl Walnut/Camphor	83,379	76,041
Verticals			Sostenuto pedal, add	3,400	3,060
<b>Grands</b>					
11	5	1	Satin and Polished Ebony	80,621	73,559
11	5	1	Satin and Polished Mahogany/Walnut	87,071	79,364
11	5	1	Satin and Polished Cherry	87,474	79,727
11	5	1	Satin and Polished White	86,265	78,639
11	5	1	Satin and Polished Bubinga/Yew/Rosewood/Macassar	89,489	81,540
11	5	1	Saxony Polished Pyramid Mahogany	103,195	93,876
11	5	1	Polished Burl Walnut/Camphor	103,195	93,876
11	5	1	President Polished Ebony	91,810	83,629
11	5	1	President Polished Mahogany/Walnut	98,260	89,434
11	5	1	President Polished Bubinga	100,676	91,608
11	5	1	President Burl Walnut	114,384	103,946
11	5	1	Wilhelm II Satin and Polished Ebony	94,327	85,894
11	5	1	Wilhelm II Polished Mahogany/Walnut	101,873	92,686
11	5	1	Wilhelm II Polished Pyramid Mahogany	120,600	109,540
11	5	1	Wilhelm II Polished Burl Walnut	120,600	109,540
11	5	1	Ambassador Santos Rosewood	116,336	105,702
11	5	1	Ambassador Walnut	113,192	102,873
11	5	1	Nicolas II Satin Walnut with Burl Inlay	115,578	105,020
11	5	1	Louis XIV Rococo Satin White with Gold	124,776	113,298
11	5	1	Jubilee Polished Ebony	98,026	89,223
11	5	1	Jubilee Polished Mahogany/Walnut	104,476	95,028
11	5	1	Jubilee Burl Walnut	120,600	109,540
11	5	1	Julius Bluthner Edition	104,118	94,706
10	5	5	Satin and Polished Ebony	92,938	84,644
10	5	5	Satin and Polished Mahogany/Walnut	100,373	91,336
10	5	5	Satin and Polished Cherry	100,838	91,754
10	5	5	Satin and Polished White	99,444	90,500
10	5	5	Satin and Polished Bubinga/Yew/Rosewood/Macassar	103,161	93,845
10	5	5	Saxony Polished Pyramid Mahogany	117,102	106,392
10	5	5	Polished Burl Walnut/Camphor	117,102	106,392
10	5	5	President Polished Ebony	104,127	94,714
10	5	5	President Polished Mahogany/Walnut	111,562	101,406
10	5	5	President Polished Bubinga	114,350	103,915
10	5	5	President Burl Walnut	128,291	116,462
10	5	5	Senator Walnut w/Leather	111,888	101,699
10	5	5	Senator Jacaranda Satin Rosewood w/Leather	121,212	110,091
10	5	5	Wilhelm II Satin and Polished Ebony	108,738	98,864
10	5	5	Wilhelm II Polished Mahogany/Walnut	117,437	106,693
10	5	5	Wilhelm II Polished Pyramid Mahogany	134,507	122,056
10	5	5	Wilhelm II Polished Burl Walnut	134,507	122,056

\*See pricing explanation on page 205.

<i>Model</i>	<i>Feet</i>	<i>Inches</i>	<i>Description</i>	<i>MSRP*</i>	<i>SMP*</i>
<b>BLÜTHNER (continued)</b>					
10	5	5	Ambassador Santos Rosewood	134,110	121,699
10	5	5	Ambassador Walnut	130,485	118,437
10	5	5	Nicolas II Satin Walnut with Burl Inlay	128,812	116,931
10	5	5	Louis XIV Rococo Satin White with Gold	143,839	130,455
10	5	5	Jubilee Polished Ebony	110,343	100,309
10	5	5	Jubilee Polished Mahogany/Walnut	117,778	107,000
10	5	5	Jubilee Burl Walnut	134,507	122,056
10	5	5	Julius Bluthner Edition	114,996	104,496
6	6	3	Satin and Polished Ebony	101,364	92,228
6	6	3	Satin and Polished Mahogany/Walnut	109,473	99,526
6	6	3	Satin and Polished Cherry	109,979	99,981
6	6	3	Satin and Polished White	108,459	98,613
6	6	3	Satin and Polished Bubinga/Yew/Rosewood/Macassar	112,514	102,263
6	6	3	Saxony Polished Pyramid Mahogany	127,718	115,946
6	6	3	Polished Burl Walnut/Camphor	127,718	115,946
6	6	3	President Polished Ebony	112,552	102,297
6	6	3	President Polished Mahogany/Walnut	120,661	109,595
6	6	3	President Polished Bubinga	123,702	112,332
6	6	3	President Burl Walnut	138,907	126,016
6	6	3	Senator Walnut w/Leather	124,320	112,888
6	6	3	Senator Jacaranda Satin Rosewood w/Leather	133,644	121,280
6	6	3	Wilhelm II Satin and Polished Ebony	118,595	107,736
6	6	3	Wilhelm II Polished Mahogany/Walnut	128,083	116,275
6	6	3	Wilhelm II Polished Pyramid Mahogany	145,123	131,611
6	6	3	Wilhelm II Polished Burl Walnut	145,123	131,611
6	6	3	Ambassador Santos Rosewood	139,517	126,565
6	6	3	Ambassador Walnut	136,841	124,157
6	6	3	Nicolas II Satin Walnut with Burl Inlay	140,490	127,441
6	6	3	Louis XIV Rococo Satin White with Gold	156,878	142,190
6	6	3	Jubilee Polished Ebony	118,768	107,891
6	6	3	Jubilee Polished Mahogany/Walnut	126,877	115,189
6	6	3	Jubilee Burl Walnut	145,123	131,611
6	6	3	Julius Bluthner Edition	125,874	114,287
6	6	3	Jubilee Plate, add	5,594	5,035
4	6	10	Satin and Polished Ebony	120,222	109,200
4	6	10	Satin and Polished Mahogany/Walnut	129,839	117,855
4	6	10	Satin and Polished Cherry	130,440	118,396
4	6	10	Satin and Polished White	128,637	116,773
4	6	10	Satin and Polished Bubinga/Yew/Rosewood/Macassar	133,446	121,101
4	6	10	Saxony Polished Pyramid Mahogany	151,479	137,331
4	6	10	Polished Burl Walnut/Camphor	151,479	137,331
4	6	10	President Polished Ebony	131,410	119,269
4	6	10	President Polished Mahogany/Walnut	141,028	127,925
4	6	10	President Polished Bubinga	144,635	131,172
4	6	10	President Burl Walnut	162,668	147,401
4	6	10	Senator Walnut w/Leather	142,968	129,671
4	6	10	Senator Jacaranda Satin Rosewood w/Leather	152,292	138,063
4	6	10	Wilhelm II Satin and Polished Ebony	140,659	127,593
4	6	10	Wilhelm II Polished Mahogany/Walnut	151,912	137,721
4	6	10	Wilhelm II Polished Pyramid Mahogany	168,884	152,996
4	6	10	Wilhelm II Polished Burl Walnut	168,884	152,996
4	6	10	Ambassador Santos Rosewood	162,804	147,524
4	6	10	Ambassador Walnut	158,404	143,564
4	6	10	Nicolas II Satin Walnut with Burl Inlay	166,627	150,964
4	6	10	Louis XIV Rococo Satin White with Gold	186,064	168,458
4	6	10	Jubilee Polished Ebony	137,626	124,863

\*See pricing explanation on page 205.

<i>Model</i>	<i>Feet</i>	<i>Inches</i>	<i>Description</i>	<i>MSRP*</i>	<i>SMP*</i>
<b>BLÜTHNER (continued)</b>					
4	6	10	Jubilee Polished Mahogany/Walnut	147,244	133,520
4	6	10	Jubilee Burl Walnut	168,884	152,996
4	6	10	Julius Bluthner Edition	147,630	133,867
4	6	10	Queen Victoria JB Edition Polished Rosewood	176,690	160,021
2	7	8	Satin and Polished Ebony	134,369	121,932
2	7	8	Satin and Polished Mahogany/Walnut	145,118	131,606
2	7	8	Satin and Polished Cherry	145,790	132,211
2	7	8	Satin and Polished White	143,774	130,397
2	7	8	Satin and Polished Bubinga/Yew/Rosewood/Macassar	149,149	135,234
2	7	8	Saxony Polished Pyramid Mahogany	170,648	154,583
2	7	8	Polished Burl Walnut/Camphor	170,648	154,583
2	7	8	President Polished Ebony	145,557	132,001
2	7	8	President Polished Mahogany/Walnut	156,307	141,676
2	7	8	President Polished Bubinga	160,338	145,304
2	7	8	President Burl Walnut	181,837	164,653
2	7	8	Senator Walnut w/Leather	155,400	140,860
2	7	8	Senator Jacaranda Satin Rosewood w/Leather	164,724	149,252
2	7	8	Wilhelm II Satin and Polished Ebony	157,211	142,490
2	7	8	Wilhelm II Polished Mahogany/Walnut	169,788	153,809
2	7	8	Wilhelm II Polished Pyramid Mahogany	188,053	170,248
2	7	8	Wilhelm II Polished Burl Walnut	188,053	170,248
2	7	8	Ambassador Santos Rosewood	181,962	164,766
2	7	8	Ambassador Walnut	177,044	160,340
2	7	8	Nicolas II Satin Walnut with Burl Inlay	187,713	169,942
2	7	8	Louis XIV Rococo Satin White with Gold	207,959	188,163
2	7	8	Jubilee Polished Ebony	151,773	137,596
2	7	8	Jubilee Polished Mahogany/Walnut	162,523	147,271
2	7	8	Jubilee Burl Walnut	188,053	170,248
2	7	8	Julius Bluthner Edition	170,940	154,846
2	7	8	Queen Victoria JB Edition Polished Rosewood	195,475	176,928
1	9	2	Satin and Polished Ebony	171,750	155,575
1	9	2	Satin and Polished Mahogany/Walnut	185,490	167,941
1	9	2	Satin and Polished Cherry	186,349	168,714
1	9	2	Satin and Polished White	183,773	166,396
1	9	2	Satin and Polished Bubinga/Yew/Rosewood/Macassar	190,643	172,579
1	9	2	Saxony Polished Pyramid Mahogany	218,123	197,311
1	9	2	Polished Burl Walnut/Camphor	223,275	201,948
1	9	2	President Polished Ebony	183,738	166,364
1	9	2	President Polished Mahogany/Walnut	197,478	178,730
1	9	2	President Polished Bubinga	202,631	183,368
1	9	2	President Burl Walnut	219,579	198,621
1	9	2	Wilhelm II Satin and Polished Ebony	200,948	181,853
1	9	2	Wilhelm II Polished Mahogany/Walnut	217,024	196,322
1	9	2	Wilhelm II Polished Pyramid Mahogany	236,771	214,094
1	9	2	Wilhelm II Polished Burl Walnut	241,923	218,731
1	9	2	Ambassador Santos Rosewood	236,397	213,757
1	9	2	Ambassador Walnut	231,863	209,677
1	9	2	Nicolas II Satin Walnut with Burl Inlay	245,603	222,043
1	9	2	Jubilee Polished Ebony	190,398	172,358
1	9	2	Jubilee Polished Mahogany/Walnut	204,138	184,724
1	9	2	Jubilee Burl Walnut	241,923	218,731
1	9	2	Julius Bluthner Edition	216,373	195,736
1	9	2	Queen Victoria JB Edition Polished Rosewood	244,938	221,444

\*See pricing explanation on page 205.

<i>Model</i>	<i>Feet</i>	<i>Inches</i>	<i>Description</i>	<i>MSRP*</i>	<i>SMP*</i>
<b>BÖSENDORFER</b>					
<b>Verticals</b>					
130		52	Satin and Polished Ebony	66,999	63,998
130		52	Satin and Polished White, other colors	74,599	70,698
130		52	Polished, Satin, Open-pore: Walnut, Cherry, Mahogany, Pomele	77,899	74,198
130		52	Polished , Satin, Open-pore: Bubinga, Pyramid Mahogany, Santos Rosewood, Burl Walnut, Birdseye Maple, Macassar, Madronna, Vavona, Wenge	83,699	79,598
130		52	Polished, Satin, Open-pore Amboyna	88,999	84,598
<b>Grands</b>					
155	5	1	Satin and Polished Ebony	105,299	97,852
155	5	1	Satin and Polished White, other colors	118,299	109,798
155	5	1	Polished, Satin, Open-pore: Walnut, Cherry, Mahogany, Pomele	126,499	114,598
155	5	1	Polished , Satin, Open-pore: Bubinga, Pyramid Mahogany, Santos Rosewood, Burl Walnut, Birdseye Maple, Macassar, Madronna, Vavona, Wenge	133,899	124,198
155	5	1	Polished, Satin, Open-pore Amboyna	141,799	131,398
155	5	1	Chrome: Satin and Polished Ebony	119,599	110,998
170CS	5	8	Conservatory Satin Ebony	99,999	93,198
170	5	8	Satin and Polished Ebony	112,499	108,998
170	5	8	Satin and Polished White, other colors	124,999	120,998
170	5	8	Polished, Satin, Open-pore: Walnut, Cherry, Mahogany, Pomele	130,899	126,598
170	5	8	Polished , Satin, Open-pore: Bubinga, Pyramid Mahogany, Santos Rosewood, Burl Walnut, Birdseye Maple, Macassar, Madronna, Vavona, Wenge	141,699	136,998
170	5	8	Polished, Satin, Open-pore Amboyna	149,999	144,998
170	5	8	Chrome Satin and Polished Ebony	137,899	120,398
170	5	8	Johann Strauss: Satin and Polished Ebony w/Maple	153,999	130,598
170	5	8	Johann Strauss: Satin Cherry; Liszt: Polished Vavona; Senator: Polished Pyramid Mahogany	168,599	148,398
170	5	8	Chopin, Louis XVI: Satin Pommele	193,549	170,998
170	5	8	Baroque: Light Satin Ivory; Vienna: Polished Amboyna	202,799	183,398
170	5	8	Artisan Satin and Polished	271,149	237,998
185CS	6	1	Conservatory Satin Ebony	106,249	98,798
185	6	1	Satin and Polished Ebony	119,199	112,998
185	6	1	Satin and Polished White, other colors	130,899	123,998
185	6	1	Polished, Satin, Open-pore: Walnut, Cherry, Mahogany, Pomele	137,999	130,798
185	6	1	Polished , Satin, Open-pore: Bubinga, Pyramid Mahogany, Santos Rosewood, Burl Walnut, Birdseye Maple, Macassar, Madronna, Vavona, Wenge	149,599	141,598
185	6	1	Polished, Satin, Open-pore Amboyna	157,899	149,398
185	6	1	Chrome: Satin and Polished Ebony	145,199	124,198
185	6	1	Johann Strauss: Satin and Polished Ebony w/Maple	160,299	133,398
185	6	1	Edge: Satin and Polished Ebony	178,499	153,598
185	6	1	Johann Strauss: Satin Cherry; Liszt: Polished Vavona; Senator: Polished Pyramid Mahogany	174,499	153,598
185	6	1	Chopin, Louis XVI: Satin Pommele	199,999	176,198
185	6	1	Baroque: Satin Light Ivory; Vienna: Polished Amboyna	206,699	186,798
185	6	1	Porsche Design: Diamond Black Metallic Gloss	220,999	204,398
185	6	1	Artisan Satin and Polished	279,549	245,598
200CS	6	7	Conservatory Satin Ebony	110,699	104,998
200	6	7	Satin and Polished Ebony	128,799	121,998
200	6	7	Satin and Polished White, other colors	142,999	135,398
200	6	7	Polished, Satin, Open-pore: Walnut, Cherry, Mahogany, Pomele	150,999	142,998
200	6	7	Polished , Satin, Open-pore: Bubinga, Pyramid Mahogany, Santos Rosewood, Burl Walnut, Birdseye Maple, Macassar, Madronna, Vavona, Wenge	163,799	154,998

\*See pricing explanation on page 205.

Model	Feet	Inches	Description	MSRP*	SMP*
<b>BÖSENDORFER (continued)</b>					
200	6	7	Chrome Satin and Polished Ebony	145,596	120,744
200	6	7	Polished, Satin, Open-pore Amboyna	172,399	162,998
200	6	7	Chrome: Satin and Polished Ebony	153,999	134,598
200	6	7	Johann Strauss: Satin and Polished Ebony w/Maple	159,999	143,398
200	6	7	Klimt Polished Ebony	159,999	144,798
200	6	7	Beethoven Polished Ebony	168,899	150,198
200	6	7	Edge: Satin and Polished Ebony	189,999	167,798
200	6	7	Johann Strauss: Satin Cherry; Liszt: Polished Vavona, Senator: Polished Pyramid Mahogany	189,999	167,798
200	6	7	Hummingbirds: Polished Ebony and Maple	196,699	172,998
200	6	7	Chopin, Louis XVI: Satin Pommele	218,899	192,198
200	6	7	Baroque: Satin Light Ivory; Vienna: Polished Amboyna	224,999	203,998
200	6	7	Artisan Satin and Polished	304,999	268,398
214CS	7		Conservatory Satin Ebony	117,999	112,798
214	7		Satin and Polished Ebony	147,399	133,598
214	7		Satin and Polished White, other colors	159,999	144,798
214	7		Polished, Satin, Open-pore: Walnut, Cherry, Mahogany, Pomele	172,899	156,598
214	7		Polished, Satin, Open-pore: Bubinga, Pyramid Mahogany, Santos Rosewood, Burl Walnut, Birdseye Maple, Macassar, Madronna, Vavona, Wenge	186,999	169,398
214	7		Polished, Satin, Open-pore Amboyna	197,299	178,598
214	7		Chrome Satin and Polished Ebony	165,599	147,198
214	7		Johann Strauss: Satin and Polished Ebony w/Maple	173,499	154,398
214	7		Beethoven Polished Ebony	183,799	163,398
214	7		Edge: Satin and Polished Ebony	204,899	183,398
214	7		Johann Strauss: Satin Cherry; Liszt: Polished Vavona; Senator: Polished Pyramid Mahogany	204,899	183,398
214	7		Chopin, Louis XVI: Satin Pomele	234,999	210,598
214	7		Baroque: Satin Light Ivory; Vienna: Polished Amboyna	244,899	221,398
214	7		Porsche Design: Diamond Black Metallic Gloss	272,699	246,398
214	7		Audi Design Polished Ebony	333,849	298,398
214	7		Artisan Satin and Polished	333,849	298,398
225	7	4	Satin and Polished Ebony	163,499	151,398
225	7	4	Satin and Polished White, other colors	183,599	166,198
225	7	4	Polished, Satin, Open-pore: Walnut, Cherry, Mahogany, Pomele	195,999	177,398
225	7	4	Polished, Satin, Open-pore: Bubinga, Pyramid Mahogany, Santos Rosewood, Burl Walnut, Birdseye Maple, Macassar, Madronna, Vavona, Wenge	211,599	191,398
225	7	4	Polished, Satin, Open-pore Amboyna	224,299	202,798
225	7	4	Chrome Satin and Polished Ebony	187,999	163,798
225	7	4	Johann Strauss: Satin and Polished Ebony w/Maple	193,899	172,998
225	7	4	Johann Strauss: Satin Cherry; Liszt: Polished Vavona; Senator: Polished Pyramid Mahogany	236,599	207,798
225	7	4	Chopin, Louis XVI: Satin Pomele	272,849	239,398
225	7	4	Baroque: Satin Light Ivory; Vienna: Polished Amboyna	284,499	256,798
225	7	4	Artisan Satin and Polished	379,999	333,198
280	9	2	Satin and Polished Ebony	214,999	198,798
280	9	2	Satin and Polished White, other colors	236,599	218,598
280	9	2	Polished, Satin, Open-pore: Walnut, Cherry, Mahogany, Pomele	256,999	232,998
280	9	2	Polished, Satin, Open-pore: Bubinga, Pyramid Mahogany, Santos Rosewood, Burl Walnut, Birdseye Maple, Macassar, Madronna, Vavona, Wenge	278,249	252,198
280	9	2	Polished, Satin, Open-pore Amboyna	292,249	265,998
280	9	2	Johann Strauss: Satin and Polished Ebony w/Maple	264,999	230,998
280	9	2	Johann Strauss: Satin Cherry; Liszt: Polished Vavona; Senator: Polished Pyramid Mahogany	310,499	273,198
280	9	2	Chopin, Louis XVI: Satin Pomele	357,699	313,598
280	9	2	Baroque: Satin Light Ivory; Vienna: Polished Amboyna	369,149	332,798

\*See pricing explanation on page 205.



Model	Feet	Inches	Description	MSRP*	SMP*
<b>BÖSENDORFER (continued)</b>					
280	9	2	Porsche Design: Diamond Black Metallic Gloss	406,999	366,798
280	9	2	Artisan Satin and Polished	451,599	395,598
290	9	6	Satin and Polished Ebony	250,499	226,198
290	9	6	Satin and Polished White, other colors	272,799	248,598
290	9	6	Polished, Satin, Open-pore: Walnut, Cherry, Mahogany, Pomele	301,699	264,998
290	9	6	Polished, Satin, Open-pore: Bubinga, Pyramid Mahogany, Santos Rosewood, Burl Walnut, Birdseye Maple, Macassar, Madronna, Vavona, Wenge	328,499	286,798
290	9	6	Polished, Satin, Open-pore Amboyna	344,599	302,398
290	9	6	Johann Strauss: Satin and Polished Ebony w/Maple	297,399	258,398
290	9	6	Johann Strauss: Satin Cherry; Liszt: Polished Vavona; Senator: Polished Pyramid Mahogany	354,499	310,798
290	9	6	Chopin, Louis XVI: Satin Pommele	406,999	356,598
290	9	6	Baroque: Satin Light Ivory; Vienna: Polished Amboyna	419,999	378,598
290	9	6	Artisan Satin and Polished	514,999	449,798
170-280			CEUS, add	90,500	90,500
290			CEUS, add	93,000	93,000
200			Disklavier E3, add	19,999	19,999

## BOSTON

Boston MSRP is the price at the New York retail store.

### Verticals

UP-118E PE	46		Satin and Polished Ebony	11,600	11,600
UP-118E PE	46		Polished Mahogany	13,400	13,400
UP-118E PE	46		Satin and Polished Walnut	13,400	13,400
UP-118S PE	46		Satin Black Oak/Honey Oak	7,600	7,600
UP-118S PE	46		Satin Mahogany	9,100	9,100
UP-126E PE	50		Polished Ebony	13,900	13,900
UP-126E PE	50		Polished Mahogany	16,100	16,100
UP-132E PE	52		Polished Ebony	15,400	15,400

### Grands

GP-156 PE	5	1	Satin and Polished Ebony	21,100	21,100
GP-163 PE	5	4	Satin and Polished Ebony	25,800	25,800
GP-163 PE	5	4	Satin and Polished Mahogany	28,200	28,200
GP-163 PE	5	4	Satin and Polished Walnut	28,600	28,600
GP-163 PE	5	4	Polished White	31,800	31,800
GP-178 PE	5	10	Satin and Polished Ebony	30,200	30,200
GP-178 PE	5	10	Satin and Polished Mahogany	32,600	32,600
GP-178 PE	5	10	Satin and Polished Walnut	33,100	33,100
GP-193 PE	6	4	Satin and Polished Ebony	39,200	39,200
GP-215 PE	7	1	Satin and Polished Ebony	51,400	51,400

\*See pricing explanation on page 205.

<i>Model</i>	<i>Feet</i>	<i>Inches</i>	<i>Description</i>	<i>MSRP*</i>	<i>SMP*</i>
<b>BRODMANN</b>					
<b>Verticals</b>					
CE 118		46	Polished Ebony	6,890	5,580
PE 116		45	Polished Ebony	7,770	6,180
PE 121		47	Polished Ebony	8,670	6,780
PE 121		47	Polished Mahogany/Walnut	9,570	7,380
PE 121		47	Polished White	9,870	7,580
PE 123C		48	Italian Provincial Satin Walnut	9,870	7,580
PE 123M/W		48	French Provincial Polished Mahogany/Walnut	9,870	7,580
PE 125		48	Polished Ebony	9,570	7,380
PE 130		52	Polished Ebony	11,375	10,100
AS 132		52	Polished Ebony	19,975	16,980
<b>Grands</b>					
CE 148	4	11	Polished Ebony	16,500	12,000
CE 175	5	9	Polished Ebony	19,500	14,000
PE 150	4	11	Polished Ebony	20,070	14,380
PE 162	5	4	Polished Ebony	23,070	16,380
PE 162	5	4	Polished Mahogany/Walnut	25,770	18,180
PE 162	5	4	Polished White	24,870	17,580
PE 162	5	4	Polished Bubinga	26,070	18,380
PE 162	5	4	Polished Two Tone (Ebony/Bubinga)	26,070	18,380
PE 162	5	4	Strauss Polished Ebony	25,470	17,980
PE 162	5	4	Strauss Polished Two Tone (Ebony/Bubinga)	26,070	18,380
PE 187	6	2	Polished Ebony	26,370	18,580
PE 187	6	2	Polished Mahogany/Walnut	29,070	20,380
PE 187	6	2	Polished White	28,470	19,980
PE 187	6	2	Polished Bubinga	29,970	20,980
PE 187	6	2	Polished Two Tone (Ebony/Bubinga)	27,270	19,180
PE 187	6	2	Strauss Polished Ebony	28,470	19,980
PE 187	6	2	Strauss Polished White	32,970	22,980
PE 187	6	2	Strauss Polished Two Tone (Ebony/Bubinga)	29,370	20,580
PE 187C	6	2	Senator Walnut	35,970	24,980
PE 212	7		Polished Ebony	41,970	28,980
PE 228	7	5	Polished Ebony	53,970	36,980
AS 188	6	2	Polished Ebony	53,970	36,980
AS 211	6	11	Polished Ebony	68,970	46,980
AS 227	7	4	Polished Ebony	77,970	52,980
AS 275	9		Polished Ebony	107,475	86,980

### **BURGER & JACOBI**

#### **Verticals**

BJ-U118		44	Polished Ebony	11,255	11,255
BJ-U118		44	Polished Mahogany/Walnut	12,170	12,170
BJ-U118		44	Polished White	12,737	12,737
BJ-U125		49	Polished Ebony	14,500	14,500
BJ-U131		50	Polished Ebony	19,250	19,250

#### **Grands**

BJ-G1S	5	5	Polished Ebony	32,645	32,645
BJ-G1S	5	5	Polished White	34,500	34,500
BJ-G2S	6	1	Polished Ebony	39,695	39,695
BJ-G3S	6	8	Polished Ebony	74,800	74,800
BJ-G3 Majestic	9		Polished Ebony	109,700	109,700

**CABLE, HOBART M. — see Welkin Sound**

\*See pricing explanation on page 205.

<i>Model</i>	<i>Feet Inches</i>	<i>Description</i>	<i>MSRP*</i>	<i>SMP*</i>
<b>CABLE-NELSON</b>				
<b>Verticals</b>				
CN 116	45	Polished Ebony	4,399	4,399
CN 216	45	Satin Walnut	4,499	4,499
<b>Grands</b>				
CN 151	5	Polished Ebony	9,399	9,399

**CHASE, A.B. — see Everett**

**CLINE**

<b>Verticals</b>				
CL118	46.5	Polished Ebony		5,500
CL118	46.5	Satin Walnut		5,600
CL121C	48	Polished Ebony		5,800
CL121	48	Polished Mahogany/Walnut w/Detail Trim		5,900

**CRISTOFORI**

<b>Verticals</b>					
CRV425	42.5	Continental Polished Ebony	3,569	3,569	
CRV430	43	French Provincial Satin Cherry	4,715	4,715	
CRV430	43	Mediterranean Satin Oak	4,409	4,409	
CRV450S	45	Satin Ebony	5,765	5,093	
CRV450S	45	Satin Walnut	5,765	4,988	
CRV450S	45	Satin Oak	5,765	5,093	
CRV480	48	Polished Ebony	6,605	6,038	
CRV480	48	Polished Mahogany	6,815	6,248	
<b>Grands</b>					
CRG48	4	8	Polished Ebony	7,865	7,865
CRG48	4	8	Polished Mahogany	8,390	8,390
CRG410	4	10	Satin Ebony	9,965	9,083
CRG410	4	10	Polished Ebony	9,965	8,768
CRG410	4	10	Polished Mahogany	10,490	9,188
CRG410	4	10	French Provincial Satin Cherry	11,015	9,608
CRG53	5	3	Satin Ebony	12,590	10,973
CRG53	5	3	Polished Ebony	12,590	10,658
CRG53	5	3	Satin Walnut/Mahogany	13,115	11,078
CRG53	5	3	Polished Walnut/Mahogany	13,115	11,078
CRG53	5	3	French Provincial Satin Cherry	14,165	11,498
CRG53	5	3	Polished Bubinga	14,375	11,498
CRG53	5	3	Polished White	13,115	11,078
CRG57	5	7	Satin Ebony	15,215	11,813
CRG57	5	7	Polished Ebony	15,215	11,498
CRG57	5	7	Satin Walnut/Mahogany	15,740	11,918
CRG57	5	7	Polished Walnut/Mahogany	15,740	11,918
CRG57	5	7	French Provincial Satin Cherry	16,790	12,338
CRG57	5	7	Polished Bubinga	17,105	12,338
CRG57	5	7	Polished White	15,740	11,918
CRG62	6	2	Satin Ebony	17,315	13,283
CRG62	6	2	Polished Ebony	17,315	12,968
CRG62	6	2	Polished Mahogany	18,155	13,388

\*See pricing explanation on page 205.

<i>Model</i>	<i>Feet</i>	<i>Inches</i>	<i>Description</i>	<i>MSRP*</i>	<i>SMP*</i>
<b>CUNNINGHAM</b>					
<b>Verticals</b>					
Liberty Console	44		Satin Ebony	4,690	4,690
Liberty Console	44		Polished Ebony	3,990	3,990
Liberty Console	44		Satin Mahogany	5,490	5,490
Liberty Console	44		Polished Mahogany	4,790	4,790
Studio Upright	50		Satin Ebony	10,690	10,690
Studio Upright	50		Polished Ebony	9,890	9,890
Studio Upright	50		Satin Mahogany	10,990	10,990
Studio Upright	50		Polished Mahogany	10,190	10,190
<b>Grands</b>					
Baby Grand	5		Satin Ebony	15,990	15,990
Baby Grand	5		Polished Ebony	15,190	15,190
Baby Grand	5		Satin Mahogany	16,690	16,690
Baby Grand	5		Polished Mahogany	15,890	15,890
Baby Grand	5		Heritage Victorian Polished Mahogany	26,490	26,490
Studio Grand	5	4	Satin Ebony	17,690	17,690
Studio Grand	5	4	Polished Ebony	16,890	16,890
Studio Grand	5	4	Satin Mahogany	18,390	18,390
Studio Grand	5	4	Polished Mahogany	17,590	17,590
Studio Grand	5	4	Heritage Victorian Polished Mahogany	28,290	28,290
Parlour Grand	5	10	Satin Ebony	20,990	20,990
Parlour Grand	5	10	Polished Ebony	20,190	20,190
Parlour Grand	5	10	Satin Mahogany	21,590	21,590
Parlour Grand	5	10	Polished Mahogany	20,790	20,790
Parlour Grand	5	10	Heritage Victorian Polished Mahogany	30,990	30,990
Chamber Grand	7		Satin Ebony	36,690	36,690
Chamber Grand	7		Polished Ebony	35,790	35,790
Concert Grand	9		Satin Ebony	61,990	61,990
Concert Grand	9		Polished Ebony	60,990	60,990

**DISKLAVIER** — see Yamaha; see also Bösendorfer

### **ESSEX**

Essex MSRP is the price at the New York retail store.

#### **Verticals**

EUP-108C	42		Continental Polished Ebony	4,790	4,790
EUP-111E	44		Polished Ebony	5,590	5,590
EUP-111E	44		Polished Sapele Mahogany	5,990	5,920
EUP-116E	45		Polished Ebony	6,490	6,240
EUP-116E	45		Polished Walnut/Sapele Mahogany	6,790	6,340
EUP-116E	45		Polished White	6,990	6,480
EUP-116FC	45		French Country Satin Lustre Cherry	6,590	6,340
EUP-116CT	45		Contemporary Satin Lustre Sapele Mahogany	6,990	6,600
EUP-116IP	45		Italian Provincial Satin LustreWalnut	6,590	6,590
EUP-116QA	45		Queen Anne Satin Lustre Cherry	6,590	6,590
EUP-116ST	45		Sheraton Traditional Satin Lustre Sapele Mahogany	6,590	6,590
EUP-116EC	45		English Country Satin Lustre Walnut	6,990	6,820
EUP-116ET	45		English Traditional Satin Lustre Sapele Mahogany	6,990	6,820
EUP-116FF	45		Formal French Satin Lustre Brown Cherry	6,990	6,820
EUP-116FF	45		Formal French Satin Lustre Red Cherry	6,990	6,820
EUP-123E	48		Satin Ebony w/Chrome Hardware	7,690	7,260
EUP-123E	48		Polished Ebony	6,990	6,720
EUP-123E	48		Polished Ebony w/Chrome Hardware	7,090	6,820
EUP-123E	48		Satin Sapele Mahogany	7,490	6,940
EUP-123E	48		Polished Sapele Mahogany	7,490	6,820

\*See pricing explanation on page 205.

Model	Feet	Inches	Description	MSRP*	SMP*
<b>ESSEX (continued)</b>					
EUP-123E	48		Satin Walnut	7,490	6,820
EUP-123CL	48		French Satin Sapele Mahogany	7,990	7,420
EUP-123FL	48		Empire Satin Walnut	7,990	7,420
EUP-123FL	48		Empire Satin Sapele Mahogany	7,990	7,420
EUP-123S	48		Institutional Studio Polished Ebony	6,490	6,490

#### Grands

EGP-155	5	1	Satin and Polished Ebony	12,800	12,800
EGP-155	5	1	Polished and Satin Lustre Sapele Mahogany	13,600	13,600
EGP-155	5	1	Polished Kewazinga Bubinga	15,200	14,560
EGP-155	5	1	Polished White	16,200	14,560
EGP-155F	5	1	French Provincial Satin Lustre Brown Cherry	16,300	16,300
EGP-173	5	8	Satin Lustre and Polished Ebony	16,400	16,400
EGP-173	5	8	Polished Sapele Mahogany	17,400	17,400
EGP-173F	5	8	French Provincial Satin Lustre Brown Cherry	19,100	19,100

#### ESTONIA

The Estonia factory can make custom-designed finishes with exotic veneers; prices upon request.

Prices here include Jansen adjustable artist benches.

#### Grands

L168	5	6	Satin and Polished Ebony	41,715	36,433
L168	5	6	Satin and Polished Mahogany/Walnut/White	45,125	38,943
L168	5	6	Polished Kewazinga Bubinga	48,948	42,572
L168	5	6	Polished Pyramid Mahogany	54,165	47,344
L168	5	6	Hidden Beauty Polished Ebony w/Bubinga	46,165	40,457
L190	6	3	Satin and Polished Ebony	51,228	43,453
L190	6	3	Satin and Polished Mahogany/Walnut/White	54,569	47,698
L190	6	3	Polished Pyramid Mahogany	65,143	54,456
L190	6	3	Polished Santos Rosewood	65,143	54,137
L190	6	3	Polished Kewazinga Bubinga	58,750	51,219
L190	6	3	Hidden Beauty Polished Ebony w/Bubinga	53,877	46,847
L210	6	10	Satin and Polished Ebony	60,287	53,423
L210	6	10	Satin and Polished Mahogany/Walnut/White	66,315	58,665
L210	6	10	Satin and Polished Pyramid Mahogany	75,358	66,529
L210	6	10	Polished Kewazinga Bubinga	71,140	62,861
L210	6	10	Hidden Beauty Polished Ebony w/Bubinga	64,030	56,678
L225	7	4	Satin and Polished Ebony	75,894	66,995
L225	7	4	Satin and Polished Mahogany/Walnut/White	81,645	71,996
L225	7	4	Satin and Polished Pyramid Mahogany	90,625	78,790
L225	7	4	Polished Kewazinga Bubinga	82,000	72,304
L225	7	4	Hidden Beauty Polished Ebony w/Bubinga	80,605	71,091
L274	9		Satin and Polished Ebony	121,060	92,898
L274	9		Satin and Polished Mahogany/Walnut	132,790	103,211
L274	9		Polished Pyramid Mahogany	137,385	125,488
L274	9		Satin and Polished White	124,930	100,940

\*See pricing explanation on page 205.

Model	Feet	Inches	Description	MSRP*	SMP*
<b>EVERETT</b>					
<b>Verticals</b>					
EV-112		44	Continental Polished Ebony		4,580
EV-112		44	Continental Polished Mahogany		4,700
EV-113		45	Polished Ebony		4,780
EV-113		45	Polished Mahogany		4,900
EV-115CB		45	Chippendale Polished Mahogany		5,100
EV-121		48	Polished Ebony		5,380
EV-121		48	Polished Mahogany		5,500
<b>Grands</b>					
EV-146	4	9	Polished Ebony		8,980
EV-146	4	9	Polished Mahogany/White		9,480
EV-152	5		Polished Ebony		9,780
EV-152	5		Polished Mahogany/Sapele		10,280
EV-165	5	5	Polished Ebony		10,780
EV-165	5	5	Polished Mahogany/Walnut		11,280
EV-185	6	1	Polished Ebony		12,980

**Falcone — see Welkin Sound**

### **FANDRICH & SONS**

These are the prices on the Fandrich & Sons website. Other finishes available at additional cost. See website for details.

#### **Verticals**

130-V		51	Polished Ebony	12,350	12,350
-------	--	----	----------------	--------	--------

#### **Grands**

170-S	5	7	Polished Ebony	19,690	19,690
188-S	6	2	Polished Ebony	23,290	23,290
212-S	7		Polished Ebony	35,390	35,390
212-E	7		Polished Ebony	36,890	36,890

### **FAZIOLI**

Fazioli is willing to make custom-designed cases with exotic veneers, marquetry, and other embellishments.

Prices on request to Fazioli.

#### **Grands**

F156	5	2	Satin and Polished Ebony	128,000	128,000
F183	6		Satin and Polished Ebony	128,000	128,000
F212	6	11	Satin and Polished Ebony	143,000	143,000
F228	7	6	Satin and Polished Ebony	160,000	160,000
F278	9	2	Satin and Polished Ebony	214,000	214,000
F308	10	2	Satin and Polished Ebony	234,000	234,000

### **FEURICH**

#### **Verticals**

115		45.5	Polished Ebony	6,200	5,900
122		48	Polished Ebony	7,100	6,800

#### **Grands**

178/179	5	10	Polished Ebony	20,600	19,400
218	7	2	Polished Ebony	34,200	32,600

\*See pricing explanation on page 205.

<i>Model</i>	<i>Feet</i>	<i>Inches</i>	<i>Description</i>	<i>MSRP*</i>	<i>SMP*</i>
<b>FÖRSTER, AUGUST</b>					
Prices do not include bench. Euro = \$1.30					
<b>Verticals</b>					
116 C	46		Chippendale Polished Ebony	30,556	
116 C	46		Chippendale Satin Mahogany	29,027	
116 C	46		Chippendale Polished Mahogany	31,102	
116 C	46		Chippendale Satin Walnut	30,392	
116 C	46		Chippendale Polished Walnut	32,494	
116 D	46		Continental Polished Ebony	22,339	
116 D	46		Continental Satin Mahogany/Beech/Alder	22,994	
116 D	46		Continental Polished Mahogany	22,994	
116 D	46		Continental Satin Walnut/Pear/Oak/Cherry	24,413	
116 D	46		Continental Polished Walnut/Pear/Oak/Cherry	24,413	
116 D	46		Continental Polished White	24,031	
116 E	46		Polished Ebony	25,942	
116 E	46		Satin Mahogany/Beech/Alder	26,515	
116 E	46		Polished Mahogany/Beech/Alder	26,515	
116 E	46		Satin Walnut/Oak/Cherry/Pear	27,880	
116 E	46		Polished Walnut/Oak/Cherry/Pear	27,880	
116 E	46		Polished White	27,471	
125 F	49		Polished Ebony	29,655	
125 G	49		Polished Ebony	29,082	
125 G	49		Satin Mahogany/Beech/Alder	29,682	
125 G	49		Polished Mahogany/Beech/Alder	29,682	
125 G	49		Satin Walnut/Oak/Cherry/Pear	31,648	
125 G	49		Polished Walnut/Oak/Cherry/Pear	31,648	
125 G	49		Polished White	30,610	
134 K	53		Polished Ebony	43,005	
<b>Grands</b>					
170	5	8	Polished Ebony	60,429	
170	5	8	Satin and Polished Walnut	63,814	
170	5	8	Satin and Polished Mahogany	61,630	
170	5	8	Polished White	63,869	
170	5	8	Classik Polished Ebony	68,865	
170	5	8	Classik Polished Walnut	78,584	
170	5	8	Classik Polished Mahogany	73,260	
170	5	8	Classik Polished White	72,741	
170	5	8	Chippendale Open-Pore Walnut	97,120	
170	5	8	Antik Open-Pore Walnut	116,585	
190	6	4	Polished Ebony	67,718	
190	6	4	Satin and Polished Walnut	70,940	
190	6	4	Satin and Polished Mahogany	68,783	
190	6	4	Polished White	70,885	
190	6	4	Classik Polished Ebony	75,963	
190	6	4	Classik Polished Mahogany	80,413	
190	6	4	Classik Polished Walnut	85,709	
190	6	4	Classik Polished White	79,894	
190	6	4	Chippendale Open-Pore Walnut	104,218	
190	6	4	Antik Open-Pore Walnut	130,809	
215	7	2	Polished Ebony	77,574	
275	9	1	Polished Ebony	142,302	

\*See pricing explanation on page 205.

<i>Model</i>	<i>Feet</i>	<i>Inches</i>	<i>Description</i>	<i>MSRP*</i>	<i>SMP*</i>
<b>GROTRIAN</b>					
<i>Prices do not include bench. Other woods available on request. Euro = \$1.30</i>					
<b>Verticals</b>					
Friedrich Grotrian Studio 110	43.5		Satin Ebony	16,286	16,286
Friedrich Grotrian Studio 110	43.5		Satin White	16,598	16,598
Friedrich Grotrian	43.5		Polished Ebony	19,023	19,023
Friedrich Grotrian	43.5		Open-pore Walnut	19,023	19,023
Cristal	44		Continental Satin Ebony	22,018	22,018
Cristal	44		Continental Polished Ebony	23,166	23,166
Cristal	44		Continental Open-pore Walnut	23,166	23,166
Cristal	44		Continental Polished Walnut/White	25,203	25,203
Contour	45		Polished Ebony	25,026	25,026
Contour	45		Open-pore Walnut	25,026	25,026
Contour	45		Polished Walnut/White	27,150	27,150
Canto	45		Satin Ebony	25,007	25,007
Canto	45		Polished Ebony	26,071	26,071
Canto	45		Open-pore Walnut	26,071	26,071
Carat	45.5		Polished Ebony	29,007	29,007
Carat	45.5		Open-pore Walnut	29,007	29,007
Carat	45.5		Polished Walnut/White	31,397	31,397
College	48		Satin Ebony	31,746	31,746
College	48		Polished Ebony	33,072	32,938
College	48		Open-pore Walnut	33,072	32,938
Classic	49		Polished Ebony	39,090	38,204
Classic	49		Open-pore Walnut	39,090	38,204
Classic	49		Polished Walnut/White	42,629	41,300
Concertino	52		Polished Ebony	48,865	46,757
Concertino	52		Open-pore Walnut	48,865	46,757
<b>Grands</b>					
Chambre	5	5	Satin Ebony	71,757	68,787
Chambre	5	5	Polished Ebony	79,189	75,290
Chambre	5	5	Open-pore Walnut	79,189	75,290
Chambre	5	5	Polished Walnut/White	86,621	81,793
Cabinet	6	3	Satin Ebony	83,969	79,472
Cabinet	6	3	Polished Ebony	92,992	87,368
Cabinet	6	3	Studio Lacquer Ebony	62,253	60,472
Cabinet	6	3	Open-pore Walnut	92,992	87,368
Cabinet	6	3	Polished Walnut/White	101,665	94,957
Charis	6	10	Satin Ebony	98,367	92,071
Charis	6	10	Polished Ebony	108,773	101,176
Charis	6	10	Studio Lacquer Ebony	79,207	75,307
Charis	6	10	Open-pore Walnut	108,773	101,176
Concert	7	4	Satin Ebony	116,894	108,282
Concert	7	4	Polished Ebony	131,929	121,438
Concert	7	4	Open-pore Walnut	131,929	121,438
Concert Royal	9	1	Polished Ebony	176,296	160,259
Concert Royal	9	1	Open-pore Walnut	176,296	160,259
All models			Chippendale/Empire, add	3,900	3,900
All models			CS Style, add	4,550	4,550
All models			Rococo, add	14,000	14,000

\*See pricing explanation on page 205.



<i>Model</i>	<i>Feet Inches</i>	<i>Description</i>	<i>MSRP*</i>	<i>SMP*</i>
<b>HAESSLER</b>				
Prices do not include bench.				
<b>Verticals</b>				
H 115	45	Polished Ebony	21,482	20,529
H 115	45	Satin Mahogany/Walnut	21,922	20,929
H 115	45	Polished Cherry	36,911	34,555
H 115	45	Satin Oak/Beech	22,802	21,729
H 115	45	Polished White	22,362	21,329
H 115	45	Polished Mahogany w/Vavona Inlay	36,911	34,555
H 115	45	Polished Cherry and Yew	36,911	34,555
H 118	47	Polished Ebony	23,683	22,530
H 118	47	Satin Mahogany/Walnut	24,783	23,530
H 118	47	Polished Mahogany/Walnut	28,745	27,132
H 118	47	Satin Cherry	25,223	23,930
H 118	47	Polished Cherry	29,185	27,532
H 118	47	Satin Oak/Beech	23,507	22,370
H 118	47	Polished White	25,884	24,531
H 118	47	Polished Bubinga	29,405	27,732
H 118	47	Satin Mahogany w/Vavona Inlay	26,544	25,131
H 118	47	Polished Mahogany w/Vavona Inlay	30,066	28,333
H 118	47	Polished Burl Walnut	29,846	28,133
H 118	47	Satin Burl Walnut w/Walnut Inlay	26,544	25,131
H 118	47	Polished Burl Walnut w/Walnut Inlay	30,066	28,333
H 118	47	Satin Cherry and Yew	26,632	25,211
H 118	47	Polished Cherry and Yew	30,066	28,333
H 124	49	Polished Ebony	25,884	24,531
H 124	49	Satin Mahogany/Walnut	26,852	25,411
H 124	49	Polished Mahogany/Walnut	30,946	29,133
H 124	49	Satin Cherry	26,984	25,531
H 124	49	Polished Cherry	31,386	29,533
H 124	49	Satin Oak/Beech	26,764	25,331
H 124	49	Polished White	28,085	26,532
H 124	49	Polished Bubinga	31,606	29,733
H 124	49	Polished Pyramid Mahogany	34,996	32,815
H 124	49	Satin Mahogany w/Vavona Inlay	28,305	26,732
H 124	49	Polished Mahogany w/Vavona Inlay	33,367	31,334
H 124	49	Polished Burl Walnut	34,556	32,415
H 124	49	Satin Burl Walnut w/Walnut Inlay	28,305	26,732
H 124	49	Polished Burl Walnut w/Walnut Inlay	33,367	31,334
H 124	49	Satin Cherry and Yew	28,305	26,732
H 124	49	Polished Cherry and Yew	34,556	32,415
K 124	49	Polished Ebony	27,997	26,452
K 124	49	Satin Mahogany/Walnut	28,965	27,332
K 124	49	Polished Mahogany/Walnut	33,059	31,054
K 124	49	Satin Cherry	29,097	27,452
K 124	49	Polished Cherry	33,499	31,454
K 124	49	Satin Oak/Beech	28,877	27,252
K 124	49	Polished White	30,198	28,453
K 124	49	Polished Bubinga	33,719	31,654
K 124	49	Polished Pyramid Mahogany	37,109	34,735
K 124	49	Satin Mahogany w/Vavona Inlay	30,418	28,653
K 124	49	Polished Mahogany w/Vavona Inlay	35,480	33,255
K 124	49	Polished Burl Walnut	36,669	34,335
K 124	49	Satin Burl Walnut w/Walnut Inlay	30,418	28,653
K 124	49	Polished Burl Walnut w/Walnut Inlay	35,480	33,255
K 124	49	Satin Cherry and Yew	30,418	28,653
K 124	49	Polished Cherry and Yew	36,669	34,335
H 132	52	Polished Ebony	28,965	27,332

\*See pricing explanation on page 205.

<i>Model</i>	<i>Feet</i>	<i>Inches</i>	<i>Description</i>	<i>MSRP*</i>	<i>SMP*</i>
<b>HAESSLER (continued)</b>					
H 132	52		Satin Mahogany/Walnut	29,405	27,732
H 132	52		Polished Mahogany/Walnut	33,807	31,734
H 132	52		Satin Cherry	30,726	28,933
H 132	52		Polished Cherry	34,248	32,135
H 132	52		Polished White	31,166	29,333
H 132	52		Polished Bubinga	34,688	32,535
H 132	52		Palisander Rosewood	36,669	34,335
H 132	52		Polished Pyramid Mahogany	37,549	35,135
H 132	52		Satin Mahogany w/Vavona Inlay	32,267	30,334
H 132	52		Polished Mahogany w/Vavona Inlay	36,669	34,335
H 132	52		Polished Burl Walnut	36,669	34,335
H 132	52		Satin Burl Walnut w/Walnut Inlay	32,267	30,334
H 132	52		Polished Burl Walnut w/Walnut Inlay	36,669	34,335
H 132	52		Satin Cherry and Yew	32,267	30,334
H 132	52		Polished Cherry and Yew	36,669	34,335
K 132	52		Polished Ebony	31,914	30,013
K 132	52		Satin Mahogany/Walnut	32,355	30,414
K 132	52		Polished Mahogany/Walnut	36,757	34,415
K 132	52		Satin Cherry	33,675	31,614
K 132	52		Polished Cherry	37,197	34,815
K 132	52		Polished White	34,115	32,014
K 132	52		Polished Bubinga	37,637	35,215
K 132	52		Palisander Rosewood	39,618	37,016
K 132	52		Polished Pyramid Mahogany	40,498	37,816
K 132	52		Satin Mahogany w/Vavona Inlay	35,216	33,015
K 132	52		Polished Mahogany w/Vavona Inlay	39,618	37,016
K 132	52		Polished Burl Walnut	39,618	37,016
K 132	52		Satin Burl Walnut w/Walnut Inlay	35,216	33,015
K 132	52		Polished Burl Walnut w/Walnut Inlay	39,618	37,016
K 132	52		Satin Cherry and Yew	35,216	33,015
K 132	52		Polished Cherry and Yew	39,618	37,016
<b>Grands</b>					
H 175	5	8	Polished Ebony	74,471	68,701
H 175	5	8	Satin Mahogany/Walnut	80,056	73,778
H 175	5	8	Polished Mahogany/Walnut	87,579	80,617
H 175	5	8	Satin Cherry	79,386	73,169
H 175	5	8	Polished Cherry	89,627	82,479
H 175	5	8	Polished White	79,684	73,440
H 175	5	8	Polished Bubinga	91,266	83,969
H 175	5	8	Palisander Rosewood	95,771	88,065
H 175	5	8	Polished Pyramid Mahogany	100,277	92,161
H 175	5	8	Polished Mahogany w/Vavona Inlay	109,699	100,726
H 175	5	8	Polished Burl Walnut	97,820	89,927
H 175	5	8	Polished Burl Walnut w/Walnut Inlay	109,699	100,726
H 175	5	8	Satin Cherry and Yew	103,964	95,513
H 175	5	8	Polished Cherry and Yew	109,699	100,726
H 175	5	8	Classic Alexandra Polished Ebony	89,217	82,106
H 175	5	8	Classic Alexandra Polished Walnut	102,326	94,024
H 175	5	8	Classic Alexandra Burl Walnut	112,566	103,333
H 175	5	8	Classic Alexandra Palisander	110,518	101,471
H 175	5	8	Louis IV Satin White w/Gold	143,370	131,336
H 175	5	8	Satin and Polished Louis XV Mahogany	109,699	100,726
H 175	5	8	Ambassador Palisander	135,178	123,889
H 175	5	8	Ambassador Walnut	131,082	120,165
H 186	6	1	Polished Ebony	78,977	72,797
H 186	6	1	Satin Mahogany/Walnut	84,900	78,182

\*See pricing explanation on page 205.

<i>Model</i>	<i>Feet</i>	<i>Inches</i>	<i>Description</i>	<i>MSRP*</i>	<i>SMP*</i>
<b>HAESSLER (continued)</b>					
H 186	6	1	Polished Mahogany/Walnut	92,085	84,714
H 186	6	1	Satin Cherry	83,892	77,265
H 186	6	1	Polished Cherry	94,133	86,575
H 186	6	1	Polished White	84,505	77,823
H 186	6	1	Polished Bubinga	98,229	90,299
H 186	6	1	Palisander Rosewood	100,277	92,161
H 186	6	1	Polished Pyramid Mahogany	106,422	97,747
H 186	6	1	Polished Mahogany w/Vavona Inlay	114,205	104,823
H 186	6	1	Polished Burl Walnut	102,326	94,024
H 186	6	1	Polished Burl Walnut w/Walnut Inlay	114,205	104,823
H 186	6	1	Satin Cherry and Yew	99,458	91,416
H 186	6	1	Polished Cherry and Yew	114,205	104,823
H 186	6	1	Classic Alexandra Polished Ebony	93,723	86,203
H 186	6	1	Classic Alexandra Polished Walnut	106,831	98,119
H 186	6	1	Classic Alexandra Burl Walnut	117,072	107,429
H 186	6	1	Classic Alexandra Palisander	115,024	105,567
H 186	6	1	Louis IV Satin White w/Gold	147,467	135,061
H 186	6	1	Satin and Polished Louis XV Mahogany	114,205	104,823
H 186	6	1	Ambassador Palisander	147,467	135,061
H 186	6	1	Ambassador Walnut	143,370	131,336
H 210	6	10	Polished Ebony	91,962	84,602
H 210	6	10	Satin Mahogany/Walnut	98,859	90,872
H 210	6	10	Polished Mahogany/Walnut	108,798	99,907
H 210	6	10	Satin Cherry	99,950	91,864
H 210	6	10	Polished Cherry	110,518	101,471
H 210	6	10	Polished White	98,399	90,454
H 210	6	10	Polished Bubinga	112,157	102,961
H 210	6	10	Palisander Rosewood	120,759	110,781
H 210	6	10	Polished Pyramid Mahogany	126,903	116,366
H 210	6	10	Polished Mahogany w/Vavona Inlay	135,096	123,815
H 210	6	10	Polished Burl Walnut	118,711	108,919
H 210	6	10	Polished Burl Walnut w/Walnut Inlay	135,096	123,815
H 210	6	10	Satin Cherry and Yew	118,793	108,994
H 210	6	10	Polished Cherry and Yew	135,096	123,815
H 210	6	10	Classic Alexandra Polished Ebony	106,709	98,008
H 210	6	10	Classic Alexandra Polished Walnut	123,544	113,313
H 210	6	10	Classic Alexandra Burl Walnut	133,457	122,325
H 210	6	10	Classic Alexandra Palisander	135,506	124,187
H 210	6	10	Louis IV Satin White w/Gold	180,237	164,852
H 210	6	10	Satin and Polished Louis XV Mahogany	127,190	116,627
H 210	6	10	Ambassador Palisander	159,756	146,233
H 210	6	10	Ambassador Walnut	155,659	142,508

\*See pricing explanation on page 205.

<i>Model</i>	<i>Feet</i>	<i>Inches</i>	<i>Description</i>	<i>MSRP*</i>	<i>SMP*</i>
<b>HAILUN</b>					
<b>Verticals</b>					
HU116	45.5		Polished Ebony	8,374	6,583
HU1-P	48		Polished Ebony	9,069	7,046
HU1-P	48		Polished Mahogany/Walnut	9,734	7,489
HU1-PS	48		Polished Ebony with Nickel Trim	9,409	7,273
HU1-EP	48		Polished Ebony w/mahogany leg, fallboard, cheekblocks	9,764	7,510
HU5-P	50		Polished Ebony	10,104	7,736
HU5-P	50		Polished Mahogany/Walnut	10,414	7,942
HU7-P	52		Polished Ebony	13,796	10,198
<b>Vienna Premium Verticals</b>					
HU8	51		Vienna, Polished Ebony	16,135	11,757
<b>Grands</b>					
HG151	4	11.5	Polished Ebony	17,659	12,773
HG151	4	11.5	Polished Mahogany/Walnut	18,709	13,473
HG151C	4	11.5	Chippendale Polished Mahogany/Walnut	21,089	15,060
HG161	5	4	Polished Ebony	20,301	14,534
HG161	5	4	Polished Mahogany/Walnut	22,047	15,698
HG161G	5	4	Georgian Polished Mahogany/Walnut	24,457	17,305
HG178	5	10	Polished Ebony	24,349	17,233
HG178	5	10	Polished Mahogany/Walnut	25,415	17,944
HG178B	5	10	Baroque Polished Ebony w/Birds-Eye Maple Accents	27,253	19,169
HG198	6	5	Emerson, Polished Ebony	38,945	26,297
HG198	6	5	Emerson, Polished Mahogany/Walnut	39,570	27,380
HG218	7	2	Paulello, Polished Ebony	52,885	36,257
<b>Vienna Premium Grands</b>					
HG168	5	6	Vienna, Polished Ebony	39,585	27,389
HG180	5	11	Vienna, Polished Ebony	45,515	31,344
<b>HALLET, DAVIS &amp; CO.</b>					
<b>Heritage Collection Verticals</b>					
HC43R	43		Satin Cherry (Roung Leg)	6,280	4,590
HC43F	43		French Provincial Satin Cherry	6,280	4,590
H108	43		Continental Polished Ebony	5,195	3,990
H108	43		Continental Polished Mahogany	5,395	4,100
H117H	46		Polished Ebony	5,850	4,190
H117H	46		Polished Mahogany	6,050	4,300
H118F	46		Demi-Chippendale Polished Ebony	5,995	4,390
H118F	46		Demi-Chippendale Polished Mahogany	6,195	4,500
<b>Signature Collection Verticals</b>					
HS114E	45		Classic Studio Polished Mahogany/Walnut/Cherry	5,995	4,500
HS115EC	45		Chippendale Polished Ebony	6,795	4,500
HS115EC	45		Chippendale Polished Mahogany/Walnut	6,995	4,590
HS121S	48		Polished Ebony	8,475	4,990
HS121S	48		Polished Mahogany	8,675	5,100
HS123E	48		Polished Ebony	8,475	4,990
HS123E	48		Polished Mahogany/Walnut	8,675	5,100
HS125E	50		Polished Ebony	8,995	5,300
HS125E	50		Polished Mahogany	9,195	5,390
HS131YH	52		Polished Ebony	9,495	6,190
HS131YH	52		Polished Mahogany	9,995	6,300
HS132E	52		Polished Ebony	9,495	6,190
HS132E	52		Polished Mahogany	9,995	6,300

\*See pricing explanation on page 205.

<i>Model</i>	<i>Feet</i>	<i>Inches</i>	<i>Description</i>	<i>MSRP*</i>	<i>SMP*</i>
<b><i>HALLET, DAVIS &amp; CO. (continued)</i></b>					
<b>Heritage Collection Grands</b>					
H142C	4	7	Polished Ebony	12,995	8,790
H142C	4	7	Polished Mahogany	13,795	9,190
H142F	4	7	Queen Anne Polished Mahogany	14,495	9,590
<b>Signature Collection Grands</b>					
HS148	4	10	Polished Ebony	13,295	9,190
HS148	4	10	Polished Mahogany/Walnut/White	13,995	9,590
HS160	5	3	Satin Ebony	15,595	10,590
HS160	5	3	Polished Ebony	14,695	10,190
HS160	5	3	Polished Mahogany/Walnut/White	15,595	10,590
HS170	5	7	Satin Ebony	15,595	11,590
HS170	5	7	Polished Ebony	14,695	11,190
HS170	5	7	Polished Walnut/White	15,595	11,590
HS188	6	2	Satin Ebony	19,995	14,190
HS188	6	2	Polished Ebony	19,495	13,590
HS188	6	2	Polished Mahogany/Walnut	19,995	14,190
HS212	7		Polished Ebony	29,995	24,990
<b>Imperial Collection Grands</b>					
HD148B	4	10	Polished Ebony	14,995	10,990
HD148T	4	10	Designer Mahogany Two Tone	17,495	12,390
HD152B	5		Polished Ebony	17,195	11,790
HD152T	5		Designer Birds-Eye Maple Two Tone	19,195	13,190
HD165B	5	5	Polished Ebony	19,495	12,990
HD165B	5	5	Polished Walnut	20,995	13,990

***HARDMAN, PECK & CO.***

**Verticals**

R110S	44		Polished Ebony	5,495	4,090
R110S	44		Polished Mahogany	5,595	4,190
R45F	45		French Provincial Satin Cherry	6,695	4,790
R115LS	45		Polished Ebony	5,995	4,390
R115LS	45		Polished Mahogany	6,195	4,490
R116	46		School Polished Ebony	6,695	4,790
R116	46		School Satin Cherry	6,895	4,890
R117XK	46		Chippendale Polished Mahogany	6,695	4,790
RUE118H	46		Polished Ebony with Silver Hardware	6,695	4,790
R120LS	48		Polished Ebony	6,495	4,690
R120LS	48		Polished Mahogany	6,695	4,790
R132HA	52		Polished Ebony	9,495	6,390

**Grands**

R143S	4	8	Polished Ebony	13,695	8,790
R143S	4	8	Polished Mahogany	14,995	9,390
R143F	4	8	French Provincial Polished Mahogany	15,395	9,790
R150S	5		Polished Ebony	15,095	9,590
R150S	5		Polished Mahogany	15,795	9,990
R150SGE	5		Polished Ebony w/Chrome	16,495	10,390
R158S	5	3	Polished Ebony	16,095	10,190
R158S	5	3	Polished Mahogany	16,795	10,590
R158F	5	3	French Provincial Polished Mahogany	17,495	10,990
R168S	5	7	Polished Ebony	17,495	10,990
R168S	5	7	Polished Mahogany	18,195	11,390
R185S	6	1	Polished Ebony	20,295	12,590
R185S	6	1	Polished Mahogany	20,995	12,990

\*See pricing explanation on page 205.

<i>Model</i>	<i>Feet</i>	<i>Inches</i>	<i>Description</i>	<i>MSRP*</i>	<i>SMP*</i>
<b>HEINTZMAN &amp; CO.</b>					
<b>Heintzman Verticals</b>					
121DL	48		Satin Mahogany	7,995	7,380
123B	48.5		Polished Mahogany	8,795	7,580
123F	48.5		French Provincial Polished Mahogany	7,995	6,980
126C	50		Polished Ebony	8,795	7,600
126 Royal	50		Polished Ebony	9,795	8,200
132D	52		Polished Mahogany, Decorative Panel	11,795	8,980
132E	52		French Provincial Polished Ebony	11,795	8,780
132E	52		French Provincial Satin and Polished Mahogany	11,795	8,980
132 Royal	52		Satin Mahogany	12,795	9,580
140CK	55		Polished Mahogany	14,995	10,980
<b>Gerhard Heintzman Verticals</b>					
G118	47		Polished Ebony w/Silver Plate and Trim	4,995	4,995
G118	47		Polished Mahogany w/Silver Plate and Trim	5,195	5,195
G120	48		Polished Ebony w/Silver Plate and Trim	5,995	5,700
G120	48		Polished Mahogany w/Silver Plate and Trim	6,195	5,900
G126	50		Polished Ebony w/Silver Plate and Trim	7,995	6,400
G126	50		Polished Mahogany w/Silver Plate and Trim	8,195	6,600
G132	52		Polished Ebony w/Silver Plate and Trim	9,295	7,200
<b>Heintzman Grands</b>					
168	5	6	Polished Ebony	18,995	16,990
168	5	6	Polished Mahogany	19,995	17,390
168 Royal	5	6	Polished Ebony	23,995	17,990
186	6	1	Polished Ebony	21,995	18,980
186	6	1	Polished Mahogany	22,995	20,180
186 Royal	6	1	Polished Ebony	26,995	19,980
203	6	8	Polished Ebony	24,995	20,580
203 Royal	6	8	Polished Ebony	29,995	21,580
277	9		Polished Ebony	89,995	60,995
<b>Gerhard Heintzman Grands</b>					
G152	5		Polished Ebony	9,995	9,995
G152	5		Polished White	11,995	11,995
G152R	5		Empire Polished Mahogany	11,995	11,995
G168	5	6	Polished Ebony	15,995	12,800
G168	5	6	Polished White	19,995	13,800
G168R	5	6	Empire Polished Mahogany	17,995	13,800

**HOFFMANN, W.**

**Vision Series Verticals**

V112	44		Polished Ebony	12,000	12,000
V112	44		Polished Mahogany/Walnut	13,800	13,800
V112	44		Polished White	13,400	13,400
V120	47		Polished Ebony	13,200	13,200
V120	47		Polished Mahogany/Walnut	15,000	15,000
V120	47		Polished White	14,800	14,800
V126	49.6		Polished Ebony	14,600	14,600
V131	51.5		Polished Ebony	17,000	17,000

**Tradition Series Verticals**

T122	48		Polished Ebony	14,800	14,800
T122	48		Satin Mahogany/Walnut	17,000	17,000
T122	48		Polished Mahogany/Walnut/Cherry/White	17,000	17,000
T128	50		Polished Ebony	16,400	16,400
T128	50		Satin Mahogany/Walnut	18,000	18,000
T128	50		Polished Mahogany/Walnut/Cherry/White	18,600	18,600

\*See pricing explanation on page 205.

<i>Model</i>	<i>Feet</i>	<i>Inches</i>	<i>Description</i>	<i>MSRP*</i>	<i>SMP*</i>
<b>HOFFMANN, W. (continued)</b>					
<b>Vision Series Grands</b>					
V158	5	2	Polished Ebony	37,200	37,200
V158	5	2	Polished Mahogany/Walnut/White	45,000	45,000
V175	5	9	Polished Ebony	41,800	41,800
V175	5	9	Polished Walnut/Mahogany/White	49,800	49,800
V183	6	1	Polished Ebony	47,600	47,600
V183	6	1	Polished Walnut/Mahogany/White	55,600	55,600
<b>Tradition Series Grands</b>					
T161	5	3	Polished Ebony	47,000	47,000
T161	5	3	Polished Mahogany/Walnut	57,400	57,400
T161	5	3	Polished White	54,800	54,800
T177	5	9	Polished Ebony	52,000	52,000
T177	5	9	Polished Mahogany/Walnut	62,800	62,800
T177	5	9	Polished White	60,200	60,200
T186	6	2	Polished Ebony	57,400	57,400
T186	6	2	Polished Mahogany/Walnut	68,000	68,000
T186	6	2	Polished White	65,400	65,400
<b>IRMLER</b>					
<b>Studio Edition Verticals</b>					
P108	42.5		Polished Ebony	6,319	6,319
P108	42.5		Polished White	6,455	6,455
P118	46.5		Polished Ebony	6,575	6,572
P118	46.5		Polished Mahogany/Walnut	6,746	6,717
P118	46.5		Polished White	6,711	6,687
<b>Art Design Verticals</b>					
Mia	47.5		Polished Ebony	8,724	8,393
Gina	48.5		Polished Ebony	9,096	8,708
Monique	49		Polished Ebony	9,096	8,708
Louis	49		Polished Ebony	8,724	8,393
Titus	49		Polished Ebony	9,096	8,708
Alexa	49		Polished Ebony	10,321	9,747
Carlo	49		Polished Ebony	10,321	9,747
<b>Supreme Edition Verticals</b>					
SP118	46.5		Polished Ebony	8,168	7,922
SP121	48		Polished Ebony	8,724	8,393
SP125	49		Polished Ebony	9,578	9,117
SP132	52		Polished Ebony	10,621	10,001
<b>Professional Edition Verticals</b>					
P116E	46		Polished Ebony/White	8,685	8,360
P116E	46		Satin Mahogany/Walnut/Cherry	8,685	8,360
P116E	46		Polished Mahogany/Walnut	8,825	8,479
P116E	46		Polished Cherry	9,127	8,735
P122E	48		Polished Ebony/White	9,242	8,832
P122E	48		Satin Mahogany/Walnut/Cherry	9,242	8,832
P122E	48		Polished Mahogany/Walnut/Cherry	9,381	8,950
P122E	48		Polished Bubinga	10,936	10,268
P132E	52		Polished Ebony/White	10,356	9,776
P132E	52		Satin Mahogany/Walnut/Cherry	10,912	10,247
P132E	52		Polished Mahogany/Walnut/Cherry	11,469	10,719
P132E	52		Polished Bubinga	12,905	11,936

\*See pricing explanation on page 205.

<i>Model</i>	<i>Feet</i>	<i>Inches</i>	<i>Description</i>	<i>MSRP*</i>	<i>SMP*</i>
<b>IRMLER (continued)</b>					
<b>Studio Edition Grands</b>					
F148	4	10	Polished Ebony	17,590	15,907
F148	4	10	Polished Mahogany/Walnut	18,614	16,775
F148	4	10	Polished White	18,273	16,486
F160	5	3	Polished Ebony	20,322	18,222
F160	5	3	Polished Mahogany/Walnut	21,159	18,931
F160	5	3	Polished White	21,005	18,801
F188	6	2	Polished Ebony	29,032	25,603
F188	6	2	Polished Mahogany/Walnut	29,629	26,109
F188	6	2	Polished White	29,715	26,182
F213	7		Polished Ebony	35,521	31,103
F213	7		Polished White	37,229	32,550
<b>Professional Edition Grands</b>					
F160E	5	3	Polished Ebony	32,432	28,485
F160E	5	3	Polished Mahogany/Walnut	33,977	29,794
F160E	5	3	Polished Cherry	34,363	30,121
F160E	5	3	Polished White	32,819	28,813
F160E	5	3	Polished Bubinga	36,680	32,085
F175E	5	9	Polished Ebony	34,749	30,448
F175E	5	9	Polished Mahogany/Walnut	36,486	31,920
F175E	5	9	Polished White	35,135	30,775
F175E	5	9	Polished Bubinga	38,417	33,557
F190E	6	3	Polished Ebony	37,066	32,412
F190E	6	3	Polished Mahogany/Walnut	38,803	33,884
F190E	6	3	Polished White	37,452	32,739
F190E	6	3	Polished Bubinga	41,120	35,847
F210E	6	10.5	Polished Ebony	45,560	39,610
F230E	7	6.5	Polished Ebony	54,054	46,808

## **KAWAI**

### **Verticals**

K-15	44		Continental Polished Ebony	4,995	4,990
K-15	44		Continental Polished Mahogany	5,195	5,190
506N	44.5		Satin Ebony/Mahogany/Oak	4,995	4,990
508	44.5		Satin Mahogany	5,695	5,590
607	44.5		French Provincial Satin Cherry	6,695	6,390
607	44.5		Queen Anne Satin Mahogany	6,695	6,390
K-2	45		Satin and Polished Ebony	6,195	5,990
K-2	45		Satin and Polished Mahogany	6,995	6,590
K-2	45		French Provincial Polished Mahogany	7,495	6,990
K-200	45		Satin and Polished Ebony	6,695	6,390
K-200	45		Satin and Polished Mahogany	7,495	6,990
UST-9	46		Satin Ebony/Oak/Walnut/Cherry	7,695	7,190
907N	46.5		English Regency Satin Mahogany	9,695	8,790
907N	46.5		French Provincial Satin Cherry	9,695	8,790
K-3	48		Satin and Polished Ebony	9,695	8,790
K-3	48		Satin and Polished Mahogany	10,495	9,390
K-3	48		Polished Snow White	10,495	9,390
K-300	48		Satin and Polished Ebony	10,195	9,190
K-300	48		Satin and Polished Mahogany	10,995	9,790
K-300	48		Polished Snow White	11,195	9,990
K-400	48		Polished Ebony	10,695	9,590
K-5	49		Satin and Polished Ebony	12,495	10,990
K-5	49		Polished Sapele Mahogany	14,495	12,590
K-500	51		Satin and Polished Ebony	13,195	11,590

\*See pricing explanation on page 205.



<i>Model</i>	<i>Feet</i>	<i>Inches</i>	<i>Description</i>	<i>MSRP*</i>	<i>SMP*</i>
<b>KAWAI (continued)</b>					
K-500	51		Polished Sapele Mahogany	14,995	12,990
K-6	52		Polished Ebony	17,495	14,990
K-8	52		Polished Ebony	20,495	17,390
K-800	53		Polished Ebony	20,995	17,790
<b>Grands</b>					
GM-10K	5		Satin and Polished Ebony	14,695	12,790
GM-10K	5		Polished Mahogany	15,995	13,790
GM-10K	5		French Provincial Polished Mahogany	17,195	14,790
GM-11	5		Polished Ebony	15,195	13,190
GM-12	5		Satin and Polished Ebony	19,995	16,990
GM-12	5		Polished Mahogany/Snow White	21,695	18,390
GE-30	5	5	Satin and Polished Ebony	26,495	22,190
GE-30	5	5	Polished Walnut/Sapele Mahogany	29,695	24,790
GE-30	5	5	Satin Walnut	29,195	24,390
GE-30	5	5	Polished Snow White	28,195	23,590
GX-1BLK	5	5	Satin and Polished Ebony	34,995	28,990
GX-1BLK	5	5	Polished Dark Walnut	40,695	33,590
GX-1BLK	5	5	Polished Snow White	39,695	32,790
RX-1BLK	5	5	Satin and Polished Ebony	31,695	26,390
RX-1BLK	5	5	Satin Walnut	35,995	29,790
RX-1BLK	5	5	Polished Walnut/Sapele Mahogany	36,995	30,590
RX-1BLK	5	5	Polished Snow White	35,995	29,790
CR30PL	5	10	Plexiglass	197,495	158,990
RX-2BLK	5	10	Satin and Polished Ebony	36,195	29,990
RX-2BLK	5	10	Satin Mahogany/Walnut/Cherry/Oak	40,495	33,390
RX-2BLK	5	10	Polished Walnut/Sapeli Mahogany	42,195	34,790
RX-2BLK	5	10	Polished Rosewood	47,495	38,990
RX-2BLK	5	10	Polished Snow White	38,995	32,190
RX-2BLK	5	10	French Provincial Polished Mahogany	46,995	38,590
GX-2BLK	5	11	Satin and Polished Ebony	40,195	33,190
GX-2BLK	5	11	Satin Walnut/Cherry/Oak	44,695	36,790
GX-2BLK	5	11	Polished Walnut/Sapeli Mahogany	46,495	38,190
GX-2BLK	5	11	Polished Snow White	42,995	35,390
CR40APL	6	1	Plexiglass	209,995	168,990
RX-3BLK	6	1	Satin and Polished Ebony	46,995	38,590
GX-3BLK	6	2	Satin and Polished Ebony	51,695	42,390
RX-5BLK	6	6	Satin and Polished Ebony	53,195	43,590
GX-5BLK	6	7	Satin and Polished Ebony	58,695	47,990
GX-6BLK	7		Satin and Polished Ebony	65,695	53,590
RX-6BLK	7		Satin and Polished Ebony	59,495	48,590
GX-7BLK	7	6	Satin and Polished Ebony	76,195	61,990
RX-7BLK	7	6	Satin and Polished Ebony	68,995	56,190
EX-L	9	1	Polished Ebony	196,695	158,390

## **KAWAI, SHIGERU**

### **Grands**

SK-2L	5	11	Polished Ebony	57,900	47,400
SK-2L	5	11	Polished Sapele Mahogany	66,700	54,400
SK-3L	6	2	Polished Ebony	67,500	55,000
SK-3L	6	2	Polished Sapele Mahogany	77,500	63,000
SK-3L	6	2	Polished Ebony w/Black Limba	107,500	87,000
SK-5L	6	7	Polished Ebony	77,800	63,200
SK-6L	7		Polished Ebony	87,500	71,200
SK-7L	7	6	Polished Ebony	97,500	78,800
SK-EXL	9	1	Polished Ebony	199,500	166,400

\*See pricing explanation on page 205.

<i>Model</i>	<i>Feet</i>	<i>Inches</i>	<i>Description</i>	<i>MSRP*</i>	<i>SMP*</i>
<b>KAYSERBURG</b>					
<b>Verticals</b>					
KA-121B		48	Polished Ebony	14,995	12,790
KA-121B		48	Polished Dark Walnut	15,995	13,590
KA-126B		50	Polished Ebony	16,995	14,390
KA-126B		50	Polished Cherry	17,995	15,190
KA-132B		52	Polished Ebony	22,495	15,990
KA-132C		52	Polished Ebony w/Sostenuto	23,995	16,990
<b>Grands</b>					
KA-180	5	11	Polished Ebony	69,995	52,990

### **KIMBALL**

<b>Verticals</b>					
A49		49	Polished Ebony	11,900	10,990
<b>Grands</b>					
K1	5	1	Polished Ebony	14,300	12,990
A2	5	8	Polished Ebony	32,500	30,800
K3	6	2	Polished Ebony	17,300	15,990

### **KINGSBURG**

<b>Verticals</b>					
LM 116		46	Polished Walnut	5,995	4,790
KU 120		48	Polished Ebony	7,995	4,990
KU 120		48	Polished Mahogany	8,295	5,190
KU 120		48	Satin Wood Tone	8,295	5,190
KU 120C		48	French Polished Ebony	7,995	4,990
KU 120C		48	French Polished Mahogany	8,295	5,190
KU 120C		48	French Satin Wood Tone	8,295	5,190
KU 123		50	Satin Walnut	8,995	5,590
KU 125		50	Polished Ebony	8,995	5,590
KU 125		50	Polished Mahogany/Walnut	9,495	5,790
KU 133		52	Polished Ebony	8,995	5,990
KU 133		52	Polished Mahogany/Walnut	9,995	6,190
<b>Grands</b>					
KG 158	5	2	Polished Ebony	17,995	10,990
KG 158	5	2	Polished Mahogany/Walnut	18,995	11,590
KG 185	6	1	Polished Ebony	21,995	12,590
KG 185	6	1	Polished Mahogany/Walnut	22,995	12,990

\*See pricing explanation on page 205.

<i>Model</i>	<i>Feet</i>	<i>Inches</i>	<i>Description</i>	<i>MSRP*</i>	<i>SMP*</i>
<b>KNABE, WM.</b>					
<b>Baltimore Series Verticals</b>					
WV 43	43		Continental Polished Ebony	5,376	5,106
WV 43	43		Continental Satin Walnut/Cherry	6,861	6,240
WV 43	43		Continental Polished Mahogany/Walnut	5,926	5,526
WV 43	43		Continental Polished Ivory	6,861	6,240
WV 243F	43		French Provincial Satin Cherry	5,981	5,568
WV 243T	43		Satin Mahogany/Walnut	5,981	5,568
WV 115	45		Polished Ebony	5,981	5,568
WV 115	45		Polished Mahogany/Walnut	6,394	5,882
WV 118H	46.5		Polished Ebony	6,408	5,894
WV 118H	46.5		Polished Mahogany/Walnut	6,820	6,208
WV 118HN	46.5		Satin Ebony	7,150	6,460
WV 118HN	46.5		Polished Ebony	6,875	6,250
<b>Academy Series Verticals</b>					
WMV 245	45		Satin Ebony	6,256	5,778
WMV 245	45		Polished Ebony	5,981	5,568
WMV 245	45		Satin Walnut/Cherry	5,981	5,568
WMV 245	45		Polished Mahogany/Walnut/Ivory	6,256	5,778
WMV 245	45		Polished Dark Walnut Lacquer	6,256	5,778
WMV 245	45		Polished White	7,631	6,828
WMV 247	46.5		Satin Ebony	7,411	6,660
WMV 247	46.5		Polished Ebony	7,136	6,450
WMV 247	46.5		Satin and Polished Mahogany	7,411	6,660
WMV 247	46.5		Satin and Polished Walnut	7,411	6,660
WMV 647F	46.5		French Provincial Satin Cherry	7,013	6,356
WMV 647R	46.5		Renaissance Satin Walnut	7,013	6,356
WMV 647T	46.5		Satin Mahogany	7,013	6,356
WMV 121F/M	48		Satin Ebony	7,288	6,566
WMV 121F/M	48		Polished Ebony	7,013	6,356
WMV 121F/M	48		Polished Mahogany	7,288	6,566
WMV 132	52		Polished Ebony	9,611	8,340
WMV 132	52		Polished Mahogany	10,986	9,390
<b>Concert Artist Series Verticals</b>					
WKV 118F	46.5		French Provincial Lacquer Semigloss Cherry	11,000	9,800
WKV 118R	46.5		Renaissance Lacquer Satin Ebony	11,000	9,800
WKV 118R	46.5		Renaissance Lacquer Semigloss Walnut	11,000	9,800
WKV 118T	46.5		Lacquer Semigloss Mahogany	11,000	9,800
WKV 121	48		Satin Ebony	11,625	10,300
WKV 121	48		Polished Ebony	10,875	9,700
WKV 121	48		Polished Mahogany	12,625	11,100
WKV 131	52		Satin Ebony	12,625	11,100
WKV 131	52		Polished Ebony	12,125	10,700
WKV 131	52		Polished Mahogany	13,875	12,100
WKV 131	52		Polished Rosewood	16,750	14,400
<b>Baltimore Series Grands</b>					
WG 48	4	9	Satin Ebony	14,011	11,700
WG 48	4	9	Polished Ebony	12,911	10,860
WG 48	4	9	Polished Mahogany/Walnut	14,011	11,700
WG 48	4	9	Polished Dark Walnut Lacquer	15,661	12,960
WG 48	4	9	Polished White	15,661	12,960
WG 50	5		Satin Ebony	14,836	12,330
WG 50	5		Polished Ebony	13,736	11,490
WG 50	5		Polished Mahogany/Walnut	14,836	12,330
WG 50	5		Polished Dark Walnut Lacquer	16,486	13,590
WG 50	5		Polished White	16,486	13,590

\*See pricing explanation on page 205.

<i>Model</i>	<i>Feet</i>	<i>Inches</i>	<i>Description</i>	<i>MSRP*</i>	<i>SMP*</i>
<b>KNABE, WM. (continued)</b>					
WG 54	5	4	Satin Ebony	15,936	13,170
WG 54	5	4	Polished Ebony	14,561	12,120
WG 54	5	4	Polished Mahogany/Walnut	15,936	13,170
WG 54	5	4	Polished Dark Walnut Lacquer	17,311	14,220
WG 54	5	4	Polished Ebony w/Bubinga or Pommele	17,586	14,430
WG 54	5	4	Polished Ferrari Red	19,236	15,690
WSG 54	5	4	175th Anniv. w/Pommele Accents	17,861	14,640
WG 59	5	9	Satin Ebony	19,236	15,690
WG 59	5	9	Polished Ebony	17,861	14,640
WG 59	5	9	Polished Mahogany/Walnut	19,236	15,690
WG 61	6	1	Satin Ebony	20,611	16,740
WG 61	6	1	Polished Ebony	19,236	15,690
WG 61	6	1	Polished Mahogany/Walnut	20,611	16,740
<b>Academy Series Grands</b>					
WMG 600	5	9	Satin Ebony	18,975	15,490
WMG 600	5	9	Polished Ebony	17,600	14,440
WMG 600	5	9	Polished Mahogany/Walnut	18,975	15,490
WMG 610	5	9	Satin Ebony	20,625	16,750
WMG 610	5	9	Polished Ebony	19,250	15,700
WMG 610	5	9	Polished Mahogany/Walnut	20,625	16,750
WMG 650	6	1	Satin Ebony	20,900	16,960
WMG 650	6	1	Polished Ebony	19,663	16,016
WMG 650	6	1	Polished Mahogany/Walnut	20,900	16,960
WMG 660	6	1	Satin Ebony	22,550	18,220
WMG 660	6	1	Polished Ebony	20,900	16,960
WMG 660	6	1	Polished Mahogany/Walnut	22,550	18,220
WFM 700T	6	10	Satin Ebony	27,775	22,210
WFM 700T	6	10	Polished Ebony	26,400	21,160
<b>Concert Artist Series Grands</b>					
WKG 53	5	3	Satin Ebony	26,750	22,400
WKG 53	5	3	Polished Ebony	26,000	21,800
WKG 53	5	3	Polished Mahogany/Walnut/Ivory/White	28,000	23,400
WKG 53	5	3	Lacquer Semigloss Mahogany/Walnut	28,625	23,900
WKG 53	5	3	Polished Bubinga/Pommele	29,125	24,300
WKG 58	5	8	Satin Ebony	31,250	26,000
WKG 58	5	8	Polished Ebony	30,375	25,300
WKG 58	5	8	Polished Mahogany	32,250	26,800
WKG 58	5	8	Lacquer Semigloss Mahogany/Walnut	33,000	27,400
WKG 58	5	8	Polished Bubinga/Pommele	33,750	28,000
WKG 64	6	4	Satin Ebony	38,000	31,400
WKG 64	6	4	Polished Ebony	37,000	30,600
WKG 64	6	4	Polished Mahogany	39,250	32,400
WKG 64	6	4	Lacquer Semigloss Mahogany/Walnut	39,750	32,800
WKG 70	7		Satin Ebony	48,250	39,600
WKG 70	7		Polished Ebony	47,250	38,800
WKG 70	7		Lacquer Semigloss Mahogany/Walnut	54,750	44,800
WKG 76	7	6	Satin Ebony	49,750	40,800
WKG 76	7	6	Polished Ebony	48,250	39,600
WKG 90	9		Satin Ebony	120,625	97,500
WKG 90	9		Polished Ebony	118,125	95,500

\*See pricing explanation on page 205.

<i>Model</i>	<i>Feet</i>	<i>Inches</i>	<i>Description</i>	<i>MSRP*</i>	<i>SMP*</i>
<b>KOHLER &amp; CAMPBELL</b>					
<b>New Yorker Series Verticals</b>					
KC-142	42		Continental Polished Ebony	4,826	4,686
KC-142	42		Continental Satin Cherry/Walnut	4,826	4,686
KC-142	42		Continental Polished Mahogany/Walnut/Ivory	5,101	4,896
KC-243F	43		French Provincial Satin Cherry	5,981	5,568
KC-243M	43		Mediterranean Satin Brown Oak	5,981	5,568
KC-243T	43		Satin Mahogany/Walnut	5,981	5,568
KC-118C	46.5		Polished Ebony	6,408	5,894
KC-118C	46.5		Polished Mahogany/Walnut	6,683	6,104
<b>Millennium Series Verticals</b>					
KM-245	45		Polished Ebony	5,981	5,568
KM-245	45		Satin Cherry/Walnut	5,981	5,568
KM-245	45		Polished Mahogany/Walnut/Ivory	6,256	5,778
KM-247	46.5		Satin Ebony	7,411	6,660
KM-247	46.5		Polished Ebony	7,136	6,450
KM-247	46.5		Satin Mahogany/Walnut	7,411	6,660
KM-247	46.5		Polished Mahogany/Walnut	7,411	6,660
KM-647F	46.5		French Provincial Satin Cherry	7,013	6,356
KM-647R	46.5		Renaissance Satin Walnut	7,013	6,356
KM-647T	46.5		Satin Mahogany	7,013	6,356
KM-121M/F	48		Satin Ebony	7,288	6,566
KM-121M/F	48		Polished Ebony	7,013	6,356
KM-121M/F	48		Polished Mahogany	7,288	6,566
KM-131	52		Polished Ebony	7,838	6,986
KM-131	52		Polished Mahogany	8,113	7,196
<b>New Yorker Series Grands</b>					
KIG-48	4	8	Satin Ebony	14,011	11,700
KIG-48	4	8	Polished Ebony	12,911	10,860
KIG-48	4	8	Polished Mahogany/Walnut/White	14,011	11,700
KIG-50	5		Satin Ebony	14,836	12,330
KIG-50	5		Polished Ebony	13,736	11,490
KIG-50	5		Polished Mahogany/Walnut/White	14,836	12,330
KIG-54	5	4	Satin Ebony	15,936	13,170
KIG-54	5	4	Polished Ebony	14,561	12,120
KIG-54	5	4	Polished Mahogany/Walnut	15,936	13,170
KIG-54	5	4	Polished Bubinga/Pommele	17,586	14,430
KIG-54	5	4	Polished Ferrari Red	17,586	14,430
KIG-59	5	9	Satin Ebony	17,861	14,640
KIG-59	5	9	Polished Ebony	16,486	13,590
KIG-59	5	9	Polished Mahogany/Walnut	19,236	15,690
<b>Millennium Series Grands</b>					
KCM-600	5	9	Satin Ebony	18,975	15,490
KCM-600	5	9	Polished Ebony	17,600	14,440
KCM-600	5	9	Polished Mahogany/Walnut	18,975	15,490
KCM-650	6	1	Satin Ebony	20,900	16,960
KCM-650	6	1	Polished Ebony	19,663	16,016
KCM-650	6	1	Polished Mahogany/Walnut	20,900	16,960
KFM-700	6	10	Satin Ebony	27,775	22,210
KFM-700	6	10	Polished Ebony	26,400	21,160
KFM-850	7	6	Polished Ebony	37,000	32,000

\*See pricing explanation on page 205.

<i>Model</i>	<i>Feet</i>	<i>Inches</i>	<i>Description</i>	<i>MSRP*</i>	<i>SMP*</i>
<b>LOMENCE</b>					
<b>Verticals</b>					
121		47.5	Polished Black/White/Red	9,450	8,560
121		47.5	Polished Orange/Blue/Lavender	9,490	8,592
123		48.5	Polished Black	9,650	8,720
123		48.5	Polished White	9,785	8,830
123		48.5	Polished Red/Orange	9,740	8,790
123		48.5	Polished Blue	9,970	8,976
123		48.5	Polished Lavender	10,085	9,066
125		50.5	Polished Black	11,063	9,850
125		50.5	Polished White/Red	11,188	9,950
125		50.5	Polished Lavender/Blue	11,375	10,100
<b>Grands</b>					
TRS 186		6	Any Color	44,995	44,995

### **MASON & HAMLIN**

<b>Verticals</b>					
50		50	Satin and Polished Ebony	24,368	20,106
<b>Grands</b>					
B		5 4	Satin and Polished Ebony	54,250	43,533
B		5 4	Satin Mahogany/Walnut	57,979	46,456
B		5 4	Polished Pyramid Mahogany	66,190	52,893
B		5 4	Satin and Polished Rosewood	60,840	48,699
B		5 4	Polished Bubinga	63,090	50,462
B		5 4	Polished Macassar Ebony	66,190	52,893
A		5 8	Satin and Polished Ebony	62,485	49,989
A		5 8	Satin Mahogany/Walnut	66,555	53,179
A		5 8	Polished Pyramid Mahogany	80,901	64,427
A		5 8	Satin and Polished Rosewood	73,870	58,915
A		5 8	Polished Bubinga	76,457	60,942
A		5 8	Polished Macassar Ebony	80,901	64,427
AA		6 4	Satin and Polished Ebony	71,417	56,990
AA		6 4	Satin Mahogany/Walnut	75,175	59,938
AA		6 4	Polished Pyramid Mahogany	86,361	68,707
AA		6 4	Satin and Polished Rosewood	79,330	63,195
AA		6 4	Polished Bubinga	81,912	65,219
AA		6 4	Polished Macassar Ebony	86,361	68,707
BB		7	Satin and Polished Ebony	80,935	64,454
BB		7	Satin Mahogany/Walnut	83,800	66,699
BB		7	Polished Pyramid Mahogany	99,775	79,224
BB		7	Satin and Polished Rosewood	93,810	74,547
BB		7	Polished Bubinga	96,137	76,371
BB		7	Polished Macassar Ebony	99,775	79,224
CC		9 4	Satin and Polished Ebony	120,334	95,342
CC		9 4	Satin Mahogany/Walnut	128,802	101,981
CC		9 4	Polished Pyramid Mahogany	146,637	115,965
CC		9 4	Satin and Polished Rosewood	136,125	107,722
CC		9 4	Polished Bubinga	140,687	111,299
CC		9 4	Polished Macassar Ebony	146,637	115,965
			Chrome Art Case, add	4,000	3,200
			Monticello Art Case, add	8,000	6,400
			Cambridge Collection (verticals), add	3,000	2,400
			Cambridge Collection (grands), add	8,000	6,400

\*See pricing explanation on page 205.

<i>Model</i>	<i>Feet</i>	<i>Inches</i>	<i>Description</i>	<i>MSRP*</i>	<i>SMP*</i>
<b>PALATINO</b>					
<b>Verticals</b>					
PUP-123T	48		Torino Polished Ebony	6,750	5,400
PUP-123T	48		Torino Polished Dark Walnut	7,000	5,600
PUP-123C	48		Carved Contessa French Satin Brown Mahogany	7,000	5,600
PUP-126	50		Capri Polished Ebony	7,500	6,000
PUP-126	50		Capri Polished Dark Walnut	7,750	6,200
<b>Grands</b>					
PGD-50	5		Milano Polished Ebony	16,250	12,200
PGD-50	5		Milano Polished Dark Walnut	17,250	12,800
PGD-59	5	9	Roma Polished Ebony	18,750	14,200
PGD-59R	5	9	Roma Concerto Polished Ebony w/Renner	24,750	18,600
PGD-62	6	2	Firenze Polished Ebony	22,250	16,600
PGD-62R	6	2	Firenze Concerto Polished Ebony w/Renner	28,000	21,000
<b>PEARL RIVER</b>					
<b>Verticals</b>					
UP-108D1	42.5		Continental Polished Ebony	4,395	4,100
UP-108M	42.5		Polished Ebony	4,495	4,190
UP-110P8	43		French Provincial Satin Cherry	5,595	4,990
UP-110P9	43		Mediterranean Satin Walnut	5,595	4,990
UP-110P10	43		Italian Provincial Satin Mahogany	5,595	4,990
UP-115E	45		Satin Ebony/Mahogany (School)	5,595	4,990
UP-115M5	45		Polished Ebony	4,995	4,590
UP-115M5	45		Polished Mahogany/Walnut/White	5,295	4,790
EU122	48		Polished Ebony	6,195	5,390
EU122	48		Polished Mahogany/Walnut/White	6,395	5,590
EU122	48		Satin Cherry	6,395	5,590
EU122S	48		Polished Ebony w/Silver Hardware	6,395	5,590
UP-130TS1	51.5		Polished Ebony	7,295	6,100
<b>Grands</b>					
GP-150	4	11	Hand-rubbed Satin Ebony	11,995	9,390
GP-150	4	11	Polished Ebony	11,495	8,990
GP-150	4	11	Polished Mahogany/Walnut/White	11,995	9,390
GP-160	5	3	Hand-rubbed Satin Ebony	13,395	10,190
GP-160	5	3	Polished Ebony	12,995	9,790
GP-160	5	3	Polished Mahogany/Walnut/White	13,395	10,190
GP-160A	5	3	European Renaissance Polished Ebony	14,495	10,990
GP-170	5	7	Hand-rubbed Satin Ebony	15,495	11,790
GP-170	5	7	Polished Ebony	14,995	11,390
GP-170	5	7	Polished Mahogany/Walnut	15,495	11,790
GP-188A	6	2	Polished Ebony	18,495	13,790
GP-212	7		Polished Ebony	29,995	22,390
GP-275	9		Polished Ebony	79,995	60,990

\*See pricing explanation on page 205.

<i>Model</i>	<i>Feet Inches</i>	<i>Description</i>	<i>MSRP*</i>	<i>SMP*</i>
<b>PERZINA, GEBR.</b>				
<b>Verticals</b>				
GP-112	44	Polished Ebony	8,780	6,850
GP-112	44	Polished Mahogany/Walnut	9,290	7,190
GP-112	44	Polished Ribbon Mahogany	9,590	7,390
GP-112	44	Queen Anne Polished Ebony (with molding)	9,290	7,190
GP-112	44	Queen Anne Polished Mahogany/Walnut (with molding)	10,040	7,690
GP-112	44	Queen Anne Polished Ribbon Mahogany (with molding)	10,340	7,890
GP-122	48	Polished Ebony	9,990	7,660
GP-122	48	Polished Mahogany/Walnut	10,340	7,890
GP-122	48	Polished Ribbon Mahogany	10,530	8,020
GP-122	48	Deco Leg Polished Ebony w/Chrome Nickel Hardware	10,170	7,780
GP-122	48	Deco Leg Polished Two-Tone Ebony w/Oak Trim	10,340	7,890
GP-122	48	Deco Leg Polished Mahogany	10,530	8,020
GP-122	48	Deco Leg Polished Two-Tone Ebony w/Bubinga or Pommele Front	11,090	8,390
GP-122	48	Queen Anne Polished Ebony w/Molding	10,340	7,890
GP-122	48	Queen Anne Polished Mahogany/Walnut w/Molding	11,090	8,390
GP-122	48	Queen Anne Polished Ribbon Mahogany w/Molding	11,360	8,570
GP-122A	48	GP-122 with Abel Deluxe (optional Renner AA) Hammers, add	1,225	820
GP-129	51	Polished Ebony	11,130	8,420
GP-129	51	Polished Mahogany/Walnut	11,690	8,790
GP-129	51	Deco Leg Polished Ebony w/Chrome Nickel Hardware	11,310	8,540
GP-129	51	Deco Leg Polished Two-Tone Ebony w/Oak Trim	11,660	8,770
GP-129	51	Deco Leg Polished Mahogany	11,970	8,980
GP-129	51	Deco Leg Polished Two-Tone Ebony w/Bubinga or Pommele Front	12,390	9,260
GP-129	51	Queen Anne Polished Ebony w/Molding	11,430	8,620
GP-129	51	Queen Anne Polished Mahogany/Walnut w/Molding	12,330	9,220
GP-129A	51	GP-129 with Abel Deluxe (optional Renner AA) Hammers, add	1,070	750
GP-130A	51	Polished Ebony	12,420	9,990
GP-133A	52.5	Schwerin Polished Ebony	12,770	10,190
<b>Grands</b>				
T-152	5	Polished Ebony	20,520	13,910
T-152	5	Polished Mahogany/Walnut	22,440	15,110
T-152	5	Polished Ebony (round leg)	20,990	14,230
T-152	5	Polished Mahogany/Walnut (round leg)	22,878	15,390
T-152	5	Queen Anne Polished Ebony	20,990	14,230
T-152	5	Queen Anne Polished Mahogany/Walnut	22,878	15,390
T-152	5	Designer Polished Ebony w/Bubinga Fallboard/Lid (straight leg)	22,690	15,270
T-152	5	Designer Polished Ebony w/Bubinga Fallboard/Lid (curved leg)	23,200	15,590
T-152	5	Designer Polished Ebony w/Bubinga Legs/Fallboard/Desk	23,200	15,590
T-161	5 3	Polished Ebony	26,690	17,790
T-161	5 3	Polished Mahogany/Walnut	28,600	18,990
T-161	5 3	Polished Ebony (round leg)	27,570	18,390
T-161	5 3	Polished Mahogany/Walnut (round leg)	29,550	19,590
T-161	5 3	Queen Anne Polished Ebony	27,570	18,390
T-161	5 3	Queen Anne Polished Mahogany/Walnut	29,550	19,590
T-161	5 3	Designer Polished Ebony w/Bubinga Fallboard/Lid (straight leg)	29,990	19,890
T-161	5 3	Designer Polished Ebony w/Bubinga Fallboard/Lid (round or curved leg)	30,700	20,310
T-161	5 3	Designer Polished Ebony w/Bubinga Legs/Fallboard/Desk	30,700	20,310
T-175	5 9	Polished Ebony	29,040	19,270
T-175	5 9	Polished Mahogany/Walnut	31,560	20,850
T-175	5 9	Polished Ebony (round leg)	29,690	19,670
T-175	5 9	Polished Mahogany/Walnut (round leg)	32,130	21,210
T-175	5 9	Queen Anne Polished Ebony	29,690	19,670
T-175	5 9	Queen Anne Polished Mahogany/Walnut	32,130	21,210
T-175	5 9	Designer Polished Ebony w/Bubinga Fallboard/Lid (straight leg)	32,130	21,210
T-175	5 9	Designer Polished Ebony w/Bubinga Fallboard/Lid (round or curved leg)	33,380	21,990

\*See pricing explanation on page 205.



<i>Model</i>	<i>Feet</i>	<i>Inches</i>	<i>Description</i>	<i>MSRP*</i>	<i>SMP*</i>
<b>PERZINA, GEBR. (continued)</b>					
T-175	5	9	Designer Polished Ebony w/Bubinga Legs/Fallboard/Desk	33,380	21,990
T-188	6	1	Polished Ebony	32,520	21,450
T-188	6	1	Polished Mahogany/Walnut	33,880	22,310
T-188	6	1	Polished Ebony (round leg)	33,380	21,990
T-188	6	1	Polished Mahogany/Walnut (round leg)	34,490	22,690
T-188	6	1	Queen Anne Polished Ebony	33,380	21,990
T-188	6	1	Queen Anne Polished Mahogany/Walnut	34,490	22,690
T-188	6	1	Designer Polished Ebony w/Bubinga Fallboard/Lid (straight leg)	34,490	22,690
T-188	6	1	Designer Polished Ebony w/Bubinga Fallboard/Lid (round or curved leg)	36,520	23,970
T-188	6	1	Designer Polished Ebony w/Bubinga Legs/Fallboard/Desk	36,520	23,970

## **PETROF**

### **Verticals**

P 118 C1	46.25		Chippendale Satin/Polished Ebony/Mahogany/Walnut	25,780	25,780
P 118 D1	46.25		Demi-Chippendale Satin/Polished Ebony/Mahogany/Walnut/Cherry	25,118	25,118
P 118 G2	46.25		Satin/Polished Ebony/Mahogany/Walnut	24,450	24,450
P 118 M1	46.25		Satin/Polished Ebony/Mahogany/Walnut	23,276	23,276
P 118 P1	46.25		Satin/Polished Ebony/Mahogany/Walnut/Cherry	22,800	22,800
P 118 R1	46.25		Rococo Satin White w/Gold Trim	27,308	27,308
P 118 S1	46.25		Continental Polished Ebony/White	20,062	20,062
P 122 N1	47.75		Polished Ebony	23,800	23,800
P 125 F1	49.25		Satin/Polished Ebony/Mahogany/Walnut	24,626	24,626
P 125 G1	49.25		Satin/Polished Ebony/Mahogany/Walnut	25,988	25,988
P 125 M1	49.25		Satin/Polished Ebony/Mahogany/Walnut	25,626	25,626
P 127 NEXT	49.5		Satin Ebony & White with Chrome Legs	36,038	36,038
P 127 NEXT	49.5		Satin Wood Tones with Chrome Legs	39,900	39,900
P 131 M1	51		Polished Ebony	35,158	35,158
P 135 K1	53		Polished Ebony	41,892	41,892

### **Grands**

P 159	5	2	Bora Polished Ebony/Mahogany/Walnut	69,100	69,100
P 159	5	2	Bora Demi-Chippendale	74,626	74,626
P 173	5	6	Breeze Polished Ebony/Mahogany/Walnut	72,810	72,810
P 173	5	6	Breeze Chippendale	82,780	82,780
P 173	5	6	Breeze Demi-Chippendale	80,726	80,726
P 173	5	6	Breeze Klasik (Styl)	81,220	81,220
P 173	5	6	Breeze Rococo	85,726	85,726
P 194	6	3	Storm Polished Ebony/Mahogany/Walnut	76,420	76,420
P 194	6	3	Storm Styl (Klasik)	87,420	87,420
P 210	6	10	Pasat Polished Ebony	109,126	109,126
P 237	7	9	Monsoon Polished Ebony	143,176	143,176
P 284	9	2	Mistral Polished Ebony	197,440	197,440

\*See pricing explanation on page 205.

<i>Model</i>	<i>Feet</i>	<i>Inches</i>	<i>Description</i>	<i>MSRP*</i>	<i>SMP*</i>
<b>PRAMBERGER</b>					
<b>Legacy Series Verticals</b>					
LV-110	43		Continental Polished Ebony	5,376	5,106
LV-110	43		Continental Polished Mahogany	5,926	5,526
LV-43F	43		French Provincial Satin Cherry/Oak	5,981	5,568
LV-43T	43		Satin Mahogany/Walnut	5,981	5,568
LV-115	45		Polished Ebony	5,981	5,568
LV-115	45		Polished Mahogany	6,394	5,882
LV-118	46.5		Satin Ebony	6,820	6,208
LV-118	46.5		Polished Ebony	6,820	5,894
LV-118	46.5		Polished Mahogany	6,820	6,208
LV-118N	46.5		Satin Ebony	7,150	6,460
LV-118N	46.5		Polished Ebony	6,875	6,250
<b>Signature Series Verticals</b>					
PV-118F	46.5		French Provincial Satin Cherry	7,013	6,356
PV-118R	46.5		Renaissance Satin Walnut	7,013	6,356
PV-118T	46.5		Satin Mahogany	7,013	6,356
PV-118S	46.5		Satin Ebony	7,411	6,660
PV-118S	46.5		Polished Ebony	7,136	6,450
PV-118S	46.5		Satin Mahogany/Walnut	7,411	6,660
PV-118S	46.5		Polished Mahogany/Walnut	7,411	6,660
PV-121	48		Satin Ebony	7,838	6,986
PV-121	48		Polished Ebony	7,838	6,986
PV-121	48		Polished Mahogany	7,838	6,986
PV-121	48		Lacquer Semigloss Bubinga	8,511	7,500
PV-132	52		Satin Ebony	10,986	9,390
PV-132	52		Polished Ebony	9,611	8,340
PV-132	52		Polished Mahogany	10,986	9,390
<b>J.P. Pramberger Platinum Series Verticals</b>					
JP-132	52		Satin Ebony	15,000	13,000
JP-132	52		Polished Ebony	14,500	12,600
JP-132	52		Polished Mahogany	16,250	14,000
JP-132	52		Lacquer Semigloss Walnut	16,250	14,000
JP-132	52		Satin Bubinga/Rosewood	16,750	14,400
<b>Legacy Series Grands</b>					
LG-145	4	9	Polished Ebony	12,911	10,860
LG-145	4	9	Polished Mahogany/Walnut	14,011	11,700
LG-150	5		Satin Ebony	14,836	12,330
LG-150	5		Polished Ebony	13,736	11,490
LG-150	5		Polished Mahogany	14,836	12,330
LG-157	5	2	Satin Ebony	15,936	13,170
LG-157	5	2	Polished Ebony	14,561	12,120
LG-157	5	2	Polished Mahogany	15,936	13,170
LG-157	5	2	Polished Pommele/Bubinga w/Ebony	16,913	13,916
LG-157	5	2	Polished Ferrari Red	18,563	15,176
LG-175	5	9	Satin Ebony	18,425	15,070
LG-175	5	9	Polished Ebony	16,913	13,916
LG-175	5	9	Polished Mahogany	18,425	15,070
<b>Signature Series Grands</b>					
PS-157	5	2	Satin Ebony	18,686	15,270
PS-157	5	2	Polished Ebony	17,311	14,220
PS-157	5	2	Satin and Polished Mahogany	18,686	15,270
PS-157	5	2	Lacquer Satin and Polished Walnut	18,686	15,270
PS-157	5	2	Polished Pommele/Bubinga w/Ebony	19,236	15,690
PS-158	5	2	Satin Ebony	18,686	15,270

\*See pricing explanation on page 205.

<i>Model</i>	<i>Feet</i>	<i>Inches</i>	<i>Description</i>	<i>MSRP*</i>	<i>SMP*</i>
<b>PRAMBERGER (continued)</b>					
PS-158	5	2	Polished Ebony	17,311	14,220
PS-158	5	2	Polished Mahogany/Walnut	18,686	15,270
PS-175	5	9	Satin Ebony	20,048	16,310
PS-175	5	9	Polished Ebony	18,480	15,112
PS-175	5	9	Satin and Polished Mahogany	20,048	16,310
PS-175	5	9	Lacquer Satin and Polished Walnut	20,048	16,310
PS-185	6	1	Satin Ebony	20,900	16,960
PS-185	6	1	Polished Ebony	19,663	16,016
PS-185	6	1	Satin and Polished Mahogany	20,900	16,960
PS-185	6	1	Lacquer Satin and Polished Walnut	20,900	16,960
PS-186	6	1	Satin Ebony	22,275	18,010
PS-186	6	1	Polished Ebony	20,625	16,750
PS-186	6	1	Polished Mahogany/Walnut	22,275	18,010
PS-208	6	10	Satin Ebony	27,775	22,210
PS-208	6	10	Polished Ebony	26,400	21,160

#### **J.P. Pramberger Platinum Series Grands**

JP-179L	5	10	Satin Ebony	35,250	29,200
JP-179L	5	10	Polished Ebony	34,375	28,500
JP-179L	5	10	Lacquer Semigloss Mahogany/Walnut	37,000	30,600
JP-179L	5	10	Polished Mahogany	37,000	30,600
JP-179L	5	10	Polished Bubinga/Pommele	37,000	30,600
JP-179LF	5	10	French Provincial Satin Ebony	41,500	34,200
JP-179LF	5	10	French Provincial Lacquer Semigloss Cherry	41,500	34,200
JP-208B	6	10	Satin Ebony	44,250	36,400
JP-208B	6	10	Polished Ebony	43,250	35,600
JP-208B	6	10	Lacquer Semigloss Mahogany/Walnut	46,000	37,800
JP-228C	7	6	Satin Ebony	49,500	40,600
JP-228C	7	6	Polished Ebony	48,000	39,400
JP-280E	9	2	Polished Ebony	118,125	95,500

#### **RITMÜLLER**

##### **Classic Verticals**

UP-110RB	43.5		French Provincial Satin Walnut/Cherry	6,995	5,190
UP-110RB1	43.5		Satin Walnut/Cherry	6,995	5,190
UP-120RE	47.5		Satin Mahogany	7,995	5,990
UP-121RB	47.5		Polished Ebony	6,995	5,590
UP-121RB	47.5		Polished Mahogany/Walnut/White	7,495	5,790

##### **Performance Verticals**

R1	47		Polished Ebony	8,595	6,790
R2	49		Polished Ebony w/Butterfly Lid	9,595	7,390
RB	49		Polished Ebony	9,595	7,390

##### **Premium Verticals**

UH-118R	46.5		Polished Ebony	8,995	6,700
UH-121R	48		Chippendale Polished Ebony	9,695	7,590
UH-121R	48		Chippendale Polished Mahogany/Sapele	9,995	7,900
UH-132R	52		Polished Ebony	11,995	8,790

##### **Performance Grands**

R8	4	11	Polished Ebony	13,495	9,790
R8	4	11	Polished Mahogany/White	13,995	10,390
R9	5	3	Polished Ebony	15,495	10,590
R9	5	3	Polished Mahogany/White	15,995	11,190

\*See pricing explanation on page 205.

<i>Model</i>	<i>Feet</i>	<i>Inches</i>	<i>Description</i>	<i>MSRP*</i>	<i>SMP*</i>
<b>RITMÜLLER (continued)</b>					
<b>Premium Grands</b>					
GH-148R	4	10	Polished Ebony (spade leg)	15,995	11,190
GH-148R	4	10	Polished Mahogany/Sapele (spade leg)	16,495	11,990
GH-148R2	4	10	Polished Ebony (round leg)	16,495	11,590
GH-148R2	4	10	Polished Mahogany/Sapele (round leg)	16,995	12,390
GH-160R	5	3	Hand-rubbed Satin Ebony	18,995	13,990
GH-160R	5	3	Polished Ebony	18,495	13,190
GH-160R	5	3	Polished Mahogany/Sapele	18,995	13,990
GH-170R	5	7	Polished Ebony	20,995	15,590
GH-188R	6	2	Polished Ebony	25,995	18,990
GH-212R	7		Polished Ebony	31,995	24,990
GH-275R	9		Polished Ebony	84,995	66,990

## **RÖNISCH**

### **Verticals**

118 K	46.5		Polished Ebony	20,202	19,182
118 K	46.5		Satin Mahogany	23,054	21,749
118 K	46.5		Polished Mahogany	26,796	25,116
118 K	46.5		Satin Walnut	23,285	21,957
118 K	46.5		Polished Walnut	27,027	25,324
118 K	46.5		Satin European Cherry	23,678	22,310
118 K	46.5		Polished European Cherry	27,420	25,678
118 K	46.5		Satin German Oak	22,823	21,541
118 K	46.5		Polished White	24,324	22,892
118 K	46.5		Waxed Alder	22,014	20,813
118 K	46.5		Satin Heart Beech	20,370	19,333
118 K	46.5		Satin Ash	22,638	21,374
118 K	46.5		Satin Swiss Pear/Indian Apple	24,324	22,892
118 K	46.5		Polished Indian Apple	28,067	26,260
125 K	49		Polished Ebony	24,324	22,892
125 K	49		Satin Mahogany	24,740	23,266
125 K	49		Polished Mahogany	28,713	26,842
125 K	49		Satin Walnut	24,971	23,474
125 K	49		Polished Walnut	28,944	27,050
125 K	49		Satin European Cherry	25,364	23,828
125 K	49		Polished European Cherry	29,337	27,403
125 K	49		Polished White	26,426	24,783
125 K	49		Satin Bubinga	25,549	23,994
125 K	49		Polished Bubinga	29,522	27,570
125 K	49		Satin Swiss Pear/Indian Apple	25,964	24,368
125 K	49		Polished Indian Apple	29,938	27,944
125 K	49		Carl Ronisch Edition Satin Burl Walnut	28,067	26,260
125 K	49		Carl Ronisch Edition Polished Burl Walnut	32,040	29,836
132 K	52		Polished Ebony	27,235	25,512
132 K	52		Satin Mahogany	27,651	25,886
132 K	52		Polished Mahogany	31,855	29,670
132 K	52		Satin Walnut	27,882	26,094
132 K	52		Polished Walnut	32,086	29,877
132 K	52		Polished White	29,337	27,403
132 K	52		Satin Bubinga	28,505	26,655
132 K	52		Polished Bubinga	32,710	30,439
132 K	52		Carl Ronisch Edition Satin Burl Walnut	31,023	28,921
132 K	52		Carl Ronisch Edition Polished Burl Walnut	35,228	32,705

\*See pricing explanation on page 205.

<i>Model</i>	<i>Feet</i>	<i>Inches</i>	<i>Description</i>	<i>MSRP*</i>	<i>SMP*</i>
<b>RÖNISCH (continued)</b>					
<b>Grands</b>					
175 K	5	9	Polished Ebony	69,612	63,651
175 K	5	9	Satin Mahogany	71,244	65,120
175 K	5	9	Polished Mahogany	81,232	74,109
175 K	5	9	Satin Pyramid Mahogany	90,427	82,384
175 K	5	9	Polished Pyramid Mahogany	100,416	91,374
175 K	5	9	Satin Walnut	72,412	66,171
175 K	5	9	Polished Walnut	82,401	75,161
175 K	5	9	Satin European Cherry	74,419	67,977
175 K	5	9	Polished European Cherry	84,407	76,966
175 K	5	9	Polished White	73,625	67,263
175 K	5	9	Satin Bubinga	75,632	69,069
175 K	5	9	Polished Bubinga	85,620	78,058
175 K	5	9	Satin Rosewood	82,423	75,181
175 K	5	9	Polished Rosewood	92,412	84,171
175 K	5	9	Carl Ronisch Edition Satin Burl Walnut	90,529	82,476
175 K	5	9	Carl Ronisch Edition Polished Burl Walnut	100,993	91,894
186 K	6	1	Polished Ebony	75,632	69,069
186 K	6	1	Satin Mahogany	77,241	70,517
186 K	6	1	Polished Mahogany	87,230	79,507
186 K	6	1	Satin Pyramid Mahogany	96,425	87,783
186 K	6	1	Polished Pyramid Mahogany	106,413	96,772
186 K	6	1	Satin Walnut	78,410	71,569
186 K	6	1	Polished Walnut	88,398	80,558
186 K	6	1	Satin European Cherry	80,416	73,374
186 K	6	1	Polished European Cherry	90,405	82,365
186 K	6	1	Polished White	79,645	72,681
186 K	6	1	Satin Bubinga	81,629	74,466
186 K	6	1	Polished Bubinga	91,618	83,456
186 K	6	1	Satin Rosewood	88,421	80,579
186 K	6	1	Polished Rosewood	98,409	89,568
186 K	6	1	Carl Ronisch Edition Satin Burl Walnut	96,812	88,131
186 K	6	1	Carl Ronisch Edition Polished Burl Walnut	107,276	97,548
210 K	6	10.5	Polished Ebony	95,631	87,068
210 K	6	10.5	Polished White	99,622	90,660

\*See pricing explanation on page 205.

<i>Model</i>	<i>Feet</i>	<i>Inches</i>	<i>Description</i>	<i>MSRP*</i>	<i>SMP*</i>
<b>SAMICK</b>					
<b>Verticals</b>					
JS-042		42	Continental Satin Ebony	5,101	4,896
JS-042		42	Continental Polished Ebony	4,826	4,686
JS-042		42	Continental Polished Mahogany/Walnut/Ivory	5,101	4,896
JS-042		42	Continental Satin and Polished Walnut	5,101	4,896
JS-042		42	Continental Satin Cherry	5,101	4,896
JS-143F		43	French Provincial Satin Cherry	5,981	5,568
JS-143M		43	Mediterranean Satin Brown Oak	5,981	5,568
JS-143T		43	Satin Mahogany	5,981	5,568
JS-115		45	Satin Ebony	6,133	5,684
JS-115		45	Polished Ebony	5,858	5,474
JS-115		45	Satin Walnut/Cherry	6,133	5,684
JS-115		45	Polished Mahogany/Walnut/Ivory	6,133	5,684
JS-118H		46.5	Satin Ebony	6,683	6,104
JS-118H		46.5	Polished Ebony	6,408	5,894
JS-118H		46.5	Polished Mahogany	6,683	6,104
JS-247		46.5	Satin Ebony	7,411	6,660
JS-247		46.5	Polished Ebony	7,136	6,450
JS-247		46.5	Satin Mahogany/Walnut	7,411	6,660
JS-247		46.5	Polished Mahogany/Walnut	7,411	6,660
JS-121F/M		48	Satin Ebony	7,288	6,566
JS-121F/M		48	Polished Ebony	7,013	6,356
JS-121F/M		48	Polished Mahogany	7,288	6,566
JS-131		52	Satin Ebony	8,113	7,196
JS-131		52	Polished Ebony	7,838	6,986
JS-131		52	Polished Mahogany	8,113	7,196
<b>Grands</b>					
SIG-48	4	9	Polished Ebony	12,911	10,860
SIG-48	4	9	Polished Mahogany/Walnut	14,011	11,700
SIG-50	5		Satin Ebony	14,836	12,330
SIG-50	5		Polished Ebony	13,736	11,490
SIG-50	5		Polished Mahogany/Walnut	14,836	12,330
SIG-54	5	4	Satin Ebony	15,936	13,170
SIG-54	5	4	Polished Ebony	14,561	12,120
SIG-54	5	4	Polished Mahogany/Walnut	15,936	13,170
SIG-54	5	4	Polished Bubinga/Pommele w/Ebony	17,586	14,430
SIG-57	5	7	Satin Ebony	17,036	14,010
SIG-57	5	7	Polished Ebony	15,661	12,960
SIG-57	5	7	Polished Mahogany/Walnut	17,036	14,010
SIG-57L	5	7	Empire Satin Ebony	19,250	15,700
SIG-57L	5	7	Empire Polished Ebony	17,875	14,650
SIG-57L	5	7	Empire Polished Mahogany	19,250	15,700
SIG-61	6	1	Satin Ebony	18,563	15,176
SIG-61	6	1	Polished Ebony	17,325	14,230
SIG-61	6	1	Polished Mahogany/Walnut	18,563	15,176
SIG-61L	6	1	Empire Satin Ebony	20,488	16,646
SIG-61L	6	1	Empire Polished Ebony	19,250	15,700
SIG-61L	6	1	Empire Polished Mahogany	20,488	16,646

\*See pricing explanation on page 205.

Model	Feet	Inches	Description	MSRP*	SMP*
<b>SAUTER</b>					
Standard wood veneers are walnut, mahogany, ash, and alder.					
<b>Verticals</b>					
122	48		Ragazza Polished Ebony	32,347	32,347
122	48		Ragazza Satin Cherry	32,017	32,017
122	48		Ragazza Polished Cherry/Yew	37,970	37,970
122	48		Vista Polished Ebony	35,434	35,434
122	48		Vista Satin Maple	33,781	33,781
122	48		Vista Satin Cherry	35,258	35,258
122	48		Master Class Polished Ebony	41,652	41,652
122	48		Peter Maly Artes Polished Ebony	46,437	46,437
122	48		Peter Maly Artes Polished Palisander/Macassar	47,893	47,893
122	48		Peter Maly Artes Polished White	47,319	47,319
122	48		Peter Maly Pure Noble Polished Ebony/Veneers	43,416	43,416
122	48		Peter Maly Pure Noble Polished White/Red	44,607	44,607
122	48		Peter Maly Pure Basic Satin Ebony/Walnut	35,192	35,192
122	48		Peter Maly Pure Basic Satin White/Maple	35,192	35,192
122	48		Peter Maly Rondo Polished Ebony	38,610	38,610
122	48		Peter Maly Rondo Satin Wenge	35,655	35,655
122	48		Peter Maly Vitrea Colored Ebony with Glass	36,140	36,140
122	48		Schulpiano Satin Beech/Black Ash	28,202	28,202
130	51		Master Class Polished Ebony	47,209	47,209
130	51		Competence Polished Ebony	40,219	40,219
130	51		Competence Satin Walnut	38,169	38,169
130	51		Peter Maly Cura Satin Walnut	45,136	45,136
130	51		Peter Maly Cura Satin Cherry	46,614	46,614
<b>Grands</b>					
160	5	3	Alpha Polished Ebony	84,650	84,650
160	5	3	Alpha Satin Standard Wood Veneers	78,123	78,123
160	5	3	Chippendale Satin Cherry	87,781	87,781
160	5	3	Chippendale Satin Standard Wood Veneers	84,518	84,518
160	5	3	Noblesse Satin Cherry	94,176	94,176
160	5	3	Noblesse Polished Cherry	104,671	104,671
160	5	3	Noblesse Satin Burl Walnut	98,387	98,387
160	5	3	Noblesse Satin Standard Wood Veneers	90,934	90,934
160	5	3	Noblesse Polished Standard Wood Veneers	101,276	101,276
185	6	1	Delta Polished Ebony	94,284	94,284
185	6	1	Delta Polished Ebony w/Burl Walnut	96,666	96,666
185	6	1	Delta Polished Pyramid Mahogany	104,126	104,126
185	6	1	Delta Polished Bubinga	103,340	103,340
185	6	1	Delta Polished Rio Palisander	104,126	104,126
185	6	1	Delta Satin Maple with Silver	88,667	88,667
185	6	1	Delta Polished White	97,228	97,228
185	6	1	Delta Satin Standard Wood Veneers	86,689	86,689
185	6	1	Chippendale Satin Cherry	96,396	96,396
185	6	1	Chippendale Satin Standard Wood Veneers	93,093	93,093
185	6	1	Noblesse Satin Cherry	103,070	103,070
185	6	1	Noblesse Polished Cherry	114,799	114,799
185	6	1	Noblesse Satin Burl Walnut	107,204	107,204
185	6	1	Noblesse Satin Standard Wood Veneers	99,902	99,902
185	6	1	Noblesse Polished Standard Wood Veneers	111,990	111,990
210	6	11	Peter Maly Vivace Polished Ebony	131,089	131,089
210	6	11	Peter Maly Vivace Satin Wood Veneers	122,363	122,363
210	6	11	Peter Maly Vivace Polished White	133,048	133,048
220	7	3	Omega Polished Ebony	118,980	118,980
220	7	3	Omega Polished Burl Walnut	132,625	132,625
220	7	3	Omega Polished Pyramid Mahogany	131,423	131,423

\*See pricing explanation on page 205.

<i>Model</i>	<i>Feet</i>	<i>Inches</i>	<i>Description</i>	<i>MSRP*</i>	<i>SMP*</i>
<b>SAUTER (continued)</b>					
220	7	3	Omega Satin Standard Wood Veneers	114,172	114,172
230	7	7	Peter Maly Ambiente Polished Ebony	150,656	150,656
230	7	7	Peter Maly Ambiente Polished Ebony w/Crystals	172,359	172,359
275	9		Concert Polished Ebony	204,227	204,227

## **SCHIMMEL**

### **Classic Series Verticals**

C 116	46		Tradition Polished Ebony	23,600	19,880
C 116	46		Tradition Polished Mahogany/White	26,600	22,280
C 116	46		Tradition Satin Walnut/Cherry/Beech/Alder	26,600	22,280
C 116	46		Modern Cubus Polished Ebony	27,350	22,880
C 116	46		Modern Cubus Polished White	30,350	25,280
C 120	48		Tradition Polished Ebony	26,100	21,880
C 120	48		Tradition Polished Mahogany/White	29,100	24,280
C 120	48		Tradition Satin Walnut/Cherry/Beech/Alder	29,100	24,280
C 120	48		Tradition Marketerie Polished Mahogany w/Inlay	31,100	25,880
C 120	48		Elegance Manhattan Polished Ebony	24,725	20,780
C 120	48		Elegance Manhattan Polished Mahogany/White	29,100	24,280
C 120	48		Modern Polished Ebony	29,850	24,880
C 120	48		Modern Polished White	32,850	27,280
C 120	48		Royal Polished Ebony	28,600	23,880
C 120	48		Royal Polished Mahogany/White	31,600	26,280
C 120	48		Royal Intarsie Flora Polished Mahogany w/Inlays	33,600	27,880
C 126	50		Tradition Polished Ebony	31,100	25,880
C 126	50		Tradition Polished Mahogany/White	34,100	28,280
C 130	51		Tradition Polished Ebony	33,600	27,880
C 130	51		Tradition Polished Mahogany/White	36,600	30,280

### **Konzert Series Verticals**

K 122	48		Tradition Polished Ebony	34,475	28,580
K 122	48		Tradition Polished Mahogany/White	38,475	31,780
K 122	48		Elegance Polished Ebony	34,475	28,580
K 122	48		Elegance Polished White	38,475	31,780
K 125	49		Tradition Polished Ebony	36,975	30,580
K 125	49		Tradition Polished Mahogany/White	40,975	33,780
K 132	52		Tradition Polished Ebony	42,225	34,780
K 132	52		Tradition Polished Mahogany/White	46,225	37,980

### **International Series Verticals**

I 115	46		Modern Polished Ebony	19,350	16,480
I 115	46		Modern Polished White	22,350	18,880
I 115	46		Tradition Polished Ebony	19,350	16,480
I 115	46		Tradition Polished Mahogany/White	22,350	18,880
I 119	48		Tradition Polished Ebony	21,850	18,480
I 119	48		Tradition Polished Mahogany/White	24,850	20,880
I 123	50		Tradition Polished Ebony	23,350	19,680
I 123	50		Tradition Polished Mahogany/White	26,350	22,080

### **Wilhelm Schimmel Verticals**

W 114	46		Modern Swing Polished Ebony	15,225	13,180
W 114	46		Modern Swing Polished White	17,725	15,180
W 114	46		Tradition Polished Ebony	16,225	13,980
W 114	46		Tradition Polished Mahogany/White	18,725	15,980
W 118	48		Tradition Polished Ebony	17,225	15,180
W 118	48		Tradition Polished Mahogany/White	20,225	17,180
W 123	50		Tradition Polished Ebony	19,225	16,380
W 123	50		Tradition Polished Mahogany/White	21,725	18,380

\*See pricing explanation on page 205.



<i>Model</i>	<i>Feet</i>	<i>Inches</i>	<i>Description</i>	<i>MSRP*</i>	<i>SMP*</i>
<b>SCHIMMEL (continued)</b>					
<b>Classic Series Grands</b>					
C 169	5	7	Tradition Polished Ebony	64,350	52,480
C 169	5	7	Tradition Polished Mahogany/White	70,600	57,480
C 189	6	3	Tradition Polished Ebony	68,100	55,480
C 189	6	3	Tradition Polished Mahogany/White	74,350	60,480
C 213	7		Tradition Polished Ebony	74,350	60,480
C 213	7		Tradition Polished Mahogany/White	80,600	65,480
<b>Konzert Series Grands</b>					
K 175	5	9	Tradition Polished Ebony	84,750	68,800
K 175	5	9	Tradition Polished Mahogany/White	92,250	74,800
K 195	6	5	Tradition Polished Ebony	92,250	74,800
K 195	6	5	Tradition Polished Mahogany/White	99,750	80,800
K 208	6	10	Pegasus Black or Color	550,000	441,000
K 213	7		Glas Clear Acrylic and White or Black and Gold	312,500	251,000
K 213	7		Otmar Alt Polished Ebony w/Color Motifs	225,000	181,000
K 219	7	2	Tradition Polished Ebony	99,750	80,800
K 219	7	2	Tradition Polished Mahogany/White	107,250	86,800
K 230	7	7	Tradition Polished Ebony	124,750	92,800
K 256	8	4	Tradition Polished Ebony	129,750	104,800
K 280	9	2	Tradition Polished Ebony	149,750	120,800
<b>International Series Grands</b>					
I 182	6		Tradition Polished Ebony	54,475	44,580
I 182	6		Tradition Polished Mahogany/White	60,725	49,580
I 208	6	10	Tradition Polished Ebony	65,975	53,780
I 208	6	10	Tradition Polished Mahogany/White	72,225	58,780
<b>Wilhelm Schimmel Grands</b>					
W 180	6		Tradition Polished Ebony	39,225	32,380
W 180	6		Tradition Polished Mahogany/White	44,225	36,380
W 206	6	10	Tradition Polished Ebony	47,975	39,380
W 206	6	10	Tradition Polished Mahogany/White	52,975	43,380

## **SCHULZE POLLMANN**

### **Masterpiece Series Verticals**

118/P8	46		Polished Ebony	23,795	23,795
118/P8	46		Polished Briar Walnut/Mahogany	24,995	24,995
118/P8	46		Polished Feather and Peacock Mahogany	24,995	24,995
126/P6	50		Polished Ebony	26,395	26,395
126/P6	50		Polished Peacock Ebony	27,395	27,395
126/P6	50		Polished Peacock Mahogany/Walnut/Cherry	28,795	28,795
126/P6	50		Polished Briar Mahogany/Walnut	28,795	28,795
126/P6	50		Polished Feather Mahogany	28,795	28,795

### **Studio Series Verticals**

115PO	45		Polished Ebony	8,695	7,190
115PO	45		Polished Peacock Ebony	9,595	7,790
118PO	46		Polished Ebony	9,995	8,390
118PO	46		Polished Peacock Ebony	10,995	8,990
118PO	46		Polished Peacock Mahogany/Walnut	11,995	9,590
122PO	48		Polished Ebony	12,995	9,790
122PO	48		Polished Peacock Ebony	13,995	10,390
122PO	48		Polished Peacock Mahogany/Walnut	14,995	10,990

### **Masterpiece Series Grands**

160/GK	5	3	Polished Ebony (spade leg)	55,995	55,995
160/GK	5	3	Polished Briar Mahogany (spade leg)	59,995	59,995
160/GK	5	3	Polished Feather Mahogany (spade leg)	63,995	63,995

\*See pricing explanation on page 205.

<i>Model</i>	<i>Feet</i>	<i>Inches</i>	<i>Description</i>	<i>MSRP*</i>	<i>SMP*</i>
<b>SCHULZE POLLMANN (continued)</b>					
197/G5	6	6	Polished Ebony (spade leg)	77,995	76,990
197/G5	6	6	Polished Briar Mahogany (spade leg)	80,995	80,995
197/G5	6	6	Polished Feather Mahogany (spade leg)	84,995	84,995

#### **Studio and Studio Upgrade Series Grands**

S152	5		Polished Ebony	28,485	19,990
SU152	5		Polished Ebony w/Feather Mahogany Accent	32,985	22,990
S187	6	1	Polished Ebony	37,485	25,990
SU187	6	1	Polished Ebony w/Feather Mahogany Accent	40,185	27,790

#### **SCHUMANN — see Welkin Sound**

#### **SEILER**

##### **Seiler Verticals**

SE-116	45		Primus, Polished Ebony	32,813	27,250
SE-116	45		Mondial, Polished Ebony	34,375	28,500
SE-116	45		Mondial, Polished Rosewood	46,875	38,500
SE-126	49		Konzert, Satin Walnut	45,313	37,250
SE-132	52		Konzert, Polished Ebony	45,313	37,250
SE-132	52		Konzert, Polished Ebony w/Rec Panel	46,875	38,500
SE-132	52		Konzert, Polished Mahogany	59,375	48,500

##### **Eduard Seiler ED Series Verticals**

ED-126	49		Primus Satin Ebony	14,250	9,790
ED-126	49		Primus Polished Ebony	13,750	9,306
ED-126	49		Primus Polished Mahogany/Walnut/Ivory	14,250	10,230
ED-132	52		Konzert Satin Ebony	16,750	10,230
ED-132	52		Konzert Polished Ebony	15,000	9,790
ED-132	52		Konzert Polished Mahogany/Walnut/Ivory	16,750	10,670

##### **Eduard Seiler ES Series Verticals**

ES-126	49		Primus Polished Ebony	25,485	19,690
ES-126	49		Primus Polished Mahogany/Walnut	26,985	20,790
ES-126	49		Primus Satin Alder/Beech	26,985	20,790
ES-132	52		Konzert Polished Ebony	28,750	22,110
ES-132	52		Konzert Polished Mahogany/Walnut	30,250	23,210
ES-132	52		Konzert Satin Alder/Beech	30,250	23,210

##### **Johannes Seiler Verticals**

GS-116	45.5		Satin Ebony	7,563	7,050
GS-116	45.5		Polished Ebony	7,013	6,610
GS-116	45.5		Polished Mahogany	7,563	7,050
GS-118	47		Satin Ebony	8,525	7,820
GS-118	47		Polished Ebony	7,975	7,380
GS-118	47		Polished Mahogany/Walnut	8,525	7,820
GS-122	48.5		Satin Ebony	9,061	8,250
GS-122	48.5		Polished Ebony	8,415	7,732
GS-122	48.5		Polished Mahogany	9,061	8,250

##### **Seiler Grands**

SE-168	5	6	Virtuoso, Polished Ebony	101,563	82,250
SE-168	5	6	Virtuoso, Polished Mahogany	114,063	92,250
SE-186	6	2	Maestro, Polished Ebony	109,375	88,500
SE-186	6	2	Maestro, Polished Mahogany	123,438	99,750
SE-186	6	2	Maestro, Polished Rosewood	123,438	99,750
SE-186	6	2	Ziricote, Polished Ebony	139,063	112,250
SE-186	6	2	Louvre, Polished Cherry	173,438	139,750
SE-186	6	2	Florenz, Polished Mahogany	173,438	139,750
SE-208	6	10	Polished Ebony	121,875	98,500

\*See pricing explanation on page 205.

Model	Feet	Inches	Description	MSRP*	SMP*
<b>SEILER (continued)</b>					
SE-242	8		Polished Ebony	156,250	126,000
SE-278	9	2	Polished Ebony	253,125	203,500
<b>Eduard Seiler ED Series Grands</b>					
ED-168	5	6	Virtuoso Satin Ebony	32,000	24,100
ED-168	5	6	Virtuoso Polished Ebony	31,250	22,780
ED-168	5	6	Virtuoso Polished Mahogany/Walnut	32,000	24,100
ED-186	6	2	Maestro Satin Ebony	41,250	30,690
ED-186	6	2	Maestro Polished Ebony	40,000	29,590
ED-186	6	2	Maestro Polished Mahogany/Walnut	41,250	30,690
<b>Eduard Seiler ES Series Grands</b>					
ES-186	6	2	Maestro Polished Ebony	59,985	44,990
ES-186	6	2	Maestro Polished Mahogany/Walnut	62,985	47,190
ES-186	6	2	Maestro Satin Maple/Cherry	62,985	47,190
<b>Johannes Seiler Grands</b>					
GS-160	5	3	Satin Ebony	19,938	16,950
GS-160	5	3	Polished Ebony	18,975	16,180
GS-160	5	3	Polished Mahogany	19,938	16,950
GS-175	5	9	Satin Ebony	22,688	19,150
GS-175	5	9	Polished Ebony	21,725	18,380
GS-175	5	9	Polished Mahogany	22,963	19,150
GS-186	6	2	Satin Ebony	24,475	20,580
GS-186	6	2	Polished Ebony	23,650	19,920
GS-186	6	2	Polished Mahogany	24,736	20,580

## SOHMER

### Verticals

S-126	50		Polished Ebony		10,800
S-126	50		Polished Mahogany		11,200

### Grands

S-160	5	3	Polished Ebony		20,190
S-160	5	3	Polished Mahogany		20,990
S-180	5	10	Polished Ebony		22,190
S-180	5	10	Polished Mahogany		22,990
S-218	7	2	Polished Ebony		31,980

*Steck, Geo. — see Welkin Sound*

## STEINBERG, WILH.

### Verticals

IQ 16	46		Polished Ebony	17,580	17,580
IQ 16	46		Satin Beech/Oak/Alder	17,956	17,956
IQ 16	46		Satin Walnut/Mahogany	18,298	18,298
IQ 16	46		Polished White	18,980	18,980
IQ 24	48		Polished Ebony	20,364	20,364
IQ 24	48		Satin Beech/Oak/Alder	20,900	20,900
IQ 24	48		Satin Walnut/Mahogany	20,980	20,980
IQ 24	48		Polished White	21,764	21,764
IQ 24	48		Amadeus Polished Ebony	22,164	22,164
IQ 24	48		Amadeus Satin Walnut/Mahogany	24,580	24,580
IQ 24	48		Amadeus Polished White	26,764	26,764
AC 123	48.5		Polished Ebony	17,240	17,240
AC 130	51		Polished Ebony	19,740	19,740

\*See pricing explanation on page 205.

<i>Model</i>	<i>Feet</i>	<i>Inches</i>	<i>Description</i>	<i>MSRP*</i>	<i>SMP*</i>
<b>STEINBERG, WILH. (continued)</b>					
IQ 28		51	Polished Ebony	24,920	24,920
IQ 28		51	Satin Beech/Alder/Oak	25,440	25,440
IQ 28		51	Satin Walnut/Mahogany	25,500	25,500
IQ 28		51	Polished White	21,790	21,790
IQ 28		51	Amadeus Polished Ebony	23,956	23,956
IQ 28		51	Amadeus Satin Walnut/Mahogany	29,816	29,816

#### **Grands**

AC 165	5	5	Phoenix Bass, Polished Ebony	34,400	34,400
AC 165	5	5	Phoenix Bass, Polished Mahogany	37,700	37,700
AC 188	6	2	Polished Ebony	45,882	45,882
AC 212	6	11.5	Polished Ebony	55,456	55,456

#### **STEINGRAEBER & SÖHNE**

For pricing information on Steingraeber-Phoenix pianos, please contact the distributor.

#### **Verticals**

122 T		48	Polished Ebony	39,767	39,767
122 T		48	Satin Sapele/Walnut	39,095	39,095
122 T		48	Polished Sapele/Walnut	45,553	45,553
130 PS		51	Polished Ebony	51,475	51,475
130 PS		51	Polished Ebony w/Twist & Change Panels	55,559	55,559
130 PS		51	Satin Sapele/Walnut	46,886	46,886
130 PS		51	Polished Sapele/Walnut	53,575	53,575
130 PS		51	Satin Special Veneers	49,102	49,102
130 PS		51	Polished Special Veneers	55,790	55,790
138 K		54	Classic Polished Ebony	56,704	56,704
138 K		54	Classic Polished Ebony w/Twist & Change	60,809	60,809
138 K		54	Classic Satin Sapele/Walnut	54,740	54,740
138 K		54	Classic Polished Sapele/Walnut	61,450	61,450
138 K		54	Classic Satin Special Veneers	57,008	57,008
138 K		54	Classic Polished Special Veneers	63,707	63,707

#### **Grands**

A170	5	7	Polished Ebony	93,382	93,382
A170	5	7	Studio Anti-Scratch Lacquer Polished Ebony	90,883	90,883
A170	5	7	Satin Sapele/Walnut	106,003	106,003
A170	5	7	Polished Sapele/Walnut	110,109	110,109
A170	5	7	Satin Special Veneers	107,557	107,557
A170	5	7	Polished Special Veneers	111,621	111,621
A170 K	5	7	Classicism/Chippendale Polished Ebony	107,757	107,757
A170 K	5	7	Classicism/Chippendale Studio Anti-Scratch Lacquer Polished Ebony	105,258	105,258
A170 S	5	7	Studio Polished Ebony	88,668	88,668
A170 S	5	7	Studio Studio Anti-Scratch Lacquer Polished Ebony	86,169	86,169
A170 S	5	7	Studio Satin Sapele/Walnut	101,278	101,278
A170 S	5	7	Studio Polished Sapele/Walnut	105,373	105,373
A170 S	5	7	Studio Satin Special Veneers	102,822	102,822
A170 S	5	7	Studio Polished Special Veneers	106,885	106,885
B192 N	6	3	Polished Ebony	117,017	117,017
B192 N	6	3	Studio Anti-Scratch Lacquer Polished Ebony	114,182	114,182
B192 N	6	3	Satin Sapele/Walnut	130,331	130,331
B192 N	6	3	Polished Sapele/Walnut	134,237	134,237
B192 N	6	3	Satin Special Veneers	131,979	131,979
B192 N	6	3	Polished Special Veneers	135,917	135,917
B192 S	6	3	Polished Ebony	111,483	111,483
B192 S	6	3	Studio Anti-Scratch Lacquer Polished Ebony	108,774	108,774
B192 S	6	3	Satin Sapele/Walnut	124,115	124,115
B192 S	6	3	Polished Sapele/Walnut	127,821	127,821
B192 S	6	3	Satin Special Veneers	125,690	125,690

\*See pricing explanation on page 205.

Model	Feet	Inches	Description	MSRP*	SMP*
<b>STEINGRAEBER &amp; SÖHNE (continued)</b>					
B192 S	6	3	Polished Special Veneers	129,428	129,428
C212 N	7		Polished Ebony	128,598	128,598
C212 N	7		Studio Anti-Scratch Lacquer Polished Ebony	125,427	125,427
C212 N	7		Satin Sapele/Walnut	143,298	143,298
C212 N	7		Polished Sapele/Walnut	147,593	147,593
C212 N	7		Satin Special Veneers	145,136	145,136
C212 N	7		Polished Special Veneers	149,441	149,441
C212 K	7		Classicism/Chippendale Polished Ebony	142,973	142,973
C212 K	7		Classicism/Chippendale Studio Anti-Scratch Lacquer Polished Ebony	139,802	139,802
C212 S	7		Studio Polished Ebony	122,466	122,466
C212 S	7		Studio Studio Anti-Scratch Lacquer Polished Ebony	119,463	119,463
C212 S	7		Studio Satin Sapele/Walnut	136,431	136,431
C212 S	7		Studio Polished Sapele/Walnut	140,526	140,526
C212 S	7		Studio Satin Special Veneers	138,195	138,195
C212 S	7		Studio Polished Special Veneers	142,269	142,269
D-232 N	7	7	Semi-Concert Polished Ebony	156,402	156,402
D-232 N	7	7	Semi-Concert Studio Anti-Scratch Lacquer Polished Ebony	152,990	152,990
D-232 N	7	7	Semi-Concert Satin Sapele/Walnut	164,571	164,571
D-232 N	7	7	Semi-Concert Polished Sapele/Walnut	177,108	177,108
D-232 N	7	7	Semi-Concert Satin Special Veneers	175,008	175,008
D-232 N	7	7	Semi-Concert Polished Special Veneers	179,849	179,849
E-272	8	11	Concert Polished Ebony	230,156	230,156
E-272	8	11	Concert Studio Anti-Scratch Lacquer Polished Ebony	226,733	226,733
E-272	8	11	Concert Satin Sapele/Walnut	248,017	248,017
E-272	8	11	Concert Polished Sapele/Walnut	253,750	253,750
E-272	8	11	Concert Satin Special Veneers	250,306	250,306
E-272	8	11	Concert Polished Special Veneers	256,018	256,018

## STEINWAY & SONS

These are the prices at the Steinway retail store in New York City, often used as a benchmark for Steinway prices throughout the country. Model K-52 in ebony; model 1098 in ebony, mahogany, and walnut; and grand models in ebony, mahogany, and walnut include adjustable artist benches. Other models include regular wood bench. Wood-veneered models are in a semigloss finish called "satin lustre."

### Verticals

4510	45		Sheraton Satin Ebony	27,100	27,100
4510	45		Sheraton Mahogany	30,900	30,900
4510	45		Sheraton Walnut	32,100	32,100
1098	46.5		Satin Ebony	25,600	25,600
1098	46.5		Polyester Polished Ebony	28,100	28,100
1098	46.5		Mahogany	28,600	28,600
1098	46.5		Walnut	29,600	29,600
K-52	52		Satin Ebony	33,600	33,600
K-52	52		Polyester Polished Ebony	36,600	36,600
K-52	52		Mahogany	38,600	38,600
K-52	52		Walnut	39,800	39,800

### Grands

S	5	1	Satin Ebony	57,800	57,800
S	5	1	Polyester Polished Ebony	59,600	59,600
S	5	1	Polyester Polished Ebony w/Sterling Hardware	61,400	61,400
S	5	1	Lacquer Polished Ebony	63,600	63,600
S	5	1	Polyester Polished White	65,600	65,600
S	5	1	Mahogany	65,200	65,200
S	5	1	Walnut	68,100	68,100
S	5	1	Figured Sapele	70,900	70,900
S	5	1	Dark Cherry	72,200	72,200
S	5	1	Kewazinga Bubinga	74,300	74,300

\*See pricing explanation on page 205.

<i>Model</i>	<i>Feet</i>	<i>Inches</i>	<i>Description</i>	<i>MSRP*</i>	<i>SMP*</i>
<b>STEINWAY &amp; SONS (continued)</b>					
S	5	1	Santos Rosewood	82,200	82,200
S	5	1	East Indian Rosewood	83,100	83,100
S	5	1	African Pommele	83,800	83,800
S	5	1	Macassar Ebony	91,300	91,300
M	5	7	Satin Ebony	63,100	63,100
M	5	7	Polyester Polished Ebony	65,300	65,300
M	5	7	Polyester Polished Ebony w/Sterling Hardware	67,200	67,200
M	5	7	Lacquer Polished Ebony	69,400	69,400
M	5	7	Polyester Polished White	71,800	71,800
M	5	7	Mahogany	72,100	72,100
M	5	7	Walnut	74,900	74,900
M	5	7	Figured Sapele	78,100	78,100
M	5	7	Dark Cherry	79,400	79,340
M	5	7	Kewazinga Bubinga	81,300	81,300
M	5	7	Santos Rosewood	89,300	89,300
M	5	7	East Indian Rosewood	90,800	90,800
M	5	7	African Pommele	91,300	91,300
M	5	7	Macassar Ebony	99,600	99,600
M 1014A	5	7	Chippendale Mahogany	90,400	89,900
M 1014A	5	7	Chippendale Walnut	92,600	91,980
M 501A	5	7	Louis XV Walnut	116,600	116,600
M 501A	5	7	Louis XV East Indian Rosewood	135,600	135,560
M	5	7	John Lennon Imagine Polished White	99,600	99,600
O	5	10.5	Satin Ebony	71,100	71,100
O	5	10.5	Polyester Polished Ebony	73,300	73,300
O	5	10.5	Polyester Polished Ebony w/Sterling Hardware	75,200	75,200
O	5	10.5	Lacquer Polished Ebony	78,100	78,100
O	5	10.5	Polyester Polished White	80,700	80,700
O	5	10.5	Mahogany	80,800	80,800
O	5	10.5	Walnut	83,700	83,580
O	5	10.5	Figured Sapele	87,100	86,900
O	5	10.5	Dark Cherry	88,300	88,300
O	5	10.5	Kewazinga Bubinga	90,600	90,600
O	5	10.5	Santos Rosewood	99,300	99,300
O	5	10.5	East Indian Rosewood	100,800	100,800
O	5	10.5	African Pommele	101,600	101,600
O	5	10.5	Macassar Ebony	111,900	111,900
O	5	10.5	John Lennon Imagine Polished White	108,800	108,800
A	6	2	Satin Ebony	81,800	81,800
A	6	2	Polyester Polished Ebony	84,400	84,400
A	6	2	Polyester Polished Ebony w/Sterling Hardware	86,400	86,400
A	6	2	Lacquer Polished Ebony	89,900	89,880
A	6	2	Polyester Polished White	92,900	92,900
A	6	2	Mahogany	92,300	92,300
A	6	2	Walnut	95,200	94,560
A	6	2	Figured Sapele	98,900	98,640
A	6	2	Dark Cherry	100,400	100,320
A	6	2	Kewazinga Bubinga	103,100	103,100
A	6	2	Santos Rosewood	113,200	113,200
A	6	2	East Indian Rosewood	114,800	114,800
A	6	2	African Pommele	115,600	115,600
A	6	2	Macassar Ebony	127,100	127,020
A	6	2	John Lennon Imagine Polished White	122,100	122,100
B	6	10.5	Satin Ebony	92,400	92,400
B	6	10.5	Polyester Polished Ebony	95,600	94,800
B	6	10.5	Polyester Polished Ebony w/Sterling Hardware	99,200	98,400
B	6	10.5	Lacquer Polished Ebony	101,700	101,700

\*See pricing explanation on page 205.

Model	Feet	Inches	Description	MSRP*	SMP*
<b>STEINWAY &amp; SONS (continued)</b>					
B	6	10.5	Polyester Polished White	105,100	104,180
B	6	10.5	Mahogany	103,900	103,620
B	6	10.5	Walnut	107,100	105,940
B	6	10.5	Figured Sapele	111,400	110,660
B	6	10.5	Dark Cherry	112,900	112,720
B	6	10.5	Kewazinga Bubinga	116,200	115,920
B	6	10.5	Santos Rosewood	127,300	127,300
B	6	10.5	East Indian Rosewood	129,300	129,300
B	6	10.5	African Pommele	130,400	130,400
B	6	10.5	Macassar Ebony	142,600	142,140
B	6	10.5	John Lennon Imagine Polished White	137,600	135,820
D	8	11.75	Satin Ebony	148,700	144,000
D	8	11.75	Polyester Polished Ebony	149,900	147,000
D	8	11.75	Polyester Polished Ebony w/Sterling Hardware	153,600	150,600
D	8	11.75	Lacquer Polished Ebony	163,600	158,300
D	8	11.75	Polyester Polished White	164,900	161,600
D	8	11.75	Mahogany	163,400	154,500
D	8	11.75	Walnut	167,200	157,040
D	8	11.75	Figured Sapele	176,100	164,000
D	8	11.75	Dark Cherry	180,600	167,200
D	8	11.75	Kewazinga Bubinga	183,200	170,660
D	8	11.75	Santos Rosewood	200,600	189,540
D	8	11.75	East Indian Rosewood	203,200	191,260
D	8	11.75	African Pommele	205,100	191,800
D	8	11.75	Macassar Ebony	224,100	209,260
D	8	11.75	John Lennon Imagine Polished White	199,600	194,080

### **Steinway (Hamburg) Grands**

I frequently get requests for prices of pianos made in Steinway's branch factory in Hamburg, Germany. Officially, these pianos are not sold in North America, but it is possible to order one through an American Steinway dealer, or to go to Europe and purchase one there. The following list shows approximately how much it would cost to purchase a Hamburg Steinway in Europe and have it shipped to the United States. The list was derived by taking the published retail price in Europe, subtracting the value-added tax not applicable to foreign purchasers, converting to U.S. dollars (the rate used here is 1 Euro = \$1.37, but is obviously subject to change), and adding approximate charges for duty, air freight, crating, insurance, brokerage fees, and delivery. Only prices for grands in polished ebony are shown here. Caution: This list is published for general informational purposes only. The price that Steinway would charge for a piano ordered through an American Steinway dealer may be different. (Also, the cost of a trip to Europe to purchase the piano is not included.)

S-155	5	1	Polished Ebony	80,200	80,200
M-170	5	7	Polished Ebony	88,000	88,000
O-180	5	10.5	Polished Ebony	93,100	93,100
A-188	6	2	Polished Ebony	99,400	99,400
B-211	6	11	Polished Ebony	115,800	115,800
C-227	7	5.5	Polished Ebony	136,000	136,000
D-274	8	11.75	Polished Ebony	175,700	175,700

\*See pricing explanation on page 205.

Model	Feet	Inches	Description	MSRP*	SMP*
-------	------	--------	-------------	-------	------

### STORY & CLARK

All Story & Clark pianos include PNOscan, and USB and MIDI connectivity. In addition, all grands now include a QRS PNOmation II player-piano system. Prices shown are those for online sales through [www.qrsmusic.com](http://www.qrsmusic.com).

#### Heritage Series Verticals

H7		46	Academy Polished Ebony		5,395
----	--	----	------------------------	--	-------

#### Signature Series Verticals

S8		48	Cosmopolitan Polished Ebony		5,395
----	--	----	-----------------------------	--	-------

#### Heritage Series Grands

H50A	4	11	Prelude Polished Ebony		15,395
H50A	4	11	Prelude Polished Mahogany		16,295
H60 QA	5		French Provincial Polished Ebony		17,495
H60 QA	5		French Provincial Satin Lacquer and Polished Mahogany		17,695
H60A	5	3	Academy Satin Ebony		16,995
H60A	5	3	Academy Polished Ebony		15,895
H60A	5	3	Academy Polished Mahogany		16,995
H60A	5	3	Academy Polished White		17,495
H70A	5	7	Conservatory Polished Ebony		18,395
H80	6	1	Professional Polished Ebony		21,395
H90	6	10	Semi-Concert Polished Ebony		28,895

#### Signature Series Grands

S500	4	11	Manhattan Semigloss Ebony w/Birdseye Maple Accents		25,095
S600	5	4	Cosmopolitan Polished Ebony		24,395
S600	5	4	Melrose Polished Ebony/Mahogany		27,095
S600	5	4	Park West Satin Ebony		24,295
S600	5	4	Park West Polished Ebony		24,595
S700	5	9	Fairfax Polished Ebony w/Bubinga Accents		26,695
S700	5	9	Versailles Satin Lacquer Cherry		26,395
S700	5	9	Park West Polished Ebony		24,795
S800	6	2	Islander British Colonial Satin Walnut		27,995
S800	6	2	Park West Polished Ebony		25,495
S900	7		Park West Satin Ebony		38,595

### TAYLOR LONDON

#### Verticals

TU 110		44	Satin Ebony	5,390	4,590
TU 110		44	Polished Ebony	5,090	4,390
TU 110		44	Satin and Polished Mahogany/Walnut	5,390	4,590
TU 123		48	Satin Ebony	6,290	5,190
TU 123		48	Polished Ebony	5,990	4,990
TU 123		48	Satin and Polished Mahogany/Walnut	6,290	5,190
TU 133		52	Satin Ebony	7,790	6,190
TU 133		52	Polished Ebony	7,490	5,990
TU 133		52	Polished Mahogany/Walnut	7,790	6,190

#### Grands

TG 145	4	9	Satin Ebony	12,890	9,590
TG 145	4	9	Polished Ebony	11,990	8,990
TG 145	4	9	Satin and Polished Mahogany/Walnut	12,890	9,590
TG 145	4	9	Chippendale	14,250	10,500
TG 166	5	5	Satin Ebony	14,090	10,390
TG 166	5	5	Polished Ebony	13,490	9,990
TG 166	5	5	Satin and Polished Mahogany/Walnut	14,090	10,390
TG 166	5	5	Chippendale	15,890	11,590
TG 185	6	1	Satin Ebony	19,990	14,327
TG 185	6	1	Polished Ebony	19,109	13,739
TG 185	6	1	Polished Mahogany/Walnut	19,990	14,327

\*See pricing explanation on page 205.



<i>Model</i>	<i>Feet</i>	<i>Inches</i>	<i>Description</i>	<i>MSRP*</i>	<i>SMP*</i>
<b>VOSE &amp; SONS — see Everett</b>					
<b>WALTER, CHARLES R.</b>					
<b>Verticals</b>					
1520	43		Satin Ebony	14,540	12,632
1520	43		Semi-Gloss Ebony	14,673	12,738
1520	43		Polished Ebony	14,805	12,844
1520	43		Satin and Polished Walnut	14,270	12,416
1520	43		Satin and Polished Cherry	14,230	12,384
1520	43		Satin and Polished Oak	13,793	12,034
1520	43		Satin and Polished Mahogany	14,508	12,606
1520	43		Italian Provincial Satin Ebony	14,540	12,632
1520	43		Italian Provincial Semi-Gloss Ebony	14,673	12,738
1520	43		Italian Provincial Polished Ebony	14,805	12,844
1520	43		Italian Provincial Satin and Polished Walnut	14,295	12,436
1520	43		Italian Provincial Satin and Polished Mahogany	14,535	12,628
1520	43		Italian Provincial Satin and Polished Oak	13,805	12,044
1520	43		Country Classic Satin and Polished Cherry	14,110	12,288
1520	43		Country Classic Satin and Polished Oak	13,875	12,100
1520	43		French Provincial Satin and Polished Oak	14,295	12,436
1520	43		French Provincial Satin and Polished Cherry/Walnut/Mahogany	14,690	12,752
1520	43		Riviera Satin and Polished Oak	13,755	12,004
1520	43		Queen Anne Satin and Polished Oak	14,403	12,522
1520	43		Queen Anne Satin and Polished Mahogany/Cherry	14,690	12,752
1500	45		Satin Ebony	13,345	11,676
1500	45		Semi-Gloss Ebony	13,580	11,864
1500	45		Polished Ebony (Lacquer)	13,725	11,980
1500	45		Polished Ebony (Polyester)	13,990	12,192
1500	45		Satin and Polished Oak	12,748	11,198
1500	45		Satin and Polished Walnut	13,478	11,782
1500	45		Satin and Polished Mahogany	13,663	11,930
1500	45		Satin and Polished Gothic Oak	13,490	11,792
1500	45		Satin and Polished Cherry	13,620	11,896
<b>Grands</b>					
W-175	5	9	Satin Ebony	57,105	46,684
W-175	5	9	Semi-Polished and Polished Ebony (Lacquer)	58,590	47,872
W-175	5	9	Polished Ebony (Polyester)	59,400	48,520
W-175	5	9	Satin Mahogany/Walnut/Cherry	59,698	48,758
W-175	5	9	Semi-Polished & Polished Mahogany/Walnut/Cherry	61,235	49,988
W-175	5	9	Open-Pore Walnut	58,240	47,592
W-175	5	9	Satin Oak	54,865	44,892
W-175	5	9	Chippendale Satin Mahogany/Cherry	61,560	50,248
W-175	5	9	Chippendale Semi-Polished & Polished Mahogany/Cherry	63,073	51,458
W-190	6	4	Satin Ebony	60,788	49,630
W-190	6	4	Semi-Polished and Polished Ebony (Lacquer)	62,340	50,872
W-190	6	4	Polished Ebony (Polyester)	63,180	51,544
W-190	6	4	Satin Mahogany/Walnut/Cherry	63,470	51,776
W-190	6	4	Semi-Polished & Polished Mahogany/Walnut/Cherry	65,068	53,054
W-190	6	4	Open-Pore Walnut	61,965	50,572
W-190	6	4	Satin Oak	58,455	47,764
W-190	6	4	Chippendale Satin Mahogany/Cherry	65,443	53,354
W-190	6	4	Chippendale Semi-Polished & Polished Mahogany/Cherry	66,975	54,580

\*See pricing explanation on page 205.

<i>Model</i>	<i>Feet</i>	<i>Inches</i>	<i>Description</i>	<i>MSRP*</i>	<i>SMP*</i>
<b>WEBER</b>					
<b>Weber Verticals</b>					
W114	45		Satin Ebony	6,210	5,780
W114	45		Polished Ebony	5,950	5,580
W114	45		Polished Mahogany/Walnut/White	6,210	5,780
W114E	45		Polished Ebony w/Chrome	6,470	5,980
W114F	45		Designer Satin Mahogany/Cherry	6,990	6,380
W121	48		Satin Ebony	7,250	6,580
W121	48		Polished Ebony	6,990	6,380
W121	48		Polished Mahogany/Walnut/White	7,250	6,580
W121E	48		Polished Ebony w/Chrome	8,290	7,380
W121N	48		Polished Ebony	7,250	6,580
W131	52		Satin Ebony	8,030	7,180
W131	52		Polished Ebony	7,510	6,780
W131	52		Polished Mahogany	8,030	7,180
<b>Albert Weber Verticals</b>					
AW 121	48		Polished Ebony	11,410	9,780
AW 121	48		Satin Mahogany	11,930	10,180
AW 121E	48		Polished Ebony w/Chrome	12,710	10,780
AW 131	52		Satin Ebony	15,050	12,580
AW 131	52		Polished Ebony	14,010	11,780
<b>Weber Grands</b>					
W150	4	11	Satin Ebony	14,270	11,980
W150	4	11	Polished Ebony	13,750	11,580
W150	4	11	Polished Mahogany/Walnut/White	14,270	11,980
W150E	4	11	Polished Ebony w/Chrome	14,530	12,180
W157	5	2	Satin Ebony	15,570	12,980
W157	5	2	Polished Ebony	14,790	12,380
W157	5	2	Polished Mahogany	15,570	12,980
W175	5	9	Satin Ebony	17,910	14,780
W175	5	9	Polished Ebony	16,870	13,980
W185	6	1	Satin Ebony	21,810	17,780
W185	6	1	Polished Ebony	20,770	16,980
<b>Albert Weber Grands</b>					
AW 185	6	1	Satin Ebony	38,970	30,980
AW 185	6	1	Polished Ebony	37,670	29,980
AW 208	6	10	Satin Ebony	47,290	37,380
AW 208	6	10	Polished Ebony	45,990	36,380
AW 228	7	6	Satin Ebony	66,530	52,180
AW 228	7	6	Polished Ebony	65,230	51,180
AW 275	9		Polished Ebony	119,570	92,980

\*See pricing explanation on page 205.

Model	Feet	Inches	Description	MSRP*	SMP*
-------	------	--------	-------------	-------	------

### WELKIN SOUND

Welkin Sound distributes pianos under the names *Falcone, Hobart M. Cable, Geo. Steck, and Schumann*. The styles and finishes offered under the three brand names are very similar from one brand to the next, and in most cases the prices are the same. To save space, I have compiled one master list of models for all four brands.

#### Verticals

U 12TD	44		Polished Ebony	4,124	4,124
U 18TD	46		Polished Ebony	4,278	4,278
C 20F	47		French Polished Ebony	4,956	4,956
U 20TD	47		Polished Ebony	4,438	4,438
U 20FD	47		French Polished Ebony	4,598	4,598
U 20ITD	47		Italian Polished Ebony	4,598	4,598
C 22M	48		Mediterranean Polished Ebony	5,056	5,056
U 22TD	48		Polished Ebony	4,616	4,616
U 22TCD	48		Polished Ebony w/decorated panel	4,716	4,716
C 24M	49		Mediterranean Polished Ebony	5,056	5,056
U 25STD	50		Studio Polished Ebony	5,330	5,330
C 31F	52		French Polished Ebony	6,156	6,156

#### Grands

G 46TD	4	10	Polished Ebony	11,394	11,394
G 52TD	5		Polished Ebony	12,766	12,766
G 86TD	6	2	Polished Ebony	15,768	15,768
G 212TD	6	11	Polished Ebony	25,302	25,302

### WYMAN

#### Verticals

WV108	42.5		Continental Polished Ebony	4,500	3,779
WV108	42.5		Continental Polished Mahogany/Cherry	4,575	3,840
WV110	43		Polished Ebony	5,000	4,057
WV110	43		Polished Mahogany/Cherry	5,075	4,118
WV115	45		Polished Ebony	5,263	4,225
WV115	45		Polished Mahogany/Cherry	5,325	4,281
WV118DL	46		Polished Ebony w/Chrome Hardware (double leg)	6,190	4,778
WV120	48		Polished Ebony	5,800	4,539
WV120	48		Polished Mahogany	5,875	4,601
WV127	50		Polished Ebony w/Mahogany Trim (straight leg)	8,575	6,585
WV127	50		Polished Ebony w/Mahogany Trim (curved leg)	8,665	6,650
WV132	52		Polished Ebony	7,250	5,713

#### Grands

WG145	4	9	Polished Ebony	10,963	8,483
WG145	4	9	Polished Mahogany	11,488	8,903
WG160	5	3	Polished Ebony	13,375	9,973
WG160	5	3	Polished Mahogany	13,875	10,383
WG170	5	7	Polished Ebony	14,950	10,813
WG170	5	7	Polished Mahogany	15,475	11,233
WG185	6	1	Polished Ebony	17,588	12,825
WG185	6	1	Polished Mahogany	18,125	13,250

\*See pricing explanation on page 205.

<i>Model</i>	<i>Feet Inches</i>	<i>Description</i>	<i>MSRP*</i>	<i>SMP*</i>
<b>YAMAHA</b>				
Including Disklavier and Silent Piano				
<b>Verticals</b>				
b1	43	Continental Polished Ebony	4,499	4,499
M460	44	Satin Cherry/Brown Cherry	6,099	6,099
M560	44	Hancock Satin Brown Cherry	6,399	6,399
M560	44	Sheraton Satin Mahogany	6,399	6,399
M560	44	Queen Anne Satin Cherry	6,399	6,399
b2	45	Polished Ebony	5,999	5,998
P22	45	Satin Ebony/Walnut/Oak	6,999	6,798
P660	45	Sheraton Satin Brown Mahogany	8,199	8,199
P660	45	Queen Anne Satin Brown Cherry	8,199	8,199
b3	48	Polished Ebony	7,499	6,998
U1	48	Satin and Polished Ebony	10,199	10,199
U1	48	Satin American Walnut	12,199	12,199
U1	48	Polished Mahogany/Walnut/White	12,199	12,199
YUS1	48	Satin and Polished Ebony	13,999	13,598
YUS1	48	Satin American Walnut	17,599	16,798
YUS1	48	Polished Mahogany/White	17,599	16,798
U3	52	Polished Ebony	12,999	12,598
U3	52	Satin American Walnut	14,999	14,998
U3	52	Polished Mahogany	14,999	14,998
YUS3	52	Polished Ebony	16,999	16,198
YUS3	52	Polished Mahogany	19,999	18,998
YUS5	52	Polished Ebony	18,999	17,798
<b>Disklavier Verticals</b>				
DU1E3	48	Polished Ebony	25,999	23,998
DU1E3	48	Polished Mahogany/White	27,999	25,998
<b>Silent Verticals</b>				
b1SG2	43	Polished Ebony	8,499	8,398
b2SG2	45	Polished Ebony	9,999	8,998
b3SG2	48	Polished Ebony	11,499	9,998
U1SH	48	Polished Ebony	14,199	13,738
YUS1SH	48	Polished Ebony	17,999	16,598
U3SH	52	Polished Ebony	16,999	15,598
YUS3SH	52	Polished Ebony	20,999	19,198
YUS5SH	52	Polished Ebony	22,999	20,798
<b>Grands</b>				
GB1K	5	Polished Ebony	13,499	12,598
GB1K	5	Polished American Walnut/Mahogany	15,999	14,998
GB1K	5	French Provincial Satin Cherry	17,499	16,998
GB1K	5	Georgian Satin Mahogany	16,999	16,598
GC1M	5 3	Satin and Polished Ebony	21,999	21,198
GC1M	5 3	Satin American Walnut	27,999	25,998
GC1M	5 3	Polished Mahogany/White	27,999	25,998
C1X	5 3	Satin and Polished Ebony	34,699	30,998
C1X	5 3	Satin American Walnut	43,699	38,798
C1X	5 3	Polished Mahogany/White	43,699	38,798
GC2	5 8	Satin and Polished Ebony	25,999	24,198
GC2	5 8	Satin American Walnut	30,999	28,998
GC2	5 8	Polished Mahogany/White	30,999	28,998
C2X	5 8	Satin and Polished Ebony	39,199	35,398
C2X	5 8	Satin American Walnut	49,399	44,398
C2X	5 8	Polished Mahogany/White	49,399	44,398
C3X	6 1	Satin and Polished Ebony	54,999	46,798
C3X	6 1	Satin American Walnut	69,299	58,598

\*See pricing explanation on page 205.

<i>Model</i>	<i>Feet</i>	<i>Inches</i>	<i>Description</i>	<i>MSRP*</i>	<i>SMP*</i>
<b>YAMAHA (continued)</b>					
C3X	6	1	Polished Mahogany/White	69,299	58,598
CF4	6	3	Polished Ebony	105,599	105,599
C5X	6	7	Satin and Polished Ebony	57,499	51,798
C5X	6	7	Polished Mahogany	72,499	64,998
C6X	7		Satin and Polished Ebony	64,399	57,798
C6X	7		Polished Mahogany	81,199	72,598
CF6	7		Polished Ebony	119,999	119,598
C7X	7	6	Satin and Polished Ebony	74,699	66,598
C7X	7	6	Polished Mahogany	94,399	83,598
CFX	9		Polished Ebony	179,999	179,999
<b>Disklavier Grands</b>					
DGB1KE3C	5		Classic Polished Ebony	19,999	19,998
DGB1KE3	5		Polished Ebony	24,999	22,598
DGB1KE3	5		Polished Mahogany/American Walnut	30,999	28,998
DGC1E3S	5	3	Satin Ebony	39,999	36,398
DGC1E3S	5	3	Polished Ebony	36,999	34,398
DGC1E3S	5	3	Satin American Walnut	46,999	43,998
DGC1E3S	5	3	Polished Mahogany/White	46,999	43,998
DC1XE3S	5	3	Satin and Polished Ebony	50,999	47,798
DC1XE3S	5	3	Satin American Walnut	57,999	54,998
DC1XE3S	5	3	Polished Mahogany/White	57,999	54,998
DGC2E3S	5	8	Satin and Polished Ebony	43,999	40,998
DGC2E3S	5	8	Satin American Walnut	49,999	46,998
DGC2E3S	5	8	Polished Mahogany/White	49,999	46,998
DC2XE3S	5	8	Satin and Polished Ebony	59,999	52,198
DC2XE3S	5	8	Satin American Walnut	69,999	60,998
DC2XE3S	5	8	Polished Mahogany/White	69,999	60,998
DC3XE3PRO	6	1	Satin and Polished Ebony	73,999	60,998
DC3XE3PRO	6	1	Satin American Walnut	87,999	72,998
DC3XE3PRO	6	1	Polished Mahogany/White	87,999	72,998
DS4E3PRO	6	3	Polished Ebony	119,999	98,998
DC5XE3PRO	6	7	Satin and Polished Ebony	83,999	68,998
DC5XE3PRO	6	7	Satin American Walnut	97,999	80,998
DC5XE3PRO	6	7	Polished Mahogany/White	97,999	80,998
DC6XE3PRO	7		Satin and Polished Ebony	88,999	75,998
DC6XE3PRO	7		Satin American Walnut	103,999	87,998
DC6XE3PRO	7		Polished Mahogany/White	103,999	87,998
DS6E3PRO	7		Polished Ebony	131,999	108,998
DC7XE3PRO	7	6	Satin and Polished Ebony	96,999	81,998
DC7XE3PRO	7	6	Satin American Walnut	111,999	94,998
DC7XE3PRO	7	6	Polished Mahogany/White	111,999	94,998
DCFXE3PRO	9		Polished Ebony	259,999	232,598
<b>Silent Grands</b>					
GB1KSG2	5		Polished Ebony	17,499	15,598
GC1SH	5	3	Polished Ebony	25,999	24,198
C1XSH	5	3	Polished Ebony	38,699	33,998
GC2SH	5	8	Polished Ebony	29,999	27,198
C2XSH	5	8	Polished Ebony	43,199	38,398
C3XSH	6	1	Polished Ebony	58,999	49,798
C5XSH	6	7	Polished Ebony	61,499	54,798
C6XSH	7		Polished Ebony	68,399	60,798
C7XSH	7	6	Polished Ebony	78,699	69,598

\*See pricing explanation on page 205.

<i>Model</i>	<i>Feet</i>	<i>Inches</i>	<i>Description</i>	<i>MSRP*</i>	<i>SMP*</i>
<b>YOUNG CHANG</b>					
<b>Verticals</b>					
Y114	45		Polished Ebony	5,370	5,300
Y114	45		Polished Mahogany/Walnut/White	5,870	5,700
Y114E	45		Polished Ebony w/Chrome	6,120	5,900
Y116	46		Polished Ebony	6,870	6,500
Y116	46		Satin Ebony/Walnut	6,870	6,500
Y118	47		Satin Ebony	6,120	5,900
Y118	47		Polished Ebony	5,870	5,700
Y118	47		Polished Mahogany/Walnut	6,120	5,900
Y118R	47		Designer French Satin Cherry	6,870	6,500
Y118R	47		Designer Satin Mahogany	6,870	6,500
Y121	48		Satin Ebony	6,620	6,300
Y121	48		Polished Ebony	6,370	6,100
Y121	48		Polished Mahogany/Walnut	6,620	6,300
Y131	52		Satin Ebony	7,120	6,700
Y131	52		Polished Ebony	6,870	6,500
Y131	52		Polished Mahogany	7,120	6,700
<b>Grands</b>					
Y150	4	11	Satin Ebony	12,870	11,300
Y150	4	11	Polished Ebony	12,370	10,900
Y150	4	11	Polished Mahogany/Walnut/White	12,870	11,300
Y150E	4	11	Polished Ebony w/Chrome	13,120	11,500
Y157	5	2	Satin Ebony	14,370	12,500
Y157	5	2	Polished Ebony	13,370	11,700
Y157	5	2	Polished Mahogany	14,370	12,500
Y175	5	9	Satin Ebony	16,370	14,100
Y175	5	9	Polished Ebony	15,370	13,300
Y185	6	1	Satin Ebony	20,370	17,300
Y185	6	1	Polished Ebony	19,120	16,300

\*See pricing explanation on page 205.

## ELECTRONIC PLAYER-PIANO ADD-ON (RETROFIT) SYSTEMS AND PRICES

Prices for electronic player-piano add-on (retrofit) systems vary by installer, and by options and accessories chosen. The following are manufacturers' suggested retail prices for installed systems, options, and accessories. The usual dealer discounts may apply, especially as an

incentive to purchase a piano. Prices for player-piano brands that are installed only by the piano manufacturer, such as Yamaha Disklavier and Bösendorfer CEUS, are included in the acoustic piano Models & Prices section of this publication.

<i>Model/Option</i>	<i>MSRP</i>
<b>LIVE PERFORMANCE</b>	<b>None provided</b>
<b>PIANODISC</b>	
<i>Includes (unless otherwise stated) SilentDrive HD w/1,024 levels of expression, Apple Airport Express (with Air Systems), plus \$1,400 software package.</i>	
iQ Intelligent Player System, factory-installed or retrofitted:	
iQ iPad64G Air Platinum — iQ Audio Controller module, ProRecord, headphones, Piano MuteRail; \$2,500 preloaded Music & Video Package	13,296
iQ iPad64G Air Premier — iQ Audio Controller module; \$2,500 preloaded Music & Video Package	10,882
iQ iPad64G Air — iQ control box, iPad 64G, cables	8,789
iQ iPad 64G Mini Air — iQ control box, iPad 64G Mini, cables	8,681
iQ iPad 32G Air — iQ control box, iPad 32G, cables	8,557
iQ iPad 32G Mini Air — iQ control box, iPad 32G Mini, cables	8,449
iQ iPad16G Air — iQ control box, iPad 16G, cables	8,363
iQ iTouch Air — iQ control box, iPod Touch 32G, cables	8,160
iQ Flash — MP3 Player w/remote control	7,634
iQ Flex Air — Using customer-provided playback device	7,657
iQ Flex — Using customer-provided playback device	7,509
Add for amplified PDS150 or PDS250 speakers (pair)	861
QuietTime MagicStar — Control unit w/128 General MIDI (GM) sound module, MuteRail, optical key sensor MIDI Strip, MIDI interface board, cable, power supply, and headphones	3,443
ProScan — Optical Record System — Key strip only	2,313
ProScan QT — ProScan with headphones and MuteRail, cables, etc.	3,245
ProRecord — Optical Record System only	2,139
ProRecord — Optical Record System with Sound Module	3,603
ProRecord QT — Optical Record System, Sound Module, headphones, MuteRail, cables, etc.	4,535
Piano MuteRail only	722
iQ Audio Balance Control — Dual-balance piano/ audio control	188

<i>Model/Option</i>	<i>MSRP</i>
<b>PIANOFORCE</b>	
Includes pedal solenoid, two amplified speakers, remote control	5,995
<b>QRS PNOmation</b>	
PNOmation II Playback, installation extra	6,195
PNOmation II Playback and Record, installation extra	8,195
PNOmation II Playback, Record, Perform, and Practice; installation extra	8,595
PNOmation II Upgrade Kit, installation extra	2,295
PNOmation II MIDI Upgrade Kit, installation extra	2,295
PNOscan II Key Sensor Strip, installation extra	1,995
Qsync	1,995

IF YOU'VE READ any of the “**Brand and Company Profiles**” on the acoustic side, you'll see that discussions of digital makes and models is of a very different nature. For one thing, although a few manufacturers of digital pianos can trace their roots back over 100 years, such histories, while occasionally fascinating, have little or no relevance to a type of instrument that has existed for only a few dozen years. For another, whereas acoustic piano makers may boast of using slowly grown spruce carefully harvested from trees on north-facing slopes in the Bavarian Alps, there are no stories from digital piano makers of silicon carefully harvested from isolated south-facing beaches during the second low tide of October; no tales of printed circuit boards still crafted by hand as they've been for generations, or descriptions of internal cable harnesses made of only the finest German wire. And while it's interesting to know who was the first to introduce a particular feature, digital

pianos, like all modern electronic products, are very much a matter of “What have you done for me *lately*?”

Even more than in the section dedicated to acoustic pianos, the descriptions provided here are only half the story, and must be used in conjunction with the chart of “**Digital Piano Specifications and Prices**” if you are to have a clear picture of a given brand's offerings. In some cases, little information is available or forthcoming regarding a brand, and much that could have been included would simply be a reiteration of marketing statements. In others, specifications or descriptions available from a manufacturer have been in conflict, as when specifications on their website say one thing and the owner's manual says something else. While every effort has been made to ensure the accuracy of these listings and descriptions, some discrepancies will have undoubtedly slipped through.

### **Blüthner**

Blüthner USA LLC  
5660 West Grand River  
Lansing, Michigan 48906  
517-886-6000  
800-954-3200  
[info@bluthnerpiano.com](mailto:info@bluthnerpiano.com)  
[www.bluthnerpiano.com](http://www.bluthnerpiano.com)

Blüthner, one of the world's pre-eminent piano makers, has released its first digital piano, the e-Klavier. (For company background, see the Blüthner listing in the “**Brand and Company Profiles**” for acoustic pianos.) Engineered and manufactured entirely at the Blüthner factory in Leipzig, Germany, the e-Klavier is offered

in three styles: slab, vertical, and professional performance keyboard.

Blüthner says it has developed a unique approach to sampling and sound modeling that allows the e-Klavier to reproduce the effect of the aliquot (fourth) string from the Blüthner piano, an approach the company calls Authentic Acoustic Behavior. This system also permits the reproduction of advanced harmonics, such as the coincidental partials produced when two notes are played simultaneously, and the sound the dampers make when lifting off the strings. The e-Klavier will include a digital editor that will allow the user to adjust the string resonance, aliquot effect, and damper performance. The user will also be able to download new sounds into the e-Klavier via the Internet, and to store



the sounds of turn-of-the-century Blüthner pianos and other Blüthners of interest.

The speaker system and amplifier are unique to the e-Klavier and were designed by Günther Phillip of PCL Audio. The e-Klavier 2 model contains an actual piano soundboard, enabling the instrument to produce certain aspects of acoustic-piano tone that are difficult or impossible to simulate by purely electronic means.

### **Brodmann**

Piano Marketing Group LLC  
752 East 21st Street  
Ferdinand, Indiana 47532  
812-630-0978  
[gary.trafton@brodmann-pianos.com](mailto:gary.trafton@brodmann-pianos.com)  
[www.brodmann-pianos.com](http://www.brodmann-pianos.com)

The Joseph Brodmann Group, based in Vienna, Austria, has entered the digital piano market with six models of vertical piano.

### **Casio**

Casio USA  
570 Mount Pleasant Avenue  
Dover, New Jersey 07801  
973-361-5400  
[www.casio.com](http://www.casio.com)

Kashio Tadao established Casio in 1946. Originally a small subcontractor factory that made parts and gears for microscopes, Casio built Japan's first electric calculator in 1954, which began the company's transformation into the consumer-electronics powerhouse it is today. Perhaps best known for its calculators, digital cameras, and watches, Casio entered the musical instrument business with the launch of the Casiotone in 1980.

Casio's current line of digital pianos consists of six vertical and three slab models. The Privia line's PX-350 slab is the least expensive ensemble model, and all three Privia slabs offer an optional stand-and-pedal module that turns them into three-pedal pianos with support for half-pedaling. At a mere 24 or 25 pounds, they are also the lightest digital pianos. The AP models are marketed under the Celviano label. All Casio digital pianos use the three-sensor, weighted, and scaled (graded) Tri-Sensor hammer action with ebony- and ivory-feel keys. Casio digital pianos are available at music retailers, consumer-electronics and club stores, and online.

### **Dynatone**

Dynatone America Corporation  
72 City Stroll  
Irvine, California 92620  
949-679-5500  
[www.dynatoneusa.com](http://www.dynatoneusa.com)

Distributed by:  
Piano Marketing Group, LLC  
752 East 21st Street  
Ferdinand, Indiana 47532  
812-630-0978  
[gary.trafton@dynatoneUSA.com](mailto:gary.trafton@dynatoneUSA.com)

Dynatone, headquartered in Seoul, South Korea, was founded in 1987 as the Electric Instruments Division of the global semiconductor manufacturer Korean Electronics Company (KEC), and was the first maker of electric musical instruments in Korea. It became an independent company in 2000. In addition to digital pianos and MIDI keyboards, Dynatone makes percussion, string, woodwind, and brass instruments, which it exports to more than 30 countries.

Initially, Dynatone is offering in the U.S. market three vertical and three grand models, some as standard digital and some as ensemble models. The cabinets will come in a variety of finishes and distinctive, contemporary designs, including some with smaller, sleeker designs suitable when space is limited. The new ROS V4 sound engine contains the clean, realistic sound of a 12-mega-byte grand piano sound sample. The Advanced Real Hammer Action (ARHA) uses the hammer weight, not springs, to reproduce the touch and feel of an acoustic piano. The flagship model VGP-3000 digital grand also contains a player-piano feature, and its SD memory card can store a library of 1,300 songs. All Dynatone models come with a three-year parts and labor warranty.

## Galileo

GW Distribution, LLC  
135 Fisher Road  
Mahwah, New Jersey 07430  
845-429-3712  
[www.galileopianos.com](http://www.galileopianos.com)

Galileo is a division of Viscount International, an Italian company that traces its roots back to accordion builder Antonio Galanti, who built his first instrument in 1890. The Galanti accordion factory was opened in 1898 by Antonio's son Egidio Galanti, and for many years produced some of the finest accordions in the world. In the late 1950s, Egidio's sons, who had joined the business, branched out into making electronic-organ parts for some of that era's best-known brand names. Viscount began manufacturing its own brand of electronic home organs in the 1960s, under the Viscount name. Digital pianos followed in the 1970s, beginning with the Instapiano. Today, Viscount is run by the fourth generation of the Galanti family; distribution in the U.S. is handled by the first of the fifth generation to join the family business.

The Galileo line of digital pianos includes slabs, verticals, grands, and ensemble grands. Some of the grands have a 19-ply wood rim similar to that of an acoustic grand. Galileo offers its Concerto and Aria models in some of the most ornate decorator wood cabinets currently available for a digital piano.

Galileo has taken a step up in both technology and sound with its newly introduced VEGA sound-generation technology, available in its new YP series of digitals. With this and Galileo's new MAP (mechanical feel) action, the user is brought closer to the experience of playing an actual acoustic grand. The YP series is available in a number of beautiful cabinet finishes.

## Kawai

Kawai America Corporation  
2055 East University Drive  
Rancho Dominguez, California 90220  
310-631-1771  
800-421-2177  
[info@kawaius.com](mailto:info@kawaius.com)  
[www.kawaius.com](http://www.kawaius.com)

For company background, see the **Kawai** listing in the “**Brand and Company Profiles**” for acoustic pianos.

After 50 years as a piano builder, Kawai entered the market with its first digital piano in 1985. Today, Kawai's digital lineup for North America features 19 models. The lineup comprises four main groups: the Concert Performer (CP) ensemble pianos; standard digital pianos, consisting of the Concert Artist (CA), Classic (CS), and CN series models, plus the models CL26 and KDP90; the ES100 and ES7 portable instruments; and a Professional Products group that includes the MP series professional stage pianos, CE220 digital piano, and the VPC1 virtual piano controller.

Kawai recently created the first digital piano to use a transducer-driven soundboard for a more natural piano sound, a feature that is available on the flagship CA95 and the CS10. Many Kawai models offer USB digital audio recording and playback. And, if you're after a huge number of voices, the models at the upper end of the CP series come with over 1,000.

Kawai uses a variety of actions in its digital pianos. Four of them—the Grand Feel (GF), RM3, RM3II, and the AWA PROII—feature wooden keys with a unique fulcrum design, and can be found in upper-end instruments. The Responsive Hammer (RH), RHII, and AHA-IV actions use an industry-standard graded hammer design with plastic keys, and can be found in the lower-cost and portable models.

Kawai digital and ensemble pianos are sold by a network of authorized local dealers, with certain models also being available through Kawai's online store. Instruments purchased from Kawai online are delivered by the closest stocking dealer. Kawai Professional Products are sold through a combination of authorized local dealers and online retailers.

## Kohler

See Samick

## Korg

Korg USA, Inc.  
316 South Service Road  
Melville, New York 11747  
631-390-6800  
[www.korg.com](http://www.korg.com)

Korg was founded in 1962 to produce its first product, an automatic rhythm machine, and in 1972 entered the electronic-organ market. The LP-10 stage piano appeared in 1980, and its first digitally sampled piano, the SG1, was introduced in 1986. Korg now offers four models of 88-key digital piano, including the entry-level model SP-170 at only \$500, plus several models with shorter keyboards. Following Kawai's lead, Korg recently announced plans to sell its home digital pianos online (see Kawai, above).

## Kurzweil

Kurzweil Music Systems  
6000 Phyllis Drive  
Cypress, California 90630  
657-200-3470  
800-874-2880  
[www.kurzweilmusicsystems.com](http://www.kurzweilmusicsystems.com)

Legendary American inventor Ray Kurzweil, perhaps best known for having developed a reading machine for the blind, and hailed by Forbes magazine as "a modern-day Edison," launched Kurzweil Music Systems in 1983, following conversations with Stevie Wonder about the potential for combining the control and flexibility of the computer with the sounds of acoustic instruments. The result, in 1984, was the Kurzweil K250, recognized as the world's first digital piano. In 1990, Boston-based Kurzweil Music Systems was purchased by Young Chang, which continues to operate the division today. Young Chang is part of Korean-based Hyundai Development Company (HDC), one of the largest companies in the world.

Designed and engineered in Boston, Massachusetts, by a team of American sound architects, all Kurzweil home pianos feature the award-winning PC3X sound engine. Kurzweil piano models also feature USB and audio inputs to allow easy expansion via iPads and other external peripherals. Kurzweil pianos and keyboards are available through a combination of musical instrument dealers, piano-specialty stores, and online sources.

## Lowrey

Lowrey  
989 AEC Drive  
Wood Dale, Illinois 60191  
708-352-3388  
[lowreyinfo@lowrey.com](mailto:lowreyinfo@lowrey.com)  
[www.lowrey.com](http://www.lowrey.com)

Lowrey, a division of Kawai, is a developer and distributor of electronic virtual orchestra and digital piano products designed primarily for the home and recreational player. Lowrey currently offers five models of virtual orchestra and two models of digital piano.

## Nord

American Music & Sound  
22020 Clarendon Street, Suite 305  
Woodland Hills, California 91367  
800-431-2609  
[nord@americanmusicandsound.com](mailto:nord@americanmusicandsound.com)  
[www.americamusicandsound.com](http://www.americamusicandsound.com)  
[www.nordkeyboards.com](http://www.nordkeyboards.com)

The Nord Piano 2 HA88, successor to the Nord Piano 88, is a professional stage piano that comes with a library of more than 1,000 sounds on a DVD, or downloadable from the Nord Piano website to the instrument via USB. Nord Keyboards are made in Sweden by Clavia DMI AB.

## Omega

Piano Empire, Inc.  
3035 E. La Mesa Street  
Anaheim, California 92806  
800-576-3463  
714-408-4599  
[info@omegapianos.com](mailto:info@omegapianos.com)  
[www.omegapianos.com](http://www.omegapianos.com)

Omega is the brand name used in the U.S. for Kaino digital pianos. Established in 1986, Kaino, located in Guangzhou, China, began as a manufacturer of portable keyboards. In 1996, the company expanded to manufacture a full line of 88-note digital pianos, quickly becoming a major provider of keyboards throughout China. In 2010, the Omega brand was established for distribution in North America and Europe.

## Roland

Roland Corporation U.S.  
5100 South Eastern Avenue  
Los Angeles, California 90040  
323-890-3700  
[www.rolandus.com](http://www.rolandus.com)

To simply say that Roland Corporation was established in 1972 is to ignore one of the most compelling stories in the realm of digital pianos. Ikutaro Kakehashi started down the path to Roland Corporation at the age of 16, when he began repairing watches and clocks in postwar Japan. However, his enthusiasm for music meant that his business soon evolved into the repair of radios. At the age of 20, Kakehashi contracted tuberculosis. After three years in the hospital, he was selected for the trial of a new drug, streptomycin, and within a year he was out of the hospital.

In 1954, Kakehashi opened Kakehashi Musen (Kakehashi Radio). Once again, his interest in music intervened, this time leading to his development of a prototype electric organ. In 1960, Kakehashi Radio evolved into Ace Electronic Industries. The FR1 Rhythm Ace became a standard offering of the Hammond Organ Company, and Ace Electronic Industries flourished. Guitar amplifiers, effects units, and more rhythm machines were developed, but as a result of various business-equity involvements, Ace was inadvertently acquired by a company with no interest in musical products, and Kakehashi left in March 1972. One month later, he established Roland Corporation. The first Roland product, not surprisingly, was a rhythm box.

In 1973, Roland introduced its first all-electronic combo piano, the EP-10, followed in 1974 by the EP-30, the world's first electronic piano with a touch-sensitive keyboard. Japan's first genuinely digital pianos for home use were released by Roland in 1975 as part of the early HP series. Next came Roland's portable EP-09 electronic piano in 1980, and the debut of the wood-finish HP-60 and HP-70 compact pianos in 1981. In 1983, Roland released the HP-300 and HP-400, the very first digital pianos with MIDI.

When introduced in 1986, the RD-1000 stage piano was Roland's first entry in what would become the digital piano category. Today, Roland offers more than two dozen models of digital piano covering every facet of the category: slab, vertical, grand, ensemble, and stage instruments, all produced in its factories in Indonesia and Japan.

Of particular interest to those looking for educational features are Roland's HPi models, which include a substantial suite of educational capabilities supported by an LCD screen mounted on a music desk. The new LX models add traditional-looking vertical pianos to the line. Roland can also lay claim to the most extensive collection of model designations in the world of digital pianos. While this is hardly a drawback, it does present a challenge when sorting through the model lineup; the chart of "**Digital Piano Specifications and Prices**" will help to clarify things.

The Roland V-Piano is the first digital piano to rely entirely on physical modeling as its tonal source. Physical modeling breaks down the sound of a piano note into discrete elements that can be represented by mathematical equations, and creates the tone in real time based on a complex series of calculations. There are no acoustic piano samples. For more information about physical modeling, please see, elsewhere in this issue, "**Digital Basics, Part 1: Imitating the Acoustic Piano**" and "**My Other Piano Is a Computer: An Introduction to Software Pianos.**"

The HP models are the core of Roland's offerings in home digital pianos; the latest models share the company's new SuperNATURAL® piano sound engine, and differ from each other primarily in the specifications of their audio systems and actions.

## Samick

Samick Music Corporation  
1329 Gateway Drive  
Gallatin, Tennessee 37066  
615-206-0077  
[www.kohlerdigitalpianos.com](http://www.kohlerdigitalpianos.com)  
[www.smcmusic.com](http://www.smcmusic.com)

Samick, in the process of expanding its presence in the digital piano market, now makes four grand and nine vertical models. The company's Kohler line of digitals has been discontinued.

## Suzuki

Suzuki Corporation  
P.O. Box 710459  
Santee, California 92072  
800-854-1594  
[www.suzukimusic.com](http://www.suzukimusic.com)

Suzuki sells its line of digital pianos on its website, through other online outlets, and through Costco. Models change frequently.

## Symphony

Symphony Pianos  
90-02 Atlantic Avenue  
Ozone Park, New York 11416  
718-322-0737  
[dbrandi@symphonicpiano.com](mailto:dbrandi@symphonicpiano.com)  
[www.symphonicpiano.com](http://www.symphonicpiano.com)

Symphony digitals are manufactured by Zhejiang Youyi Electronic Co. Ltd., one of China's larger digital piano makers, located in Zhejiang Province, China. A similar line of digital pianos appears to be distributed in Canada under the Bellissimo label.

## Williams

Williams Pianos  
P.O. Box 5111  
Thousand Oaks, California 91359  
[www.williamspianos.com](http://www.williamspianos.com)

Williams digital pianos, a house brand of Guitar Center, are also available through Guitar Center's Musician's Friend e-commerce website and two other e-commerce sites. There are seven models from Williams, including four verticals, two slabs with optional stand, and one grand.

## Yamaha

Yamaha Corporation of America  
P.O. Box 6600  
Buena Park, California 90622  
714-522-9011  
800-854-1569  
[infostation@yamaha.com](mailto:infostation@yamaha.com)  
[www.yamaha.com](http://www.yamaha.com)

For company background, see the **Yamaha** listing in the “**Brands and Company Profiles**” for acoustic pianos.

Yamaha Corporation is the world's largest producer of musical instruments—from the obvious (pianos) to the slightly obscure (bassoon), Yamaha makes it. Yamaha entered the world of electronic instruments in 1959, when it introduced the first all-transistor organ. In 1971, because no manufacturer would develop an integrated circuit (IC) for Yamaha's relatively low-volume demand, the company built its own IC plant. Jumping ahead to 1983, the introduction of the first Yamaha Clavinova, the YP-40, marked the beginning of what we now call the digital piano. Today, Yamaha's three dozen or so models of digital piano (not counting different finishes) constitute the broadest range of any manufacturer. The downside is that deciphering the variety of options—slabs, verticals, grands, stage pianos, ensemble pianos, designer digitals, hybrids—can be a bit daunting. And then there are the sub-brands: Clavinova, Modus, and Arius.

Clavinova digital pianos include the standard CLP line and the ensemble CVP line, and are available only through piano dealers. The CLPS400 models sport a more traditional vertical-piano look while retaining the advantage of a small footprint. The Modus models (model numbers beginning with F, H, and R), Yamaha's series of designer digitals, are functionally similar to the CLP line but with modern-looking cabinets. (The Modus H01 and H11 are perhaps the most striking visual designs among digital pianos.) They are now available online through authorized dealers. Arius (model numbers beginning with YDP) represents Yamaha's economy line of digital verticals, with the long-popular YDP223 now replaced by the YDP181.

Yamaha has introduced physical modeling technology to its CP line of stage pianos. The CP1 is a physical-modeling instrument featuring Yamaha's new Spectral Component Modeling (SCM) technology. Its less expensive siblings, the CP5 and CP50, feature a combination of SCM and Advanced Wave Memory (AWM) sampling. The CP1 and CP5 also include the new NW-Stage action.

Yamaha's apps for iPad, iPhone, and iPod Touch are unique in the digital-piano world. The NoteStar app brings sheet music into the 21st century, and puts you in the band

with real audio backing tracks that you can slow down or transpose. MusicSoft Manager lets you manage the content of your CVP Clavinova, while Repertoire Finder provides complete keyboard setups for songs you want to play.

Seven different actions are used in Yamaha digitals. In order of increasing quality, they are: Graded Hammer Standard (GHS), Graded Hammer (GH), Graded Hammer 3 (GH3), Natural Wood (NW), Natural Wood Stage (NW-Stage), Natural Wood Linear Graded Hammer

(NW-LGH), and the grand piano action used in the AvantGrand models.

A few years ago Yamaha introduced its game-changing AvantGrand hybrid piano. Only time will tell how hybrid pianos will alter the piano landscape, but we predict that the AvantGrand will displace the sales of many similarly priced acoustic models—including Yamaha’s own. For more information about the AvantGrand, see the article on “[Hybrid Pianos](#)” elsewhere in this issue.



IN THE CHART that follows, we have included those features and specifications about which buyers, in our experience, are most likely to be curious. However, many models have more features than are shown here. Listings are sorted in the following order: first by brand; then, within each brand, by physical form (slab, vertical, or grand); within each form, by type (standard digitals, then ensemble digitals); and finally, by price or model number, whichever seems most appropriate. See the various articles on digital pianos elsewhere in this publication for more information about each of the terms defined below, shown in the order in which they appear in the chart.

**Form** The physical form of the model: G=Grand, V=Vertical (Console), S=Slab.

**Ensemble** A digital piano with easy-play accompaniments (not just rhythms).

**Finish** The wood finishes or colors available for a particular model (not specified for slab models unless multiple finishes are available). Multiple finish options are separated by a slash (/). A manufacturer's own color term is used where a generic term could not be determined. Real-wood veneers are in *italics*.

**Estimated Price** This is our estimate of the price you will pay for the instrument. For digitals sold online or through chain and warehouse outlets, this price is the Minimum Advertised Price (MAP) and is shown in *italics*. For digitals sold only through bricks-and-mortar piano dealers, the price shown is based on a profit margin that piano dealers typically aspire to when selling digitals, including an allowance for incoming freight and setup. Discounts from this price, if any, typically are small. For more information on MAP and other pricing issues, please read "**Buying a Digital Piano**," elsewhere in this issue.

**MSRP** Manufacturer's Suggested Retail Price, also known as "list" or "sticker" price. Not all manufacturers use them.

**Voices** The number of different musical voices the instrument can produce.

**Key Off** Indicates the presence of Key Off samples.

**Sustain Samples** Indicates the presence of samples with the sustain pedal depressed (allowing the strings to vibrate sympathetically).

**String Resonance** Indicates the presence of String Resonance.

**Rhythms/Styles** The number of rhythm patterns available.

**Polyphony** The maximum number of sounds the instrument can produce simultaneously.

**Total Watts** Total combined amplifier power.

**Speakers** The number of individual speakers.

**Piano Pedals** The number of piano pedals supplied with the model. A number in parentheses indicate the number of optional pedals.

<b>A</b>	Ash
<b>AG</b>	Amber Glow
<b>Al</b>	Alder
<b>Bl</b>	Blue
<b>Bk</b>	Black
<b>C</b>	Cherry
<b>DB</b>	Deep Brunette
<b>E</b>	Ebony
<b>G</b>	Gold
<b>Iv</b>	Ivory
<b>L</b>	Laquor (used with a wood or color designation)
<b>M</b>	Mahogany
<b>MD</b>	Mahogany Decor
<b>O</b>	Oak
<b>Or</b>	Orange
<b>P</b>	Polished (used with a wood or color designation)
<b>R</b>	Rosewood
<b>Rd</b>	Red
<b>S</b>	Satin (used with a wood or color designation)
<b>Sr</b>	Silver
<b>VR</b>	Velvette Rouge
<b>W</b>	Walnut
<b>WG</b>	Wood Grain (wood type not specified)
<b>Wt</b>	White

**Half Pedal** Indicates that the model supports half-pedaling. Many manufacturers do not specify this capability.

**Action** Indicates the type of action used, if specified.

**Escapement** Indicates the presence of escapement feel. Models using acoustic-piano actions with actual escapement are indicated by an underlined Y.

**Wood Keys** Indicates actions with wooden keys.

**Ivory Texture** Indicates actions with ivory-textured keytops.

**Player Moving Keys** Indicates that the keys move during playback of recordings.

**Vocal Support** The model supports some level of vocal performance. This support can vary from the piano simply having a microphone input, to its having the ability to produce the vocalist's voice in multi-part harmony, to pitch-correct the notes sung by the vocalist, or to alter the original voice.

**Educational Features** The model includes features that specifically support the learning experience. Note that while the ability to record and play back is an important learning tool, it is present on almost all models and so is not included in this definition.

**External Memory** Indicates the type of external memory accessible.

**USB to Computer** Indicates the model's ability to interface with a Mac or PC via USB cable.

**Recording Tracks** The number of recordable tracks.

**Warranty (Parts/Labor)** Indicates the manufacturer's warranty coverage period: the first number is the length of the parts coverage; the second number is the length of the labor coverage. Single digits indicate years; double digits indicate days.

**Dimensions** Width, Depth, and Height are rounded to the nearest inch. If space is particularly tight, refer to the manufacturer's specifications for the model's exact dimensions. Note that grand height measurements sometimes indicate the piano's height with its lid up.

**Weight** Weight of the model rounded to the nearest pound.

<b>Brand &amp; Model</b>	<b>Form</b>	<b>Ensemble</b>	<b>Finish</b>	<b>Estimated Price</b>	<b>MSRP</b>	<b>Voices</b>	<b>Key Off</b>	<b>Sustain Samples</b>	<b>String Resonance</b>	<b>Rhythms/Styles</b>	<b>Polyphony</b>	<b>Total Watts</b>	<b>Speakers</b>	<b>Piano Pedals</b>	<b>Half Pedal</b>
<b>Blüthner</b>															
e-Klavier PRO-88	S		ESL		3,164	25	Y	Y	Y		128	60	2	3	Y
e-Klavier 1	V		ES/ WtS		4,924	25	Y	Y	Y		128	100	2	3	Y
e-Klavier 1	V		ESL/ WtSL		5,276	25	Y	Y	Y		128	100	2	3	Y
e-Klavier 2	V		ESL/ WtSL		6,684	25	Y	Y	Y		128	100	2	3	Y
e-Klavier 2	V		EPL		7,740	25	Y	Y	Y		128	100	2	3	Y
e-Klavier 3	V		ESL/ WtSL		7,709	150	Y	Y	Y		128	150	4	3	Y
e-Klavier 3	V		EPL		8,765	150	Y	Y	Y		128	150	4	3	Y
e-Klavier Pianette	V		EPL		19,677	25	Y	Y	Y		128	150	4	3	Y
<b>Brodmann</b>															
BDP 10	V		R	1,271	1,295	8						40	2	3	
BDP 15	V		R/ES	1,362	1,495	8						40	2	3	
BDP 20	V		R/ES	1,507	1,695	16						70	4	3	
BDP 100	V		R/ES/ Mpl	1,453	1,895	8						40	4	3	
BDP 150	V		R/ES/ Mpl	1,562	1,995	8						40	4	3	
BDP 500	V		EP	1,816	2,495	16						70	4	3	
BDP 500	V		WtP	1,907	2,495	16						70	4	3	
BDP 500	V		WP/ EP-WtP	1,998	2,495	16						70	4	3	
<b>Casio</b>															
PX-5S	S		Wt	999	1,399	370	Y		Y		256			1(2)	N
PX-150BK	S		Bk	599	799	18			Y		128	16	2	1(3)	Y
PX-150WE	S		Wt	599	799	18			Y		128	16	2	1(3)	Y
PX-350BK	S	E	Bk	799	1,099	250			Y	180	128	16	2	1(3)	Y
PX-350WE	S	E	Wt	799	1,099	250			Y	180	128	16	2	1(3)	Y
PX-750BK	V		Bk	799	1,099	18			Y		128	16	2	3	Y
PX-750BN	V		W	799	1,099	18			Y		128	16	2	3	Y
PX-750WE	V		Wt	799	1,099	18			Y		128	16	2	3	Y
PX-780BK	V		Bk	999	1,399	250			Y	180	128	40	4	3	Y
PX-850BK	V		Bk	1,099	1,499	18	Y		Y		256	40	4	3	Y



<b>Brand &amp; Model</b>	<b>Action</b>	<b>Escapement</b>	<b>Wood Keys</b>	<b>Ivory Texture</b>	<b>Player Moving Keys</b>	<b>Vocal Support</b>	<b>Educational Features</b>	<b>External Memory</b>	<b>USB to Computer</b>	<b>Recording Tracks</b>	<b>Warranty (Parts/Labor)</b>	<b>Dimensions WxDxH (Inches)</b>	<b>Weight (Pounds)</b>
<b>Blüthner</b>													
e-Klavier PRO-88	4-zone graded	Y							Y	2	2	55x17x5	57
e-Klavier 1	4-zone graded	Y							Y	1	2	57x22x35	198
e-Klavier 1	4-zone graded	Y							Y	1	2	57x22x35	198
e-Klavier 2	4-zone graded	Y							Y	1	2	55x25x42	220
e-Klavier 2	4-zone graded	Y	Y						Y	1	2	55x25x42	220
e-Klavier 3	4-zone graded	Y	Y	Y				USB	Y	USB	2	55x25x42	230
e-Klavier 3	4-zone graded	Y	Y	Y				USB	Y	USB	2	55x25x42	230
e-Klavier Pianette	4-zone graded	Y	Y	Y					Y	2	2	55x25x42	220
<b>Brodmann</b>													
BDP 10									Y	2	1/1	52x11x5	25
BDP 15									Y	2	1/1	57x12x31	90
BDP 20									Y	2	1/1	54x19x34	117
BDP 100									Y	2	1/1	54x18x33	101
BDP 150									Y	2	1/1	52x11x5	25
BDP 500									Y	2	1/1	52x11x5	26
BDP 500									Y	2	1/1	52x11x5	26
BDP 500									Y	2	1/1	52x11x5	26
<b>Casio</b>													
PX-5S	Tri-Sensor			Y				USB	Y	8	3/3	52x11x5	24
PX-150BK	Tri-Sensor			Y			Y		Y	2	3/3	52x11x5	24
PX-150WE	Tri-Sensor			Y			Y		Y	2	3/3	52x11x5	24
PX-350BK	Tri-Sensor			Y			Y	USB	Y	17	3/3	52x11x5	25
PX-350WE	Tri-Sensor			Y			Y	USB	Y	17	3/3	52x11x5	25
PX-750BK	Tri-Sensor			Y			Y		Y	2	3/3	53x12x33	71
PX-750BN	Tri-Sensor			Y			Y		Y	2	3/3	53x12x33	71
PX-750WE	Tri-Sensor			Y			Y		Y	2	3/3	53x12x33	71
PX-780BK	Tri-Sensor			Y			Y	USB	Y	17	3/3	53x12x33	70
PX-850BK	Tri-Sensor			Y			Y	USB	Y	2	3/3	53x12x33	82

<b>Brand &amp; Model</b>	<b>Form</b>	<b>Ensemble</b>	<b>Finish</b>	<b>Estimated Price</b>	<b>MSRP</b>	<b>Voices</b>	<b>Key Off</b>	<b>Sustain Samples</b>	<b>String Resonance</b>	<b>Rhythms/Styles</b>	<b>Polyphony</b>	<b>Total Watts</b>	<b>Speakers</b>	<b>Piano Pedals</b>	<b>Half Pedal</b>
<b>Casio (continued)</b>															
PX-850BN	V		W	1,099	1,499	18	Y		Y		256	40	4	3	Y
PX-850WE	V		Wt	1,099	1,499	18	Y		Y		256	40	4	3	Y
AP-250BN	V		W	999	1,399	18			Y		128	16	2	3	Y
AP-250BK	V		Bk			18			Y		128	16	2	3	Y
AP-450BN	V		W			18	Y		Y		256	40	4	3	Y
AP-450BK	V		Bk			18	Y		Y		256	40	4	3	Y
AP-650BK	V		Bk			250	Y		Y	180	256	60	4	3	Y
<b>Dynatone</b>															
SLP-200H	V		RS	1,809	2,495	23					64	7	4	3	
SDP-500	V		EP	3,795	5,395	23			Y		128	50	4	3	
DPR-2200	V	E	RS	2,718	3,995	128			Y	80	128	50	4	3	
SGP-500	G		EP	5,490	7,195	23			Y		128	50	4	3	
GPR-2200	G	E	EP	6,290	8,395	128			Y	80	128	50	6	3	
VGP-3000	G	E	EP	9,690	12,995	128			Y	80	128	50	6	3	
<b>Galileo</b>															
VP-91	S		WtP	2,495	3,495	11		Y	Y		128	44	2	1	
Milano II	S	E	R	2,995	3,995	138				100	64	20	2	1	
VP-111	V		R	2,695	3,695	11		Y	Y		128	44	4	3	
VP-121	V		R	3,295	4,295	20		Y	Y		128	100	4	3	
VP-121	V		EP	3,795	4,795	20		Y	Y		128	100	4	3	
YP200	V		R	2,495	3,495	19		Y	Y		128	80	4	3	
YP300	V		R	2,995	3,995	20		Y	Y		128	100	4	3	
YP300	V		EP	3,495	4,495	20		Y	Y		128	100	4	3	
Verona II	V		R	2,499	3,499	15					64	20	2	3	
Milano II	V	E	R	4,995	5,995	138				100	64	40	4	3	
Milano II	V	E	EP	5,495	6,495	138				100	64	40	4	3	
YP300G	G		EP	6,995	8,995	20		Y	Y		128	120	4	3	
Aria	G		EP	8,995	10,495	16		Y	Y		64	180	4	3	
Aria	G		MP	9,995	11,495	16		Y	Y		64	180	4	3	
Concerto	G		EP	11,995	13,995	16		Y	Y		64	180	4	3	
Milano IIG	G	E	EP	6,995	7,995	138				100	64	120	4	3	

<b>Brand &amp; Model</b>	<b>Action</b>	<b>Escapement</b>	<b>Wood Keys</b>	<b>Ivory Texture</b>	<b>Player Moving Keys</b>	<b>Vocal Support</b>	<b>Educational Features</b>	<b>External Memory</b>	<b>USB to Computer</b>	<b>Recording Tracks</b>	<b>Warranty (Parts/Labor)</b>	<b>Dimensions WxDxH (Inches)</b>	<b>Weight (Pounds)</b>
<b>Casio (continued)</b>													
PX-850BN	Tri-Sensor			Y			Y	USB	Y	2	3/3	53x12x33	82
PX-850WE	Tri-Sensor			Y			Y	USB	Y	2	3/3	53x12x33	82
AP-250BN	Tri-Sensor			Y			Y		Y	2	3/3	54x17x33	87
AP-250BK	Tri-Sensor			Y			Y		Y	2	3/3	54x17x33	87
AP-450BN	Tri-Sensor			Y			Y	USB	Y	2	3/3	54x17x33	89
AP-450BK	Tri-Sensor			Y			Y	USB	Y	2	3/3	54x17x33	89
AP-650BK	Tri-Sensor			Y			Y	USB	Y	17	3/3	54x17x36	111
<b>Dynatone</b>													
SLP-200H	AHA									1	3/3	56x16x32	121
SDP-500	ARHA					Y			Y	1	3/3	55x17x39	218
DPR-2200	RHA					Y		SD	Y	2	3/3	56x19x34	165
SGP-500	ARHA					Y			Y	1	3/3	34x55x31	176
GPR-2200	RHA					Y		SD	Y	2	3/3	54x50x34	243
VGP-3000	RHA				Y	Y		SD	Y	2	3/3	56x56x32	440
<b>Galileo</b>													
VP-91	Grand Response										4/1	54X14X6	48
Milano II	Graded Hammer								Y	3	4/1	56x15x7	54
VP-111	Grand Response										4/1	54X17X40	119
VP-121	Graded Hammer	Y								1	4/1	54X20x41	138
VP-121	Graded Hammer	Y								1	4/1	54X20x41	138
YP200	Grand Response								Y		4/1	54X17X39	119
YP300	Graded Hammer								Y	3	4/1	54X20x41	137
YP300	Graded Hammer								Y	3	4/1	54X20x41	137
Verona II	Graded Hammer									2	4/1	54X17X40	119
Milano II	Graded Hammer								Y	3	4/1	56x20x34	154
Milano II	Graded Hammer								Y	3	4/1	56x20x34	154
YP300G	Graded Hammer								Y	3	4/1	56x29x35	209
Aria	AGT Pro	Y	Y						Y	2	4/1	54x38x56	315
Aria	AGT Pro	Y	Y						Y	2	4/1	54x38x56	315
Concerto	AGT Pro	Y	Y						Y	2	4/1	54x52x35	415
Milano IIG	Graded Hammer								Y	3	4/1	56x30x35	200

<b>Brand &amp; Model</b>	<b>Form</b>	<b>Ensemble</b>	<b>Finish</b>	<b>Estimated Price</b>	<b>MSRP</b>	<b>Voices</b>	<b>Key Off</b>	<b>Sustain Samples</b>	<b>String Resonance</b>	<b>Rhythms/Styles</b>	<b>Polyphony</b>	<b>Total Watts</b>	<b>Speakers</b>	<b>Piano Pedals</b>	<b>Half Pedal</b>
<b>Galileo (continued)</b>															
Milano 3G	G	E	EP	5,995	7,995	138				100	64	120	4	3	
Maestro II	G	E	EP	9,995	11,995	128		Y	Y	128	128	250	5	3	
Maestro II	G	E	WtP	10,495	12,495	128		Y	Y	128	128	250	5	3	
Maestro II	G	E	MP	11,995	13,995	128		Y	Y	128	128	250	5	3	
Grande II	G	E	EP	13,995	15,995	128		Y	Y	128	128	250	5	3	
<b>Kawai</b>															
ES100	S			799	1,099	19	y	Y	Y	100	192	26	2	1	Y
MP6	S			1,499	1,799	256	Y	Y	Y		192	0	0	2	Y
MP10	S			2,499	2,999	27	Y	Y	Y		192	0	0	2	Y
VPC1	S			1,849	2,149	0						0	0	3	Y
ES7	S	E		1,999	2,399	32	Y	Y	Y	100	256	30	2	1 (3)	Y
CL26	V		R	1,099	1,495	8		Y			96	30	2	1	Y
CE220	V		ES	1,899	2,199	22		Y	Y	100	192	40	2	3	Y
KDP90	V		R	1,149	1,499	15	Y		Y		192	26	2	3	Y
CN24	V		R	1,799	2,195	15	Y	Y	Y		192	40	2	3	Y
CN34	V		R	2,399	2,995	324	Y	Y	Y	100	256	40	2	3	Y
CN34	V		M/ES	2,499	3,095	324	Y	Y	Y	100	256	40	2	3	Y
CA65	V		R	3,264	3,945	60	Y	Y	Y	100	256	100	4	3	Y
CA65	V		M/ES	3,355	4,095	60	Y	Y	Y	100	256	100	4	3	Y
CA95	V		R	4,536	5,745	80	Y	Y	Y	100	256	135	6+SB	3	Y
CA95	V		ES	4,627	5,875	80	Y	Y	Y	100	256	135	6+SB	3	Y
CS4	V		EP		3,695	15		Y	Y		192	40	4	3	Y
CS7	V		EP		5,695	60	Y	Y	Y	100	256	100	4	3	Y
CS10	V		EP		8,195	80	Y	Y	Y	100	256	135	6+SB	3	Y
CP119	V	E	R	3,445		700+	Y	Y	Y	183	96	100	2	3	Y
CP119	V	E	M	3,536		700+	Y	Y	Y	183	96	100	2	3	Y
CP139	V	E	R	4,991		900+	Y	Y	Y	306	192	100	4	3	Y
CP139	V	E	M/ES	5,082		900+	Y	Y	Y	306	192	100	4	3	Y
CP179	V	E	CP/EP	8,173		1000+	Y	Y	Y	390	192	100	6	3	Y
CP209	G	E	EP	15,890		1000+	Y	Y	Y	390	192	200	9	3	Y

<b>Brand &amp; Model</b>	<b>Action</b>	<b>Escapement</b>	<b>Wood Keys</b>	<b>Ivory Texture</b>	<b>Player Moving Keys</b>	<b>Vocal Support</b>	<b>Educational Features</b>	<b>External Memory</b>	<b>USB to Computer</b>	<b>Recording Tracks</b>	<b>Warranty (Parts/Labor)</b>	<b>Dimensions WxDxH (Inches)</b>	<b>Weight (Pounds)</b>
<b>Galileo (continued)</b>													
Milano 3G	Graded Hammer								Y	3	4/1	56x29x35	200
Maestro II	AGT Pro	Y				Y	Y	USB	Y	5	4/1	54x39x35	345
Maestro II	AGT Pro	Y				Y	Y	USB	Y	5	4/1	54x39x35	345
Maestro II	AGT Pro	Y				Y	Y	USB	Y	5	4/1	54x39x35	345
Grande II	AGT Pro	Y				Y	Y	USB	Y	5	4/1	54X48X38	312
<b>Kawai</b>													
ES100	AHA IV-F						Y		Y	1	3/3	52x11x6	33
MP6	RH	Y		Y				USB	Y	1	3/1	53x13x7	45
MP10	RM3	Y	Y	Y				USB	Y	1	3/1	58x18x8	77
VPC1	RM3II	Y	Y	Y				USB	Y		3/1	54x18x8	65
ES7	RHII	Y		Y				USB	Y	2	3/3	54x14.5x6	46
CL26	AHA IV-F										3/3	51x11x31	63
CE220	AWA PROII		Y					USB	Y	2	3/3	54x20x35	137
KDP90	AHA IV-F						Y		Y	1	3/3	56x16x34	84
CN24	RHII	Y		Y			Y			1	5/5	54x16x34	99
CN34	RHII	Y		Y			Y	USB	Y	2	5/5	55x19x36	122
CN34	RHII	Y		Y			Y	USB	Y	2	5/5	55x19x36	122
CA65	GF	Y	Y	Y			Y	USB	Y	2	5/5	57x19x36	161
CA65	GF	Y	Y	Y			Y	USB	Y	2	5/5	57x19x36	161
CA95	GF	Y	Y	Y			Y	USB	Y	2	5/5	58x19x37	192
CA95	GF	Y	Y	Y			Y	USB	Y	1	5/5	58x19x37	192
CS4	RHII	Y		Y			Y		Y	2	5/5	56x17x36	118
CS7	GF	Y	Y	Y			Y	USB	Y	2	5/5	57x19x37	176
CS10	GF	Y	Y	Y			Y	USB	Y	2	5/5	60x21x41	225
CP119	RH			Y			Y	USB	Y	16	5/5	56x23x38	224
CP119	RH			Y			Y	USB	Y	16	5/5	56x23x38	224
CP139	RM3		Y	Y		Y	Y	USB	Y	16	5/5	56x23x38	248
CP139	RM3		Y	Y		Y	Y	USB	Y	16	5/5	56x23x38	248
CP179	RM3	Y	Y	Y		Y	Y	USB	Y	16	5/5	56x29x38	289
CP209	RM3	Y	Y	Y		Y	Y	USB	Y	16	5/5	59x63x39	430

<i>Brand &amp; Model</i>	<i>Form</i>	<i>Ensemble</i>	<i>Finish</i>	<i>Estimated Price</i>	<i>MSRP</i>	<i>Voices</i>	<i>Key Off</i>	<i>Sustain Samples</i>	<i>String Resonance</i>	<i>Rhythms/Styles</i>	<i>Polyphony</i>	<i>Total Watts</i>	<i>Speakers</i>	<i>Piano Pedals</i>	<i>Half Pedal</i>
<b>Korg</b>															
SP170/170s	S		Wt/Bk/Rd	500	600	10					120	18	2	1	Y
SP250	S		Bk&WG	699	1,199	30					60	22	2	1	Y
SP250	S		Wt&WG	749	1,199	30					60	22	2	1	Y
SP280	S		Bk/Wt	699	1,199	30					120	22	2	1	Y
SV-1-88	S		Bk&?	2,199	3,000	36					80			1 (3)	Y
SV-1-88	S		Bk	1,699	3,000	36					80			1 (3)	Y
LP380	V		Bk/Wt/Rd/R/Bk&Rd	1,199	1,699	30					120	22	2	3	Y
<b>Kurzweil</b>															
MPS-10	S		Bk	699	995	88		Y	Y	78	64	30	2	1	
MPS-10F	S		BK	799	1,295	88		Y	Y	78	64	30	2	1	
MPS-20	S		Bk	930	1,495	200		Y	Y	100	64	30	4	1	
MPS-20F	S		BK	1,199	1,795	200		Y	Y	100	64	30	4	1	
MP-10	V		R	1,299	2,295	88		Y	Y	78	64	30	4	3	
MP-10	V		EP	1,439	2,795	88		Y	Y	78	64	30	4	3	
MP-10F	V		R	1,449	2,495	88		Y	Y	78	64	30	4	3	
MP-10F	V		EP	1,629	2,995	88		Y	Y	78	64	30	4	3	
MP-15	V		R	2,499	2,995	128		Y	Y	60	64	30	4	3	
MP-20	V		R	1,459	2,795	200		Y	Y	100	64	45	4	3	
MP-20	V		EP	1,759	2,995	200		Y	Y	100	64	45	4	3	
MP-20F	V		R	2,199	3,495	200		Y	Y	100	64	45	4	3	
MP-20F	V		EP	2,499	3,795	200		Y	Y	100	64	45	4	3	
CUP-2	V		EP	4,299	5,995	88		Y	Y	78	64	130	4	3	
CUP-2	V		Wt	4,495	6,395	88		Y	Y	78	64	130	4	3	
MPG-200	G		EP	5,995	6,995	200		Y	Y	100	64	200	4	3	
<b>Lowrey</b>															
EZP3	S		Sr	1,518	1,595	21					96	32	6	1	
EZP8	V	E	R	2,545	2,795	74				24	96	32	2	3	

<b>Brand &amp; Model</b>	<b>Action</b>	<b>Escapement</b>	<b>Wood Keys</b>	<b>Ivory Texture</b>	<b>Player Moving Keys</b>	<b>Vocal Support</b>	<b>Educational Features</b>	<b>External Memory</b>	<b>USB to Computer</b>	<b>Recording Tracks</b>	<b>Warranty (Parts/Labor)</b>	<b>Dimensions WxDxH (Inches)</b>	<b>Weight (Pounds)</b>
<b>Korg</b>													
SP170/170s	NH										1/1	52x13x5	27
SP250	RH3										1/1	51x15x6	42
SP250	RH3										1/1	51x15x6	42
SP280	NH										1/1	54x16x31	42
SV-1-88	RH3								Y		1/1	53x14x6	45
SV-1-88	RH3								Y		1/1	53x14x6	45
LP380	RH3										1/1	53x14x30	82
<b>Kurzweil</b>													
MPS-10	LK								Y	2	2/3	52x14x3.5	39
MPS-10F	Fatar								Y	2	2/3	52x14x3.5	
MPS-20	LK								Y	2	2/3	52x14x3.5	39
MPS-20F	Fatar								Y	2	2/3	52x14x3.5	
MP-10	LK								Y	2	2/3	56x19x35	115
MP-10	LK								Y	2	2/3	56x19x35	115
MP-10F	Fatar								Y	2	2/3	56x19x35	
MP-10F	Fatar								Y	2	2/3	56x19x35	
MP-15	LK								Y	2	2/3	56x19x35	135
MP-20	LK								Y	2	2/3	56x20x36	162
MP-20	LK								Y	2	2/3	56x20x36	162
MP-20F	Fatar								Y	2	2/3	56x20x36	
MP-20F	Fatar								Y	2	2/3	56x20x36	
CUP-2	Fatar	Y	Y						Y	2	2/3	56x17x42	214
CUP-2	Fatar	Y	Y						Y	2	2/3	56x17x42	214
MPG-200	Fatar	Y							Y	2	2/3	37X56X36	214
<b>Lowrey</b>													
EZP3							Y		Y	1	2/1	54x14x6	47
EZP8							Y				2/1	53x19x33	112

<i>Brand &amp; Model</i>	<i>Form</i>	<i>Ensemble</i>	<i>Finish</i>	<i>Estimated Price</i>	<i>MSRP</i>	<i>Voices</i>	<i>Key Off</i>	<i>Sustain Samples</i>	<i>String Resonance</i>	<i>Rhythms/Styles</i>	<i>Polyphony</i>	<i>Total Watts</i>	<i>Speakers</i>	<i>Piano Pedals</i>	<i>Half Pedal</i>
<b>Nord</b>															
Nord Piano 2 HA88	S		Rd	2,995	3,295	1000+			Y		40-60			3	Y
<b>Omega</b>															
CR-202	V	E	M	1,960	2,595	96				96	128	40	2	3	
CR-301	V	E	M	2,520	3,360	128				100	128	40	2	3	
LX-502	V	E	M	3,240	4,050	128				100	128	80	4	3	
LX-505	V	E	M	3,560	4,620	128				200	128	80	4	3	
LX-505	V	E	EP	4,388	5,620	128				200	128	80	4	3	
LX-802	G	E	EP	6,888	8,610	128				200	128	80	4	3	
<b>Roland</b>															
RD-64	S		Bk	999	1,165	12	Y	Y	Y		128			1 (3)	Y
RD-300NX	S		Bk	1,799	2,099	366	Y	Y	Y	200	128			1 (3)	Y
RD-800	S		Bk	2,499	2,999	1113	Y	Y	Y	200	128			1 (3)	Y
V-Piano	S		Bk	6,999	7,999	24	Y	Y	Y		264			3	Y
F-20	S	E	Bk	899	1,049	35	Y	Y	Y	32	128	12	2	1	Y
FP-50	S	E	Bk	1,499	1,799	372	Y	Y	Y	90	128	24	2	1 (3)	Y
FP-50	S	E	Wt	1,499	1,799	372	Y	Y	Y	90	128	24	2	1 (3)	Y
FP-80	S	E	Bk	1,999	2,399	372	Y	Y	Y	90	128	26	4	1 (3)	Y
FP-80	S	E	Wt	1,999	2,399	372	Y	Y	Y	90	128	26	4	1 (3)	Y
F-120	V		ES/Wt	1,299	1,799	30	Y	Y	Y		128	24	2	3	Y
RP-301	V		R/ES	1,699	2,199	30	Y	Y	Y		128	24	2	3	Y
RP-301R	V	E	R/ES/Wt	1,799	2,499	54	Y	Y	Y	60	128	24	2	3	Y
DP-90e	V		ES	2,599	2,999	350	Y	Y	Y		128	24	2	3	Y
DP-90Se	V		EP	3,499	3,999	350	Y	Y	Y		128	24	2	3	Y
DP-90Se	V		WP	3,599	4,099	350	Y	Y	Y		128	24	2	3	Y
HP-504	V		R/ES	2,599	2,999	350	Y	Y	Y		128	24	2	3	Y
HP-506	V		R/ES	2,999	3,499	350	Y	Y	Y		128	74	4	3	Y



<b>Brand &amp; Model</b>	<b>Action</b>	<b>Escapement</b>	<b>Wood Keys</b>	<b>Ivory Texture</b>	<b>Player Moving Keys</b>	<b>Vocal Support</b>	<b>Educational Features</b>	<b>External Memory</b>	<b>USB to Computer</b>	<b>Recording Tracks</b>	<b>Warranty (Parts/Labor)</b>	<b>Dimensions WxDxH (Inches)</b>	<b>Weight (Pounds)</b>
<b>Nord</b>													
Nord Piano 2 HA88									Y		1/1	51x13x5	40
<b>Omega</b>													
CR-202	Graded Weighted						Y	USB		1	1/90		
CR-301	Fatar Graded						Y	USB		5	1/90		
LX-502	Fatar Graded						Y	USB	Y	7	1/90		
LX-505	Premium Fatar Graded						Y	USB	Y	7	1/90		
LX-505	Premium Fatar Graded						Y	USB	Y	7	1/90		
LX-802	Premium Fatar Graded						Y	USB	Y	7	1/90		
<b>Roland</b>													
RD-64	Ivory Feel-G	Y		Y				USB	Y		3/2	44x11x5	28
RD-300NX	Ivory Feel-G	Y		Y				USB	Y		3/2	57x13x6	39
RD-800	PHA4-Concert	Y		Y				USB	Y		3/2	57x15x6	55
V-Piano	PHA III	Y		Y				USB	Y	1	3/2	56x21x7	84
F-20	Ivory Feel-G	Y		Y				USB	Y	1	5/2	51x12x5	44
FP-50	Ivory Feel-G	Y		Y				USB		2	3/2	53x12x5	37
FP-50	Ivory Feel-G	Y		Y				USB		2	3/2	53x12x5	37
FP-80	Ivory Feel-S	Y		Y		Y		USB	Y	2	3/2	55x15x6	53
FP-80	Ivory Feel-S	Y		Y		Y		USB	Y	2	3/2	55x15x6	53
F-120	Ivory Feel-G	Y		Y						1	5/2	54x12x31	75
RP-301	Ivory Feel-G	Y		Y						1	5/2	54x17x39	86
RP-301R	Ivory Feel-G	Y		Y				USB	Y	3	5/2	54x17x39	86
DP-90e	PHA4-Premium	Y		Y				USB	Y	3	5/2	55x14x31	102
DP-90Se	PHA4-Concert	Y		Y				USB	Y	3	5/2	55x14x31	104
DP-90Se	PHA4-Concert	Y		Y				USB	Y	3	5/2	55x14x31	104
HP-504	PHA4-Premium	Y		Y				USB	Y	3	5/2	55x17x41	114
HP-506	PHA4-Concert	Y		Y				USB	Y	3	5/2	55x17x42	121

<b>Brand &amp; Model</b>	<b>Form</b>	<b>Ensemble</b>	<b>Finish</b>	<b>Estimated Price</b>	<b>MSRP</b>	<b>Voices</b>	<b>Key Off</b>	<b>Sustain Samples</b>	<b>String Resonance</b>	<b>Rhythms/Styles</b>	<b>Polyphony</b>	<b>Total Watts</b>	<b>Speakers</b>	<b>Piano Pedals</b>	<b>Half Pedal</b>
<b>Roland (continued)</b>															
HP-506	V		EP	3,699	4,399	350	Y	Y	Y		128	74	4	3	Y
HP-508	V		R/ES	4,299	4,999	350	Y	Y	Y		128	150	6	3	Y
HP-508	V		EP	4,899	5,699	350	Y	Y	Y		128	150	6	3	Y
LX-15e	V		EP	5,999	7,199	350	Y	Y	Y		128	160	6	3	Y
LX-15e	V		WP	6,099	7,399	350	Y	Y	Y		128	160	6	3	Y
HPi-6F	V		R/ES	4,499	6,499	337	Y	Y	Y		128	60	4	3	Y
HPi-7F	V	E	R/ES	5,999	8,499	337	Y	Y	Y	43	128	120	4	3	Y
HPi-50e	V	E	R	4,499	4,999	350	Y	Y	Y	50	128	74	4	3	Y
FP-50BKC	V	E	Bk	1,699	2,099	372	Y	Y	Y	90	128	24	2	1 (3)	Y
FP-50WHC	V	E	Wt	1,699	2,099	372	Y	Y	Y	90	128	24	2	1 (3)	Y
FP-80BKC	V	E	Bk	2,199	2,699	372	Y	Y	Y	90	128	26	4	1 (3)	Y
FP-80WHC	V	E	Wt	2,199	2,699	372	Y	Y	Y	90	128	26	4	1 (3)	Y
RG-1F	G		ES	7,999	10,999	337	Y	Y	Y		128	80	4	3	Y
RG-3F	G		EP	10,999	14,999	337	Y	Y	Y		128	120	4	3	Y
V-Piano Grand	G		EP	19,950	22,999	30	Y	Y	Y		264	240	8	3	Y
<b>Samick</b>															
DCP-8	V		R	1,445	1,595	8					64		2	3	
DCP-12	V		R	1,627	1,795	16					64		2	3	
SSP-10 Stage	V		ES	1,264	1,295	16					64	30	2	1 (3)	
SSP-30 Stage Pro	V		ES	1,536	1,595	480					64	20	2	1 (3)	
SDP-10	V		R	1,718	1,795	9					64	40	2	3	
SDP-31	V		R	1,809	2,095	385					64	120	6	3	
SDP-31	V		EP	1,991	2,295	385					64	120	6	3	
SSP-12 Stage	V	E	ES	1,627	1,795	480					64	10	2	1 (3)	
SSP-20 Stage	V	E	C	1,627	1,795	476				260	64	40	2	1 (3)	
SDP-45	V	E	R	1,991	2,295	476				260	64	40	2	3	
SDP-45	V	E	EP	2,173	2,495	476				260	64	40	2	3	
SG-110	G		EP	3,795	3,795	385					64	120	2	3	
SG-210	G		EP	3,890	4,195	16					64	120	2	3	
SG-310	G		EP/ WtP	4,290	4,595	385					64	120	6	3	
SG-450	G	E	EP/ WtP	4,890	4,995	476				260	64	120	6	3	

<b>Brand &amp; Model</b>	<b>Action</b>	<b>Escapement</b>	<b>Wood Keys</b>	<b>Ivory Texture</b>	<b>Player Moving Keys</b>	<b>Vocal Support</b>	<b>Educational Features</b>	<b>External Memory</b>	<b>USB to Computer</b>	<b>Recording Tracks</b>	<b>Warranty (Parts/Labor)</b>	<b>Dimensions WxDxH (Inches)</b>	<b>Weight (Pounds)</b>
<b>Roland (continued)</b>													
HP-506	PHA4-Concert	Y		Y				USB	Y	3	5/2	55x17x42	121
HP-508	PHA4-Concert	Y		Y				USB	Y	3	5/2	55x20x45	177
HP-508	PHA4-Concert	Y		Y				USB	Y	3	5/2	55x20x45	177
LX-15e	PHA4-Concert	Y		Y				USB	Y	3	5/2	55x19x42	201
LX-15e	PHA4-Concert	Y		Y				USB	Y	3	5/2	55x19x42	201
HPI-6F	PHA II	Y		Y			Y	USB	Y	4	5/2	56x17x41	128
HPI-7F	PHA III	Y		Y		Y	Y	USB	Y	16	5/2	56x21x44	176
HPI-50e	PHA4-Concert	Y		Y			Y	USB	Y	16	5/2	55x17x43	127
FP-50BKC	Ivory Feel-G	Y		Y				USB		2	3/2	53x16x37	64
FP-50WHC	Ivory Feel-G	Y		Y				USB		2	3/2	53x16x37	64
FP-80BKC	Ivory Feel-S	Y		Y		Y		USB	Y	2	3/2	55x15x37	80
FP-80WHC	Ivory Feel-S	Y		Y		Y		USB	Y	2	3/2	55x15x37	80
RG-1F	PHA III	Y		Y				USB	Y	1	5/2	56x29x50	165
RG-3F	PHA III	Y		Y				USB	Y	1	5/2	58x37x57	242
V-Piano Grand	PHA III	Y		Y				USB	Y	1	5/2	59x59x61	375
<b>Samick</b>													
DCP-8		Y							Y	2	3/1		
DCP-12		Y							Y	2	3/1		
SSP-10 Stage	Graded									2	3/1	54x14x33	64
SSP-30 Stage Pro	Graded							USB	Y	16	3/1	62x13x30	62
SDP-10									Y	2	3/1	54x18x35	148
SDP-31	Graded							USB			3/1	54x20x35	150
SDP-31	Graded							USB			3/1	54x20x35	150
SSP-12 Stage	Graded							USB	Y	16	3/1	52x13x32	57
SSP-20 Stage	Graded							USB	Y	16	3/1	53x13x30	62
SDP-45	Graded							USB	Y	16	3/1	54x20x36	150
SDP-45	Graded							USB	Y	16	3/1	54x20x36	150
SG-110	Graded							USB		16	3/1	57x30x36	170
SG-210	Graded									2	3/1	57x50x36	260
SG-310	Graded							USB		16	3/1	57x50x36	260
SG-450	Graded							USB	Y	16	3/1	57x50x36	260

<i>Brand &amp; Model</i>	<i>Form</i>	<i>Ensemble</i>	<i>Finish</i>	<i>Estimated Price</i>	<i>MSRP</i>	<i>Voices</i>	<i>Key Off</i>	<i>Sustain Samples</i>	<i>String Resonance</i>	<i>Rhythms/Styles</i>	<i>Polyphony</i>	<i>Total Watts</i>	<i>Speakers</i>	<i>Piano Pedals</i>	<i>Half Pedal</i>
<b>Suzuki</b>															
SL-1	V		R	600		16					64	30	2	1	
SD-10	V		R	800		16					64			3	
HP-99	V	E	R	1,295	2,599	128				100	64	120	4	3	
HP-99	V	E	E	1,695	2,599	128				100	64	120	4	3	
MDG-200	G	E	EP	1,600	3,000	128				100	64	120	4	3	
<b>Symphony</b>															
DL-100	V	E	ES	999	1,295	138		Y	Y	100	64	40	2	3	
DL-600	V	E	ES/R	1,499	1,995	138		Y	Y	100	64	60	4	3	
DL-800A	V	E	C	1,990	2,495	138		Y	Y	109	64	80	4	3	
DL-900	V	E	EP	1,999	2,795	138		Y	Y	100	64	80	4	3	
DL-1250	G	E	EP	2,495	3,495	138		Y	Y	109	64	100	4	3	
<b>Williams</b>															
Allegro	S		Bk	300	400	8					64			1	
Encore	S		Bk&Sr	500	700	30					32			1	
Rhapsody	V		WG	500	800	12						20	2	2	
Overture	V		WG	600	1,000	15					64			3	
Serenade	V	E	WG	700	1,000	160				100			4	3	
Symphony	V		W	680	1,199	138				100	32	40	2	3	
Symphony Elite	V		W	765	1,300	138				100	64	40	2	3	
Digital Grand	G		EP	1,300	2,000	14					64			3	
<b>Yamaha</b>															
P35B	S		Bk	450	499	10					32	12	2	1	Y
P105	S		Bk/Wt	600	999	14				10	128	14	4	1(3)	Y
P155	S		Bk&M/ Sr&C/ Bk&E	1,000	1,699	17	Y	Y			128	24	2	1	Y
P255	S		Bk&EP/ Wt	1,300	1,999	24	Y	Y	Y	10	256	30	4	1	Y
CP33	S			1,000	1,700	28	Y	Y			64			2	Y

<b>Brand &amp; Model</b>	<b>Action</b>	<b>Escapement</b>	<b>Wood Keys</b>	<b>Ivory Texture</b>	<b>Player Moving Keys</b>	<b>Vocal Support</b>	<b>Educational Features</b>	<b>External Memory</b>	<b>USB to Computer</b>	<b>Recording Tracks</b>	<b>Warranty (Parts/Labor)</b>	<b>Dimensions WxDxH (Inches)</b>	<b>Weight (Pounds)</b>
<b>Suzuki</b>													
SL-1	Weight Scaled						Y	USB	Y	2	1/1		
SD-10	Graded						Y	USB	Y	2	1/1		
HP-99	Graded					Y		SD	Y	5	1/1	55x21x36	165
HP-99	Graded					Y		SD	Y	5	1/1	55x21x36	165
MDG-200	Graded					Y		SD	Y	3	1/1	55x29x36	165
<b>Symphony</b>													
DL-100	TSHA							USB	Y	3	3/3	56x18x30	75
DL-600	TSHA							USB	Y	4	3/3	57x19x34	95
DL-800A	TSHA							USB	Y	3	3/3	56x19x34	110
DL-900	TSHA							USB	Y	4	3/3	56x19x34	110
DL-1250	TSHA							USB	Y	3	3/3	57x19x34	180
<b>Williams</b>													
Allegro										2	1/1		
Encore										3	1/1	55x13x5	77
Rhapsody									Y	2	1/1	45x12x20	38
Overture									Y	2	1/1	54x20x34	132
Serenade									Y	2	1/1		
Symphony						Y			Y	3	1/1	54x20x34	154
Symphony Elite						Y			Y	3	1/1	54x20x34	165
Digital Grand										2	1/1	55x41x33	165
<b>Yamaha</b>													
P35B	GHS										3/3	52x12x6	26
P105	GHS								Y	2	3/3	52x12x6	26
P155	GH							USB		2	3/3	53x14x6	41
P255	GH			Y				USB	Y	2	3/3	53x14x6	38
CP33	GH								Y		3/3	52x13x6	40

<b>Brand &amp; Model</b>	<b>Form</b>	<b>Ensemble</b>	<b>Finish</b>	<b>Estimated Price</b>	<b>MSRP</b>	<b>Voices</b>	<b>Key Off</b>	<b>Sustain Samples</b>	<b>String Resonance</b>	<b>Rhythms/Styles</b>	<b>Polyphony</b>	<b>Total Watts</b>	<b>Speakers</b>	<b>Piano Pedals</b>	<b>Half Pedal</b>
<b>Yamaha (continued)</b>															
CP50	S			1,500	2,199	322	Y	Y	Y	100	128			1	Y
CP300	S			2,200	2,700	530	Y	Y	Y		128	60	2	3	Y
CP5	S			2,600	3,299	227	Y	Y	Y	100	128			1(2)	Y
CP1	S			5,000	5,999	17	Y	Y	Y		128			3	Y
YDP142	V		W/R	1,100	1,499	10					128	12	2	3	Y
YDP162	V		W/R	1,500	1,999	10					128	40	4	3	Y
YDP162	V		EP	1,700	2,499	10					128	40	4	3	Y
YDPS51	V		Bk/Wt	1,350	2,199	10					128	40	4	3	Y
YDP181	V		R	1,700	2,199	14					128	40	2	3	Y
CLP430	V		W/M/R	2,533	2,999	14					128	60	2	3	Y
CLP430	V		EP	2,931	3,999	14					128	60	2	3	Y
CLP440	V		W/M/ R/Wt	3,164	3,899	28	Y	Y	Y		256	80	4	3	Y
CLP440	V		EP	3,705	4,699	28	Y	Y	Y		256	80	4	3	Y
CLP470	V		R	3,813	4,799	28	Y	Y	Y		256	80	4	3	Y
CLP470	V		EP	4,196	5,599	28	Y	Y	Y		256	80	4	3	Y
CLP480	V		R	5,364	6,999	532	Y	Y	Y		256	200	8	3	Y
R01	V		Wt	4,900	7,199	1	Y	Y			128	24	2	3	Y
F01	V		EP/ BIP/ RdP/ OrP	5,000	7,699	20	Y	Y			128	80	4	3	Y
F11	V		EP/ BIP/ RdP/ OrP	7,500	13,999	20	Y	Y			128	80	4	3	Y
NU1	V		EP	5,816	6,499	5	Y	Y	Y		256	160	4	3	Y
N1	V		EP	8,180	9,999	5	Y	Y	Y		256	175	6	3	Y
N2	V		EP	12,362	14,999	5	Y	Y	Y		256	500	12	3	Y
DGX650	V	E	Bk&R/ Bk&Wt	800	1,299	523				165	128	12	4	1(3)	(Y)
YDP-V240	V	E	R	2,000	2,699	491				161	64	40	2	3	Y

<b>Brand &amp; Model</b>	<b>Action</b>	<b>Escapement</b>	<b>Wood Keys</b>	<b>Ivory Texture</b>	<b>Player Moving Keys</b>	<b>Vocal Support</b>	<b>Educational Features</b>	<b>External Memory</b>	<b>USB to Computer</b>	<b>Recording Tracks</b>	<b>Warranty (Parts/Labor)</b>	<b>Dimensions WxDxH (Inches)</b>	<b>Weight (Pounds)</b>
<b>Yamaha (continued)</b>													
CP50	GH								Y		3/3	55x13x7	46
CP300	GH								Y	16	3/3	54x18x7	72
CP5	NW-Stage		Y	Y		Y			Y		3/3	55x16x7	56
CP1	NW-Stage		Y	Y				USB	Y		3/3	55x17x7	60
YDP142	GHS								Y	2	3/3	54x17x32	84
YDP162	GH			Y					Y	2	3/3	54x17x33	93
YDP162	GH			Y					Y	2	3/3	54x17x33	99
YDPS51	GH								Y	2	3/3	55x12x31	80
YDP181	GH								Y	2	41336	54x34x20	110
CLP430	GH3							USB	Y	2	41399	56x20x36	146
CLP430	GH3							USB	Y	2	5/5	56x20x36	157
CLP440	GH3			Y				USB	Y	2	41399	56x20x36	146
CLP440	GH3			Y				USB	Y	2	5/5	56x20x36	157
CLP470	NW-LGH		Y	Y				USB	Y	2	41399	56x20x36	163
CLP470	NW-LGH		Y	Y				USB	Y	2	41399	56x20x36	176
CLP480	NW-LGH		Y	Y				USB	Y	16	41399	56x20x37	193
R01	NW		Y	Y								55x15x38	88
F01	NW		Y					USB	Y	1	5/5	56x16x39	168
F11	NW		Y		Y			USB	Y	1	5/5	56x16x39	198
NU1	Compressed Vertical	Y	Y					USB	Y	1	5/5	60x18x40	240
N1	Grand	Y	Y					USB		1	5/5	58x24x39	266
N2	Grand	Y	Y	Y				USB	Y	1	5/5	58x21x40	313
DGX650	GHS						Y	USB	Y	6	3/3	55x18x30	61
YDP-V240	GHS						Y	USB	Y	6	3/3	54x20x34	108

<b>Brand &amp; Model</b>	<b>Form</b>	<b>Ensemble</b>	<b>Finish</b>	<b>Estimated Price</b>	<b>MSRP</b>	<b>Voices</b>	<b>Key Off</b>	<b>Sustain Samples</b>	<b>String Resonance</b>	<b>Rhythms/Styles</b>	<b>Polyphony</b>	<b>Total Watts</b>	<b>Speakers</b>	<b>Piano Pedals</b>	<b>Half Pedal</b>
<b>Yamaha (continued)</b>															
CVP601	V	E	W	4,127	5,399	889	Y	Y	Y	257	128	50	2	3	Y
CVP601	V	E	EP	4,636	6,199	889	Y	Y	Y	257	128	50	2	3	Y
CVP605	V	E	W	6,236	8,399	1355	Y	Y	Y	420	256	90	4	3	Y
CVP605	V	E	EP	7,018	9,399	1355	Y	Y	Y	420	256	90	4	3	Y
CVP609	V	E	W	9,745	13,999	1655	Y	Y	Y	566	128+ 128	200	7	3	Y
CVP609	V	E	EP	10,673	15,399	1655	Y	Y	Y	566	128+ 128	200	7	3	Y
CVP609	V	E	MP	11,145	15,999	1655	Y	Y	Y	566	128+ 128	200	7	3	Y
H01	G		AG/ VR/ DB	7,500	13,199	10	Y	Y			64	80	4	3	Y
H11	G		AG/ VR/ DB	10,000	20,799	10	Y	Y			64	80	4	3	Y
N3	G		EP	18,698	19,999	5	Y	Y	Y		256	500	12	3	Y
CLP465GP	G		EP	5,500	5,999	14					128	60	2	3	Y
CVP609GP	G	E	EP	14,500	19,999	1655	Y	Y	Y	566	128+ 128	170	6	3	Y



<b>Brand &amp; Model</b>	<b>Action</b>	<b>Escapement</b>	<b>Wood Keys</b>	<b>Ivory Texture</b>	<b>Player Moving Keys</b>	<b>Vocal Support</b>	<b>Educational Features</b>	<b>External Memory</b>	<b>USB to Computer</b>	<b>Recording Tracks</b>	<b>Warranty (Parts/Labor)</b>	<b>Dimensions WxDxH (Inches)</b>	<b>Weight (Pounds)</b>
<b>Yamaha</b> (continued)													
CVP601	GH3						Y	USB	Y	16	5/5	53x24x36	128
CVP601	GH3						Y	USB	Y	16	5/5	53x24x36	135
CVP605	GH3			Y		Y	Y	USB	Y	16	5/5	56x24x34	174
CVP605	GH3			Y		Y	Y	USB	Y	16	5/5	56x24x34	179
CVP609	NW		Y	Y		Y	Y	USB	Y	16	5/5	56x24x34	179
CVP609	NW		Y	Y		Y	Y	USB	Y	16	5/5	56x24x34	185
CVP609	NW		Y	Y		Y	Y	USB	Y	16	5/5	56x24x34	185
H01	NW		Y					USB			5/5	58x30x30	181
H11	NW		Y		Y			USB			5/5	58x30x30	216
N3	Grand	Y	Y	Y				USB		1	5/5	58x47x40	439
CLP465GP	GH3							USB	Y	2	5/5	56x45x37	216
CVP609GP	NW		Y	Y		Y	Y	USB	Y	16	5/5	57x45x36	240

## ADVERTISER INDEX

<i>Company</i>	<i>Page No.</i>	<i>Company</i>	<i>Page No.</i>
Allegro Pianos	76	Lowrey	121
The American Organist	30	Making Music Magazine	104
Baldwin	9	Modern Piano Moving	20
Benchworld	110	North Bennet Street School	110
Blüthner	75	Palatino	30
Bösendorfer	77	Parsons Music	52–53
Brodmann	21	Pearl River	IBC
Classic Pianos of Portland	19	Period Piano Center	32
Clavier Companion	88	Petrof	28, 44
Cline	23	Piano Finders	138
Cooper Music	69	PianoMart.com	73
Cory Products	107	Piano Technicians Guild	109
Cosmo Music	32	Piano World	122
Cunningham Piano Co.	61, 91	QRS	155
Dampp-Chaser Piano Life Saver	108	R. Kassman Pianos	24
Disklavier	157	Randy Potter School of Piano Technology	107
eKlavier	117	Reeder Piano	66
Emerson	41	Rick Jones Pianos	65
Estonia	37	Ritmüller	105
Förster, August	31	Sauter	3, 69, 133
Genio	143	Seiler	83
Grotrian	16	Schimmel	78
Hailun	81, 84, 114, 120, 139, 142	Solana	146
Heintzman	8	Steinberg, Wilh.	89
Hollywood Piano Co.	85	Steingraeber & Söhne	79
House of Troy	112	Steinway & Sons	IFC, 87
Inner Act	118	Story & Clark	17
Jordan Kitts/Cristofori	18	TouchRail	63
Kawai	7	Weber	34
Kayserburg	29	Yamaha	38
Kingsburg	11	Young Chang	35
Knabe	13		
Lindeblad Piano Restoration	59		
Living Pianos	49		

## PHOTO CREDITS

Cover: Grand, Petrof P IV Klasik;  
Vertical, Weber W114;  
Digital, Blüthner eKlavier Pianette

Page 4: header, [www.art-design.si](http://www.art-design.si);  
Grand, Kawai RX2

Page 5: header, [www.baileyworld.com](http://www.baileyworld.com);  
Slab, Yamaha DGX-650

Page 6: Mark Duffy

Page 12: Samick Music Corp.

Page 16: Douglas Gilbert

Page 33: [www.nasa.gov](http://www.nasa.gov)

Page 58: header, Young Chang;  
Cristofori, Metropolitan  
Museum of Art; Sq. Grand,  
[www.liveauctioneers.com](http://www.liveauctioneers.com)

Page 68: Faust Harrison Pianos

Page 80: © Galina Stepanova

Page 101: © Bruce Shippee Photography

Page 106: header, © Tatiana Popova;  
Tuning, © Brent Bossom;  
Regulating, © Brent Bossom

Page 111: © Ryan Lane

Page 115: Yamaha

Page 123: Roland

Page 129: Yamaha

Page 139: © Carl Keyes

Page 141: Yamaha

Page 147: PianoDisc

Page 148: © Martina Nehls-Sahabandu

Place your ad in  
the next issue of **PIANO BUYER**  
The Consumer Reference to Buying a Piano





STEINWAY & SONS


# SOUND BY STEINWAY. YOUR FAVORITE MUSIC BY iPad.

Technology, meet Tchaikovsky. The sound and beauty of Steinway have come together with the technology of the iPad to transform your home into a concert hall.

Now you can control your player system wirelessly with your iPad, enabling you to easily download, store, organize, and play your favorite music.

Some of the highlights:

- **Enjoy the incredible Steinway sound at any time.**
- **Access to a potentially endless library of music.**



**TOUCH. TAP. LISTEN.**

TO FIND OUT MORE CONTACT YOUR LOCAL STEINWAY DEALER TODAY  
1-888-875-5035 • [WWW.STEINWAY.COM/PIANOBUYER](http://WWW.STEINWAY.COM/PIANOBUYER)

Acoustic  
& Digital

# PIANO BUYER

PIANOBUYER.COM

*The Definitive Guide to Buying New, Used, and Restored Pianos*



SPRING 2014  
Supplement to  
**THE PIANO BOOK**



**A PIANO** is one of the most expensive consumer purchases many people will ever make. Yet when you shop for a piano, you'll find that honest, unbiased information about price, quality, features—even country of origin—is mysteriously scarce. For over 20 years, *The Piano Book: Buying & Owning a New or Used Piano*, by Larry Fine, has guided piano buyers through the maze of competing claims, strange terminology, and myriad possibilities presented by the piano market. Now, *Acoustic & Digital Piano Buyer*, the twice-yearly companion volume to *The Piano Book*, makes the task of buying a piano—new or used, acoustic or digital—even simpler and more enjoyable.

*Acoustic & Digital Piano Buyer* is a hybrid book/magazine. The first half consists of a series of short articles, illustrated in full color and written in a no-nonsense style, that are filled with only the most important information on a wide variety of topics related to buying a piano. Here you will find advice on:

- Piano Buying Basics
- Acoustic vs. Digital: What's Best For Me?
- Digital Piano Basics
- The New-Piano Market Today, including brand ratings
- Buying a Used or Restored Piano
- Buying a High-End Piano
- Buying Pianos for an Institution
- How to Acoustically Optimize a Room for a Piano
- Buying an Electronic Player-Piano System
- Hybrid and Software Pianos
- Piano Care
- Benches, Lamps, and Accessories

The second half of *Acoustic & Digital Piano Buyer* contains invaluable reference material, including:

- Prices for virtually every model and style of new acoustic and digital piano for sale in the U.S.
- Features and specifications for hundreds of digital piano models
- Brand and company profiles for every current manufacturer of acoustic and digital pianos

If you're in the market for a piano, *Acoustic & Digital Piano Buyer* will pay for itself many times over through your greater peace of mind and convenience while shopping, and can potentially save you money on your purchase.

**LARRY FINE**, Editor, is the author of *The Piano Book: Buying & Owning a New or Used Piano*, for more than 25 years the standard consumer reference in the piano business. A Registered Piano Technician, Fine has been involved in the piano industry for 35 years.